

Smoke Absorber

User Manual



Part Number: MP740890/MP740891

Copyright

The design of this product (including internal software) and the accessories are protected by relevant laws of China. Any violation of relevant rights of our company will be subject to legal sanction. Please abide by relevant national laws when you use this product.

Essentials

User should have basic knowledge of life and basic electrical operation before using the product. Underage user can only use this product under the guidance of professional or guardian.
[Note] In order to avoid damage to the machine and keep the operating environment safe: Please read this Manual carefully before using this product, and keep it properly for future reference.

Disclaimer

We will take no responsibility for any personal injury or property damage caused by reasons other than the product quality problem, which may include force majeure (natural disasters, etc.) or personal behavior during the operation of the product. This manual is organized, compiled and released by Shenzhen atten technology co., ltd. according to the latest product features. We will not be responsible for further notice of the subsequent improvement of the product and this Manual.

Product overview

This product is a Desktop-type Soldier Smoke Absorber. It can be operated vertically or horizontally, can remove soldering smoke and fumes quickly, safely and quickly. The activated carbon filter is made of highly activated carbon, strongly adsorbs, and has an LED lighting function.

Specifications

Item Name	Solder Smoke Absorber
Item Model	MP740890/ MP740891
Power consumption	220-240V - 16W/50Hz
Maximum suction capacity	1.03m ³ /min
Dimensions	103.3mm × 161.8mm × 217.2mm
Fitter size	142mm × 142mm × 10mm

Packaging List

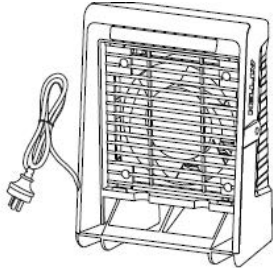
User Manual X1, Activated Carbon Filter X1, Solder Smoke Absorber X1



User Manual



Activated Carbon Filter

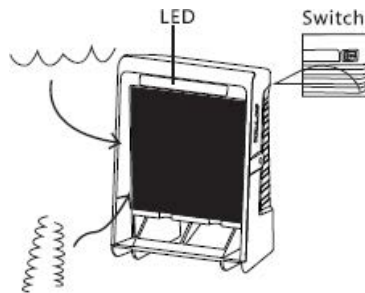


Solder Smoke Absorber

Instructions

1. Remove widely range of solder smoke

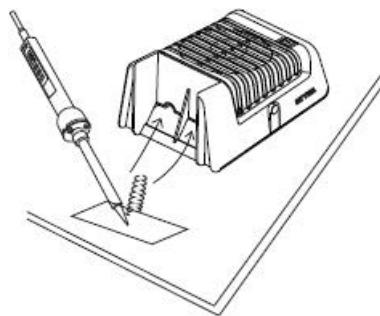
Please adjust two gear keys if removing widely range off solder smoke, Gear 1 is suitable to be used under brighter environment, the LED light is off when pressing Gear 1, Gear 2 is suitable to be used under dark environment, the LED light is on when pressing Gear 2.



2. Remove close-up solder smoke

Please place this device on the desk as below picture if removing close-up solder smoke, and turn on Gear 1.

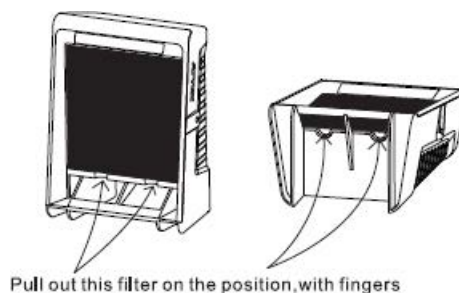
Comparing with vertical position, horizontal position can provide airflow and efficiency much more than vertical, and is not much suitable for removing widely range of smoke.



Care and maintenance

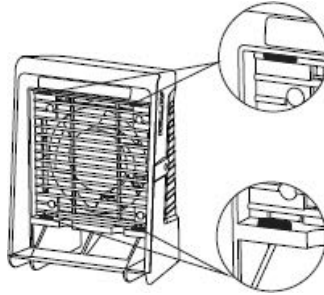
1. Replace activated carbon filter

The filter observes solder fumes and becomes white with clogging. Replace the filter when the suction power is drastically reduced to clogging, or when the flux smell gets noticeably stronger. (note: Be careful that moisture water etc does not get on the filter, or it can't be used.)



2. Install

Please pick the activated carbon filter on the 4pcs of buckle position as picture on the right. Please don't operate this device before put into the activated carbon filter.



Safety precaution



WARNING

In order to reduce the risk of fire alarm or electric shock, please never use this device with solid state speed control device at the same time please cut off power before repairing or it will lead to electric shock.

1. Do not use this produce absorb igniting or explosive gas
2. Keep this product away from wet places.
3. Do not make this product wet or use it with red wet hands
4. Make sure to turn off the power when this device stopped using or out of use
5. Please turn off the power when replacing parts or not used.
6. Keep this product out of children's reach.
7. Please replace the power cord by contacting original factory or equivalent person to get rid of danger.
8. Please use the accessories from the original factory when replacing the product parts.



CAUTION

Important Notice : This data sheet and its contents (the "Information") belong to the members of the AVNET group of companies (the "Group") or are licensed to it. No licence is granted for the use of it other than for information purposes in connection with the products to which it relates. No licence of any intellectual property rights is granted. The Information is subject to change without notice and replaces all data sheets previously supplied. The Information supplied is believed to be accurate but the Group assumes no responsibility for its accuracy or completeness, any error in or omission from it or for any use made of it. Users of this data sheet should check for themselves the Information and the suitability of the products for their purpose and not make any assumptions based on information included or omitted. Liability for loss or damage resulting from any reliance on the Information or use of it (including liability resulting from negligence or where the Group was aware of the possibility of such loss or damage arising) is excluded. This will not operate to limit or restrict the Group's liability for death or personal injury resulting from its negligence. Multicomp Pro is the registered trademark of Premier Farnell Limited 2019.