

HD 6/15 M

AC-powered HD 6/15 M mobile high-pressure cleaner with 3-piston axial pump. Compact, reliable machine with high cleaning performance and energy efficiency for daily use.



Order no.

1.150-930.0

- 3-piston axial pump with hardened stainless steel pistons
- Save time and energy: EASY!Force high-pressure gun and EASY!Lock quick-release fasteners
- Automatic pressure relief and up to 20 percent higher energy efficiency


Technical data

EAN code		4054278233963
Supply voltage	Ph / V / Hz	1 / 230 / 50
Flow rate	l/h	560
Inlet temperature	°C	60
Working pressure	bar / MPa	150 / 15
Max. pressure	bar / MPa	225 / 22.5
Connected load	kW	3.1
Power cable	m	5
Water inlet		3/4"
Weight (with accessories)	kg	28.6
Weight incl. packaging	kg	32
Dimensions (L × W × H)	mm	400 × 455 × 700

Equipment

Spray gun		EASY!Force
High-pressure hose	m	10 / Premium quality
Spray lance	mm	840
Power nozzle		■
Pressure switch-off		■

■ Included in the scope of supply.



High-quality equipment

- Automatic pressure relief for protecting the components extends their life.
- Powerful, 2-pole, air-cooled electric motor.
- High-quality brass cylinder head.



Flexible operation

- For vertical and horizontal operation.
- Maximum stability during horizontal operation as the wheels do not touch the floor.




Outstanding mobility

- The push handle, which can be retracted at the touch of a button, increases the compactness of the machine and reduces the spatial requirement.
- Can be easily stored in service vehicles.
- Integrated storage possibilities reduce the set-up times.

ACCESSORIES FOR HD 6/15 M

1.150-930.0



		Order no.	Description	
SPRAY LANCES				
Rotating spray lances				
Spray lance, 840 mm, rotatable	1	4.112-006.0	850 mm stainless steel lance (manual coupling) with ergonomic handle for ease of use and protection. Rotatable 360° under pressure.	■
LED nozzle light	2	2.680-002.0	Bright, lightweight LED work light for direct mounting on spray lance of EASY!Force high-pressure gun. Better view in unfavourable lighting conditions for up to 5 working hours.	□
Spray lance, 250 mm, rotatable	3	4.112-027.0	Spray lance, 250 mm, rotatable, ergonomic	□
Spray lance, 400 mm, rotatable	4	4.112-024.0	Spray lance, 400 mm, rotatable, ergonomic	□
Spray lance, 600 mm, rotatable	5	4.112-007.0	600 mm stainless steel lance (manual coupling) with ergonomic handle for ease of use and protection. Rotatable 360° under pressure.	□
Spray lance, 1050 mm, rotatable	6	4.112-000.0	1050 mm stainless steel lance (manual coupling) with ergonomic handle for ease of use and protection. Rotatable 360° under pressure.	□
Spray lance, 1550 mm, rotatable	7	4.112-018.0	1550 mm stainless steel lance (manual coupling) with ergonomic handle for ease of use and protection. Rotatable 360° under pressure.	□
Spray lance, 2050 mm, rotatable	8	4.112-021.0	2050 mm stainless steel lance (manual coupling) with ergonomic handle for ease of use and protection. Rotatable 360° under pressure.	□
Spray lance extender, 1000 mm	9	4.112-048.0	Spray lance extension with EASY!Lock connection. Length 1000 mm.	□
Double lance				
Double lance, 960 mm	10	2.112-016.0	960 mm double lance for variable pressure adjustment on handle at full water flow rate. Suitable for agricultural use (e.g. stable cleaning).	□
Angular spray lance				
Spray lance for toilets and rain gutters	11	4.112-029.0	Stainless steel lance WC and gutter with nozzle insert. Specially shaped for effective and hygienic cleaning of gutters and toilets.	□
Flexible spray lance				
Flexible lance, 1050 mm	12	4.112-035.0	1050 mm flexible lance with variable bend from 20° to 140°, ideal for cleaning difficult to reach areas, e.g. gutters.	□
High pressure articulated joint	13	4.112-057.0	For hard-to-reach areas: High-pressure articulated joint with infinite angle adjustment up to 120°. Simply attach directly to the spray lance of the pressure washer.	□
Gutter cleaner				
Gutter cleaning lance	14	2.112-015.0	The lance is suited for cleaning of gutter systems. Because of the shape of the lance and the special nozzle the gutter can be cleaned without removing the cover plates.	□

■ Included in the scope of supply. □ Available accessories.

ACCESSORIES FOR HD 6/15 M 1.150-930.0



	Order no.	Description	
SPRAY LANCES			
Undercarriage spray lance			
Underbody lance	15	4.112-032.0	Stainless steel lance for effective and easy underbody and wheel arch cleaning. Without high-pressure nozzle. <input type="checkbox"/>
Additional handle			
Additional handle for EASY!Lock spray lances	16	4.321-380.0	Comfortable in every situation - the additional handle is easy to attach to the spray lance of our new EASY!Lock generation and makes work easier by allowing you to adjust your posture to suit the particular task. Regularly changing your posture relieves the strain on your body, making work more relaxed. Thanks to the 360°-rotatable spray lance, the additional handle can simply be fully rotated whilst working for greater flexibility. <input type="checkbox"/>
PowerControl spray lance			
PowerControl spray lance 034	17	4.112-045.0	Infinitely variable pressure adjustment during operation directly in the operator's gripping area, especially for machines without servo control function. The cleaning performance can be adapted to the respective task in an instant. The low pressure mode for the application of the cleaning agent and the adjustment of the jet level round off the product. <input type="checkbox"/>
KÄRCHER POWER NOZZLE			
Power nozzle spray angle 25°			
Power nozzle , 033	18	2.113-063.0	Fan jet nozzle for large-area coverage and stubborn dirt and stains. <input checked="" type="checkbox"/>
HP nozzle spray angle 0°			
Power nozzle 0°, 040	19	2.113-001.0	High-pressure nozzle with powerful jet for extremely stubborn dirt. <input type="checkbox"/>
Power nozzle spray angle 15°			
Power nozzle 15°, 033	20	2.113-002.0	Flat jet nozzle for stubborn dirt. <input type="checkbox"/>
Power nozzle spray angle 40°			
Power nozzle 40°, 040	21	2.113-003.0	Power nozzle with a 40° spray angle and fan jet, suitable for large areas and sensitive surfaces. <input type="checkbox"/>
TRIGGER GUNS			
Spray guns			
EASY!Force Advanced	22	4.118-005.0	Effortless, not energy-sapping: the EASY!Force high-pressure gun uses the recoil force of the high-pressure jet to reduce the holding force for the operator to zero. <input checked="" type="checkbox"/>
EASY!Force conversion kit 1 - from high-pressure hose	23	4.111-050.0	For retrofitting Kärcher high-pressure cleaners with existing high-pressure hose: EASY!Force conversion kit 1 with EASY!Force high-pressure gun, spray lance and all adapters through to the nozzle. <input type="checkbox"/>
EASY!Force conversion kit 2 - from machine	24	4.111-051.0	Developed for retrofitting existing high-pressure cleaners from Kärcher: EASY!Force conversion kit 2 with EASY!Force high-pressure gun, spray lance, high-pressure hose and necessary adapters. <input type="checkbox"/>
EASY!Force conversion kit 3 - high-pressure gun	25	4.111-052.0	Compatible with existing high-pressure hose and spray lance: EASY!Force conversion kit 3, incl. EASY!Force trigger gun and all necessary adapters for upgrading your high-pressure cleaner. <input type="checkbox"/>
POWER GENERATOR			
PGG 6/1	26	1.042-208.0	With a power rating of 5 kW, the petrol-operated synchronous generator PGG 6/1 impresses with up to 10 hours of independent power supply in many commercial and municipal applications. <input type="checkbox"/>
ROTARY NOZZLES (DIRT BLASTERS)			
Dirt Blaster, small			
Dirt blaster, small, 035	27	4.114-019.0	The new performance dirt blaster (nozzle size 035) with rotating point jet makes a big difference: up to 50% higher cleaning and area performance than its predecessor. <input type="checkbox"/>
Dirt blaster, large			
Dirt blaster, large, 035	28	4.114-040.0	The dirt blaster with rotating pencil jet offers 10 times better cleaning performance. Ceramic nozzle and bearing ring for a long service life. Further data: Max. 300 bar, 30 MPa, 85°C. <input type="checkbox"/>

■ Included in the scope of supply. □ Available accessories.

ACCESSORIES FOR HD 6/15 M

1.150-930.0



29



30



31



32, 34



33, 35-38



39, 43, 45



40



41-42, 44

	Order no.	Description	
MULTIPLE-JET NOZZLES			
Triple nozzles			
Triple nozzle, 033	29 4.117-028.0	Triple nozzle with manual nozzle changeover. Convenient spray adjustment. For machines with an injector, the low-pressure flat stream is useful for cleaning agent suction and application.	<input type="checkbox"/>
Angled vario nozzle 0-90°			
Angled Vario nozzle, 050	30 4.113-007.0	Variable angle nozzle for spray angle adjustment from 0° to 90°. For easy adjustment to all kinds of soiling and surfaces.	<input type="checkbox"/>
NOZZLE UNION / SPACER			
Nozzle union			
Nozzle screws	31 4.112-011.0	Nozzle screws with protectors for high-pressure and power nozzles	<input type="checkbox"/>
HIGH-PRESSURE HOSES			
Standard with unions on both sides			
High-pressure hose, 10 m, DN 6, 250 bar, 2 × EASY!Lock	32 6.110-034.0	10 m long high-pressure hose with EASY!Lock manual screw fitting on both sides. Nominal size DN 6, suitable up to 250 bar.	<input type="checkbox"/>
	33 6.110-035.0	10 m long high-pressure hose (DN 6) equipped with EASY!Lock manual screw fitting on both sides. Suitable up to 250 bar and with ANTI!Twist.	<input type="checkbox"/>
High-pressure hose, 10 m, DN 6, 300 bar, 2 × EASY!Lock	34 6.110-056.0	High-pressure hose (DN 6) equipped with ANTI!Twist and the new EASY!Lock manual screw fitting on both sides. For pressures up to 300 bar. 10 m long.	<input type="checkbox"/>
High-pressure hose, 10 m, DN 8, 315 bar, 2 × EASY!Lock	35 6.110-031.0	High-pressure hose (DN 8) suitable up to 315 bar pressure. With innovative EASY!Lock manual screw fitting on both sides, ANTI!Twist and 10 m long.	<input type="checkbox"/>
High-pressure hose, 15 m, DN 8, 315 bar, 2 × EASY!Lock	36 6.110-030.0	15 m long high-pressure hose, DN 8, with ANTI!Twist and time-saving EASY!Lock manual screw fitting on both sides.	<input type="checkbox"/>
High-pressure hose, 20 m, DN 8, 315 bar, 2 × EASY!Lock	37 6.110-032.0	20 m long high-pressure hose (DN 8) equipped with the time-saving and robust EASY!Lock manual screw fitting on both sides. Approved for pressures up to 315 bar.	<input type="checkbox"/>
High-pressure hose, 30 m, DN 8, 315 bar, 2 × EASY!Lock	38 6.110-014.0	Comfortable length (30 m) and innovative EASY!Lock manual screw fitting: High-pressure hose (DN 8) with ANTI!Twist for pressures up to 315 bar.	<input type="checkbox"/>
High-pressure hose, 15 m, DN 10, 220 bar, 2 × EASY!Lock	39 6.110-042.0	Equipped with innovative EASY!Lock manual screw fitting and suitable for pressures up to 220 bar: 15 m long high-pressure hose (DN 10).	<input type="checkbox"/>
High-pressure hose, 20 m, DN 10, 220 bar, 2 × EASY!Lock	40 6.110-043.0	20 m in length and the extremely time-saving and comfortable EASY!Lock manual screw fitting on both sides are some of the main features of this high-pressure hose (DN 10).	<input type="checkbox"/>
High-pressure hose, 25 m, DN 10, 220 bar, 2 × EASY!Lock	41 6.110-044.0	Impressive values and basic equipment: 25 m long high-pressure hose (DN 10) developed for pressures up to 220 bar.	<input type="checkbox"/>
High-pressure hose, 40 m, DN 10, 220 bar, 2 × EASY!Lock	42 6.110-045.0	40 m long high-pressure hose with EASY!Lock system for the time-saving manual screw connection (both sides). Nominal size (DN) 10, working pressure up to 220 bar.	<input type="checkbox"/>

Available accessories.

ACCESSORIES FOR HD 6/15 M


1.150-930.0



		Order no.	Description	
HIGH-PRESSURE HOSES				
Standard with unions on both sides				
High-pressure hose, 15 m, DN 12, 210 bar, 2 × EASY!Lock	43	6.110-059.0	Designed for working pressures up to 250 bar: High-pressure hose (DN 12) with a length of 15 m. Has the comfortable EASY!Lock manual screw fitting on both sides.	<input type="checkbox"/>
High-pressure hose, 40 m, DN 12, 210 bar, 2 × EASY!Lock	44	6.110-060.0	With EASY!Lock manual screw fitting and lots of room for manoeuvre thanks to 40 m in length: High-pressure hose (DN 12) with EASY!Lock manual screw fitting on both sides. Suitable for working pressures up to 250 bar.	<input type="checkbox"/>
High-pressure hose, 10 m, DN 10, 220 bar, 2 × EASY!Lock	45	6.110-041.0	Impressive values and basic equipment: 25 m long high-pressure hose (DN 10) developed for pressures up to 220 bar.	<input type="checkbox"/>
Longlife 400 with unions on both sides				
High-pressure hose Longlife, 1,5 m, DN 8, 400 bar, 2 × EASY!Lock	46	6.110-024.0	1,5 m short high-pressure hose (DN 8). Comfortable EASY!Lock manual screw fitting on both sides for robust and quick connections. Durable and designed for up to 400 bar pressure.	<input type="checkbox"/>
High-pressure hose Longlife, 1,5 m, DN 8, 400 bar, 1 × EASY!Lock / 1 × M22 × 1,5	47	6.110-069.0	1,5 m long high-pressure hose (DN 8) suitable for up to 400 bar pressure with double steel core. Connections: M 22 × 1,5, as well as the comfortable and quick EASY!Lock manual screw fitting.	<input type="checkbox"/>
High-pressure hose Longlife, 10 m, DN 8, 400 bar, 2 × EASY!Lock	48	6.110-038.0	Durable, 10 m long high-pressure hose (DN 8) with double steel core and EASY!Lock manual screw fitting on both sides and ANTI!Twist. Approved for 400 bar pressure.	<input type="checkbox"/>
High-pressure hose Longlife, 30 m, DN 8, 400 bar, 2 × EASY!Lock	49	6.110-023.0	Robust high-pressure hose with double steel core, ANTI!Twist and EASY!Lock manual screw fitting on both sides. Nominal size DN 8, 30 m long, for up to 400 bar pressure.	<input type="checkbox"/>
High-pressure hose Longlife, 20 m, DN 8, 400 bar, 2 × EASY!Lock	50	6.110-027.0	High-pressure hose with ANTI!Twist, EASY!Lock manual screw fittings and double steel core. 20 m long, nominal size DN 8, EASY!Lock manual screw fitting on both sides.	<input type="checkbox"/>
High-pressure hose Longlife, 15 m, DN 8, 400 bar, 2 × EASY!Lock	51	6.110-029.0	The double steel core ensures a particularly long life of this 15 m long high-pressure hose (DN 8), which is approved for pressures up to 400 bar.	<input type="checkbox"/>
Food industry version with unions on both sides				
High-pressure hose food grade, 10 m, DN 8, 250 bar, 2 × EASY!Lock	52	6.110-051.0	High-pressure hose (ID 6), 10 m long, with grey, non-marking outer covering. Approved for use in the food industry. With quick and robust EASY!Lock hand screw connection at both ends.	<input type="checkbox"/>
High-pressure hose food grade, 20 m, DN 8, 250 bar, 2 × EASY!Lock	53	6.110-052.0	Suitable for use in food industry: 20 m long high-pressure hose (ID 8) with grey, non-marking outer covering, ANTI!Twist and EASY!Lock hand screw connections.	<input type="checkbox"/>
Longlife food design with screw connections at both ends				
High-pressure hose food grade Longlife, 10 m, DN 8, 400 bar, 2 × EASY!Lock	54	6.110-053.0	With blue, non-marking and animal fat resistant outer covering: durable high-pressure hose (ID 8), 10 m long, ANTI!Twist and EASY!Lock hand screw connection at both ends.	<input type="checkbox"/>
High-pressure hose food grade Longlife, 20 m, DN 8, 400 bar, 2 × EASY!Lock	55	6.110-054.0	Durable high-pressure hose with double steel reinforcement and blue, non-marking and animal fat resistant outer covering. 20 m long with EASY!Lock hand screw connections.	<input type="checkbox"/>
PIPE CLEANING				
Pipe cleaning hose, ID 6				
Pipe cleaning hose, ID 6, 10 m, max. 250 bar	56	6.110-046.0	The 10 m pipe cleaning hose is a highly flexible high pressure hose for pipe interior cleaning (threaded connection for nozzle R 1/8).	<input type="checkbox"/>

Available accessories.

ACCESSORIES FOR HD 6/15 M 1.150-930.0



		Order no.	Description	
PIPE CLEANING				
Pipe cleaning hose, ID 6				
Pipe cleaning hose, ID 6, 20 m, max. 250 bar	57	6.110-008.0	The 20 m pipe cleaning hose is a highly flexible high pressure hose for pipe interior cleaning (threaded connection for nozzle R 1/8).	<input type="checkbox"/>
Pipe cleaning hose, ID 6, 30 m, max. 250 bar	58	6.110-047.0	The 30 m pipe cleaning hose is a highly flexible high pressure hose for pipe interior cleaning (threaded connection for nozzle R 1/8).	<input type="checkbox"/>
Pipe cleaning hose, ID 6, 10 m, max. 140 bar	59	6.110-048.0	10 m flexible high-pressure hose (DN 6) for cleaning pipes (threaded connection for R 1/8 nozzle).	<input type="checkbox"/>
Pipe cleaning hose, ID 6, 20 m, max. 140 bar	60	6.110-049.0	The 20 m pipe cleaning hose is a highly flexible high pressure hose for pipe interior cleaning (threaded connection for nozzle R 1/8).	<input type="checkbox"/>
Pipe cleaning hose, ID 6, 30 m, max. 140 bar	61	6.110-050.0	30 m flexible high-pressure hose (DN 6) for cleaning pipes (threaded connection for R 1/8 nozzle).	<input type="checkbox"/>
Pipe cleaning nozzle				
Pipe cleaning dirt blaster D21/040	62	4.765-001.0	The forward-tilted rotating pencil jet removes the most stubborn dirt. The three backwards-tilted jets ensure the necessary forward movement, as well as convenient handling.	<input type="checkbox"/>
Pipe cleaning dirt blaster D30/040	63	4.765-004.0		<input type="checkbox"/>
Pipe cleaning nozzle	64	5.763-015.0	16 mm pipe cleaning nozzle with internal thread. Various jet directions for environmentally-friendly cleaning of blocked drains and pipes.	<input type="checkbox"/>
	65	5.763-016.0		<input type="checkbox"/>
	66	5.763-017.0		Pipe cleaning nozzle with inner thread. Different spray directions. The hose moves freely through the pipe. (R 1/8" connection, 3 × 30° backwards, diameter 30 mm.)
Rotating pipe cleaning nozzle	67	6.415-428.0	Pipe cleaning nozzle with four rotating jets and inner thread. Different spray directions. The hose moves freely through the pipe. With R 1/8" connection.	<input type="checkbox"/>
FLOOR AND HARD SURFACE CLEANER				
Hard Surface Cleaner FRV 30				
Rubber lip for FRV 30	68	2.642-910.0	For smooth floors indoors. The squeegee increases the suction performance of the FRV 30 and minimises the amount of water remaining. This means the floor is dry in just a few minutes.	<input type="checkbox"/>
Extension hose 5 m	69	4.440-939.0	5m extension hose for FRV 30. Connection sleeve included.	<input type="checkbox"/>
Hose fastening attachment kit	70	2.642-528.0	Suction cup for fixing the suction hose to smooth surfaces.	<input type="checkbox"/>

Available accessories.

ACCESSORIES FOR HD 6/15 M

1.150-930.0




		Order no.	Description	
FLOOR AND HARD SURFACE CLEANER				
Hard Surface Cleaner FRV 30				
Dirt trap attachment kit	71	2.642-532.0	Galvanised steel bucket for collecting coarse dirt and for fixing the suction hose in outside areas.	<input type="checkbox"/>
FRV 30 Surface Cleaner	72	2.111-010.0	With the integrated, automatic suction of the dirty water, the FRV 30 makes surface cleaning even more efficient and can be used in both inside and outside areas. There is no longer a need to rinse the surface after cleaning, since the dirty water can be discharged through the 5 m suction hose supplied. Additional quality features are the non-marking steering rollers and double ceramic bearing. Machine-specific nozzle kit must be ordered separately. Max. 250 bar / 1000 l/h / 60°C.	<input type="checkbox"/>
Hard surface cleaner FR 30				
FR 30 Surface Cleaner	73	2.111-011.0	Up to 10 times greater area performance compared with the conventional high-pressure jet. Plastic casing for optimal manoeuvrability, double ceramic bearing for long working times, flexible connection joint for optimal handling and integrated parking position. Machine-specific nozzle kit must be ordered separately. Max. 180 bar / 850 l/h / 60°C.	<input type="checkbox"/>
FR 30 Me surface cleaner				
Hard Surface Cleaner FR 30 Me	74	2.111-013.0	Hot water resistant stainless steel surface cleaner with double ceramic bearings, non-marking swivel castors and suction hose connection. Ideal for indoor cleaning, e.g. food industry.	<input type="checkbox"/>
Machine-specific nozzle kits for FR				
Nozzle kit for FR, 500 l/h - 650 l/h	75	2.640-401.0	Nozzle kit includes power nozzles and unions. For Kärcher surface cleaners (500 to 650 l/h).	<input type="checkbox"/>
Machine-specific nozzle kits for FRV				
Nozzle kit for FRV, 035	76	2.642-430.0	Machine-specific nozzle kit with Kärcher power nozzles and jet nozzle for FRV 30.	<input type="checkbox"/>
FRV 30 Me surface cleaner				
Extension hose FRV 30 Me and FRV 50 Me	77	4.441-040.0	5 m extension hose for FRV 30 Me. Includes connecting adapter.	<input type="checkbox"/>
FRV 30 Me Surface Cleaner	78	2.111-012.0	Thanks to automatic suction of the dirty water, the stainless steel FRV 30 Me Surface Cleaner makes surface cleaning more efficient in both inside and outside areas. Hot water cleaning up to 85°C.	<input type="checkbox"/>
FOAM SYSTEMS				
Cup foam lance				
Cup foam lance Basic 1, 350 l/h - 600 l/h	79	4.112-053.0	For high-pressure cleaners with a flow rate of 350-600 l/h: new, robust and very high-quality Basic 1 cup foam lance with outstanding foam quality while consuming half as much cleaning agent.	<input type="checkbox"/>
Cup foam lance Advanced 1, 400 l/h - 600 l/h	80	4.112-063.0	High-quality and robust cup foam lance Advanced 1 with spray angle adjustment and main body made of Ecobross. Suitable for Kärcher high-pressure cleaners with a flow rate of 400 to 600 l/h.	<input type="checkbox"/>
Cup foam lance DUO Advanced 1, 400 l/h - 600 l/h	81	4.112-067.0	DUO Advanced 1 cup foam lance with two-litre detergent tank and direct switching to high-pressure cleaning. Suitable for Kärcher pressure washers with a flow rate of 400 to 600 l/h.	<input type="checkbox"/>
1-litre cleaning agent container for cup foam lance basic	82	5.071-414.0	For the quick change of the cleaning agent: Additional 1 litre cleaning agent container for basic foam lance (2.112-053.0, 2.112-054.0 and 2.112-055.0).	<input type="checkbox"/>
1-litre cleaning agent container for cup foam lance advanced	83	6.414-050.0	Additional 1-litre cleaning agent container for quick replacement of the cleaning agent (for foam lance 2.112-017.0 and 2.112-018.0).	<input type="checkbox"/>
Inno Foam Kit				
Inno Foam Set with detergent injector	84	2.112-000.0	High-pressure foam system with double lance (foam nozzle and high-pressure jet for rinsing). For use with mobile and stationary high-pressure and HDS pressure cleaners for cleaning or disinfection.	<input type="checkbox"/>

Available accessories.

ACCESSORIES FOR HD 6/15 M

1.150-930.0



	Order no.	Description		
FOAM SYSTEMS				
Easy Foam Set				
Easy Foam Set with RM injector	85	2.112-010.0	HP foam system for use with HD/HDS units for cleaning and disinfecting. Foam nozzle for connection to lance and HP chemical injector with precision 0-5% metering valve. The machine specific nozzle kit has to be ordered separately.	<input type="checkbox"/>
Nozzle kits for Inno/Easy Foam Set				
Nozzle kit 055 for Inno / Easy Set 500-600 l/h	86	2.111-009.0	Optimal adaptation to different machine outputs for economic use.	<input type="checkbox"/>
Foam nozzle mounting kit				
Foam nozzle attachment kit	87	2.112-013.0	Foaming agent kit. The foam nozzle is ideal for use in sanitary areas and the food industry and wherever long application times are necessary.	<input type="checkbox"/>
MIXERS AND INJECTORS				
Cleaning agent injector				
Stainless steel injector kit for HD 6/15C	88	6.645-758.0	Ideal for the HD 6/15 C high-pressure cleaner, the stainless steel injector ensures precise cleaning agent and foam dosage. With suction hose and vacuum filter.	<input type="checkbox"/>
Cleaning agent injector for high and low pressure (without nozzles)	89	4.637-032.0	Detergent injector for independent high and low pressure dosage. Maximum dosage about 15%.	<input type="checkbox"/>
Cleaning agent injector for high pressure (without nozzle)	90	4.637-033.0	Cleaning agent dosage at high pressure 3 - 5 %	<input type="checkbox"/>
Machine-specific nozzle kit with order no. 4.637-033.0				
Nozzle kit HD 500-700 l/h	91	4.769-005.0	For HD 500 - 700 l/h. Consists of nozzle insert + HP power nozzle + union	<input type="checkbox"/>
Nozzle insert with order no. 4.637-032.0				
Nozzle insert up to 1,100 l/h - high pressure	92	4.769-003.0	Nozzle insert for detergent injector 3.637-001 for high-pressure detergent application. For high-pressure cleaners with a water flow rate up to 1100 l/h.	<input type="checkbox"/>
Nozzle insert from 1,100 l/h - ND	93	4.769-006.0	For low pressure with machines above 1.100 l/h	<input type="checkbox"/>
QUICK CONNECT				
Quick coupling	94	2.115-000.0	For fast changes between different spray lances/accessories. Perfect for Kärcher spray unit, suitable for trigger gun/spray lance interface. With M 22 x 1.5 internal thread.	<input type="checkbox"/>
Male coupling	95	2.115-001.0	Hardened stainless steel male coupling for quick coupling 2.115-000. With M 22 x 1.5 external thread.	<input type="checkbox"/>
DRUM AND TANK CLEANING				
Add-on kit mud sucker	96	2.641-798.0	For connection to the high-pressure hose of Kärcher high-pressure cleaners: Powerful sludge suction cleaner for the retrofitting of high-pressure cleaners to dirt pumps.	<input type="checkbox"/>
OTHER HP ACCESSORIES				
Starting current limiter	97	2.637-495.0	Reduces starting current in single-phase supply and protects line fuse.	<input type="checkbox"/>
Jet gun	98	2.869-067.0	Short set-up time, easy transport, instant switch off - the jet gun is the affordable cleaning method for all kinds of small to medium-sized areas. Adjustable pressure/water volume.	<input type="checkbox"/>

Available accessories.

ACCESSORIES FOR HD 6/15 M 1.150-930.0



		Order no.	Description	
COUPLING PARTS				
Rotary coupling				
Rotary coupling	99	4.111-021.0	Reliably prevents twisting of HP hoses. Connection Easy!Lock. Handle protection	<input type="checkbox"/>
Connector				
Screw socket for surface cleaners and Servo Control controllers	100	4.111-022.0	For attaching high-pressure nozzles and accessory parts to the HD trigger gun (with nozzle screws) - 1 x M 22 x 1.5/1 x M 18 x 1.5.	<input type="checkbox"/>
Short spray unit	101	4.111-038.0	For attaching high-pressure nozzles and accessory parts to HP trigger gun (with nozzle screws). Not compatible with triple nozzles.	<input type="checkbox"/>
Y distributor	102	4.111-024.0	Offers the option to connect two spray units to the machine. Installation on the high pressure outlet.	<input type="checkbox"/>
EASY!Lock adapter				
Adapter 1 M22AG-TR22AG	103	4.111-029.0	Adapter 1 to connect the old hose with the new hose	<input type="checkbox"/>
Adapter 2 M22IG-TR22AG	104	4.111-030.0	Adapter 2 to connect the old device with the new hose and the old gun with the new hose	<input type="checkbox"/>
Adapter 3 M22IG-TR22AG	105	4.111-031.0	Adapter 3 to connect the old gun with the new spray lance and new servo regulator	<input type="checkbox"/>
Adapter 4 TR22IG-D11	106	4.111-032.0	Adapter 4 to connect the new gun with the old swivel hose	<input type="checkbox"/>
Adapter 5 TR22IG-M22AG	107	4.111-033.0	Adapter 5 to connect the new gun with the old spray lance and new servo regulator with the old spray lance	<input type="checkbox"/>
Adapter 6 TR22IG-M22AG	108	4.111-034.0	Adapter 6 to connect the new device with the old hose and the old hose with the new gun	<input type="checkbox"/>
Adapter 7 M18IG-TR20AG	109	4.111-035.0	Adapter 7 to connect the old spray lance with the new nozzle	<input type="checkbox"/>
Adapter 8 TR20IG-M18AG	110	4.111-036.0	Adapter 8 to connect the new spray lance with the old nozzle	<input type="checkbox"/>
Adapter hose extension 9 TR	111	4.111-037.0	Adapter 9 to connect the new hose with the new hose	<input type="checkbox"/>
Adapter 12 rotary coupling EASY!Lock 22 IG - M22 x 1.8 AG	112	4.111-046.0	Rotatable adapter for connecting EASY!Force high-pressure gun and high-pressure hoses with M 22x1.5 connection	<input type="checkbox"/>

Available accessories.

ACCESSORIES FOR HD 6/15 M

1.150-930.0





		Order no.	Description	
HOSE REELS				
Manual hose reel attachment kit				
Hose reel attachment kit for HD middle class, 15 m	113	2.110-024.0		<input type="checkbox"/>
Automatic, self-winding hose reels for wall mounting				
Automatic plastic hose reel incl. high-pressure hose, 15 m	114	2.639-257.0	Spring-mounted and ready-to-use automatic hose reel for wall mounting. Simplifies handling of the high-pressure hose, shortens set-up times and increases occupational safety.	<input type="checkbox"/>
Automatic hose reel, powder-coated steel / plastic, 20 m	115	6.392-074.0	Automatic hose reel for 20 m high-pressure hose. The console is made from powder-coated steel, the drum is made from plastic.	<input type="checkbox"/>
Automatic stainless steel / synthetic material hose drum, 20 m	116	6.392-083.0	Automatic hose reel for 20 m high-pressure hose. The console consists of stainless steel, the drum is made from plastic.	<input type="checkbox"/>
Automatic hose reel, coated, 20 m	117	6.392-106.0	Automatic hose reel of durable plastic. Painted steel bracket. Suitable for 20 m high-pressure hose.	<input type="checkbox"/>
Hose reel, automatic, basalt grey-coated, 20 m	118	6.392-105.0	Automatic hose reels provide the highest level of safety and convenience for winding and unwinding HP hoses. For example: order no. 6.110-011.0 (ID 8, 20 m, 315 bar) or order no. 6.110-028.0 (ID 8, 20 m, 400 bar Longlife).	<input type="checkbox"/>
Automatic hose reel, stainless steel, includes swivel holder, 20 m	119	6.392-076.0	Automatic stainless steel hose reel. With swivel holder. Suitable for 20 m high-pressure hose.	<input type="checkbox"/>
Automatic stainless steel hose reel, 40 m	120	6.392-442.0	Automatic hose reels provide the highest level of safety and convenience for winding and unwinding HP hoses. Compatible high-pressure hose, e.g. order no. 6.110-076.0 (ID 8, 40 m, 400 bar, 1x hose reel connection attachment kit).	<input type="checkbox"/>
Powder-coated swivel holder	121	2.639-931.0	Swivel holder for automatic hose reel wall mounting. For maximum action radius and flexibility of high-pressure hose. Rotatable 120°. Galvanised steel.	<input type="checkbox"/>
Stainless steel swivel holder	122	2.641-867.0	Swivelling wall bracket made of high-grade steel (for 2.641-866). This makes maximum flexibility and convenience possible when working with the HP hose.	<input type="checkbox"/>
FACADE AND SOLAR PANEL CLEANING				
Brushes				
Drive for roller brush 500	123	4.762-584.0	Hydraulic drive for rotating roller brushes. For cleaning façades or solar power installations with our professional high-pressure cleaners. Installation on spray lance or telescopic lance.	<input type="checkbox"/>
Splash guard for roller brush 500	124	4.762-621.0	Splash guard with velcro fastening for rotating roller brush. Clear view of the brush thanks to transparent film, with protection against splashes at the same time.	<input type="checkbox"/>
Roller brush 500 soft	125	4.762-623.0	Soft brush attachment for use with hydraulic drive (4.762-584.0). Ideal for glass and solar power installation cleaning. Easy quick-change system and secure mounting on drive.	<input type="checkbox"/>
Roller brush 500 medium	126	4.762-624.0	Medium-hard brush attachment for use with hydraulic drive (4.762-584.0). Suitable for sensitive façades, foils and fabrics. Easy and safe quick-change system.	<input type="checkbox"/>

Available accessories.

ACCESSORIES FOR HD 6/15 M

1.150-930.0



		Order no.	Description	
FACADE AND SOLAR PANEL CLEANING				
Brushes				
Roller brush 500 hard	127	4.762-625.0	Hard brush attachment for use with hydraulic drive (4.762-584.0). For rough façades, stone and wooden patios. Safe and easy quick-change system.	<input type="checkbox"/>
Brush hard	128	6.960-133.0	Brush with hard bristles for cleaning industry façades and floor coverings and removing coarse dirt. Simple installation on telescopic lances or high-pressure lances from Kärcher.	<input type="checkbox"/>
Brush medium	129	6.960-134.0	Optimally cleans façades, roller shutters and textile fabrics: the brush with medium-hard bristles for fast and simple attachment to telescopic lances or high-pressure lances from Kärcher.	<input type="checkbox"/>
Brush soft	130	6.960-135.0	For simple installation on telescopic lances or high-pressure lances from Kärcher: brush with soft bristles for deep cleaning of sensitive surfaces such as glass or solar systems.	<input type="checkbox"/>
Telescopic lances				
TL low pressure adapter	131	4.580-097.0	TL low-pressure adapter comprising ball valve for tool-free installation on telescopic lances. Ideal for applications with rotating high-pressure brushes.	<input type="checkbox"/>
Telescopic lance TL 7 F	132	4.762-609.0	Telescopic lance TL 7 F with up to 7 m reach made from robust and lightweight glass fibre. With practical quick-release fasteners for simple retraction and extension.	<input type="checkbox"/>
Telescopic lance TL 7 H	133	4.762-610.0	Multifunctional hybrid telescopic lance TL 7 H made of rigid and lightweight carbon-glass fibre mix. Telescopic thanks to quick-release fastenings. Up to 7 m reach.	<input type="checkbox"/>
Telescopic lance TL 10 H	134	4.762-611.0	Up to 10 m reach: hybrid telescopic lance TL 10 H. Comprising carbon-glass fibre mix and suitable for multifunctional use. Simple retraction and extension thanks to quick-release fasteners.	<input type="checkbox"/>
Telescopic lance TL 10 C	135	4.762-612.0	Carbon fibre telescopic lance TL 10 C. With up to 10 m reach and practical quick-release fasteners. Multifunctional use for cleaning façades, windows or solar panels.	<input type="checkbox"/>
Telescopic lance TL 14 C	136	4.762-613.0	Maximum rigidity with minimum weight: telescopic lance TL 14 C made from carbon fibre. Enormous reach of 14 m, multifunctional use and easy to use thanks to quick-release fasteners.	<input type="checkbox"/>
TL high pressure adapter	137	4.775-154.0	TL high-pressure adapter, flexible high-pressure gun for high-pressure cleaning with telescopic lances. Ergonomic, easy to install, suitable for right- and left-handed individuals.	<input type="checkbox"/>
Water softening				
WS 50	138	6.368-463.0	The mobile WS 50 water softening unit prevents lime residue on clean surfaces. A special ion-exchange resin removes the dissolved limescale from the water.	<input type="checkbox"/>
WS 100	139	6.368-464.0	The mobile WS 100 water softening unit prevents lime residue on clean surfaces. A special ion-exchange resin removes the dissolved limescale from the water.	<input type="checkbox"/>
WS Regenerator	140	6.368-465.0	With the WS Regenerator regeneration system, the softening cartridges of the water softening units WS 50 and WS 100 can be backflushed and regenerated at the push of a button.	<input type="checkbox"/>

Available accessories.

ACCESSORIES FOR HD 6/15 M

1.150-930.0



	Order no.	Description	
FACADE AND SOLAR PANEL CLEANING			
Hoses			
iSolar HP hose 7	141	6.392-978.0	High-quality, flexible HP hose (with rubber covering) for the iSolar TL 7. The outer layer has especially good sliding properties when extending and retracting the telescopic rod. <input type="checkbox"/>
iSolar HP hose 10	142	6.392-977.0	High-quality, flexible HP hose (with rubber covering) for the iSolar TL 10. The outer layer has especially good sliding properties when extending and retracting the telescopic rod. <input type="checkbox"/>
iSolar HP hose 14	143	6.392-976.0	High-quality, flexible HP hose (with rubber covering) for the iSolar TL 14. The outer layer has especially good sliding properties when extending and retracting the telescopic rod. <input type="checkbox"/>
Attachment kits and adapters			
iSolar fall protection	144	6.988-152.0	Certified personal security system for rooftop work. Contents: Travelling fall arrestor with shock absorber and 15 m kernmantle rope, harness, anchoring sling and sheet steel case. <input type="checkbox"/>
WET BLASTING ATTACHMENT			
Wet blasting attachment (without nozzle)			
Wet blasting attachment with flow control (without nozzles)	145	4.115-000.0	Paint, rust and scale removal made easy: Kärcher wet blasting attachment with flow control for adding blasting abrasive to the high-pressure jet. <input type="checkbox"/>
Wet blasting attachment without flow control (nozzles not included)	146	4.115-006.0	Addition of spray agent to the high pressure jet. For paint stripping, rust removal and descaling. Assembly on spray lance instead of high-pressure nozzle. Without water flow regulation <input type="checkbox"/>
Nozzle kits for wet jet unit			
Nozzle kit for wet jet unit 035	147	2.112-021.0	Nozzle kit with wet blasting nozzle and nozzle insert (type specific). For optimal Kärcher wet blasting attachment performance. Only in combination with wet blasting attachment 4.115-000.0 4.115-006.0. <input type="checkbox"/>
Boron carbide nozzle			
Boron carbide nozzle, for machines up to 1,000 l/h	148	6.415-084.0	In addition to nozzle packs. Very wear-resistant nozzle with boron carbide chuck for continuous-duty operation. <input type="checkbox"/>
WATER CONNECTION			
Geka coupling			
Geka connector with hose barb, R 1/2"	149	6.388-461.0	with hose liner <input type="checkbox"/>
Geka connector with hose barb, R 3/4"	150	6.388-455.0	<input type="checkbox"/>
Geka connector with hose barb, R 1"	151	6.388-465.0	with hose barb <input type="checkbox"/>
Geka connector with inner thread, R 3/4"	152	6.388-473.0	with female thread <input type="checkbox"/>
Suction filter			
Water suction filter	153	6.414-956.0	Suitable for ponds, storage tanks or similar, polyamide filter casing, stainless steel strainer, 800 µm mesh, R 3/4" and R 1" connection, without non-return valve <input type="checkbox"/>
Suction filter with check valve	154	4.730-012.0	Brass suction filter suitable for ponds, storage tanks, etc. With check valve. <input type="checkbox"/>

Available accessories.

ACCESSORIES FOR HD 6/15 M 1.150-930.0



156



157



158



159



160



161-162

		Order no.	Description	
WATER CONNECTION				
Water fine filter				
Universal water fine filter, 25 µm	155	2.637-020.0	Water fine filter, mesh size 25 µm, max. temperature 50 °C. Protects the machine from small dirt particles in the water. Water volume up to 1200 l/h. 3/4" connection, with 1" adapter.	<input type="checkbox"/>
Water fine filter, 100 µm, R 3/4"	156	2.637-691.0	Fine-mesh water filter, 100 µm, max. temperature 60°C. Protects the high-pressure cleaner from dirt particles contained in the water. Transparent filter cup. Water flow rate up to 1200 l/h. Connector 3/4".	<input type="checkbox"/>
Water fine filter, with adapter	157	4.730-102.0	Fine-mesh water filter, 125 µm, max. temperature 50°C. Protects the high-pressure cleaner from dirt particles contained in the water. Water flow rate up to 1200 l/h. Connection 3/4", with adapter, 1".	<input type="checkbox"/>
Backflow check valve				
Backflow preventer	158	2.641-374.0	To prevent detergent getting into the drinking water cycle in case of inlet at low-pressure. - hot water resistant up to 80 °C - tested according to IEC 60335-2-79 - integrated leakage protection	<input type="checkbox"/>
WASHING BRUSHES				
Push-on washing brush				
Push-on wash brush	159	4.113-001.0	For universal use for surface cleaning. Mounted using clamp directly at the spray lance. TR thread connection	<input type="checkbox"/>
Rotating washing brush				
Rotating wash brush for < 800 l/h machines, nylon bristles	160	4.113-004.0	The rotating wash brush gently removes fine dust and traffic film from all surfaces. Temperature resistant up to 60°C. (M 18 × 1.5, replaceable brush insert).	<input type="checkbox"/>
Rotating wash brush for < 800 l/h machines, natural bristles	161	4.113-003.0	Driven by water stream. Gently removes fine dust and traffic film from any surface. Temperature resistant up to 60°C, M 18 × 1.5 (replaceable brush insert).	<input type="checkbox"/>
Rotating wash brush for > 800 l/h machines, natural bristles	162	4.113-005.0		<input type="checkbox"/>

Available accessories.