

FEATURES

- 6 years of standby design float standby use
- The battery can be stored for more than 6 months at 25°C
- A.B.S. UL94 -HB container material that is fire resistance
- Nominal voltage of 12V

RS PRO Lead Acid Battery - 12V, 9Ah

RS Stock No.: 174-8858



RS Professionally Approved Products bring to you professional quality parts across all product categories. Our product range has been tested by engineers and provides a comparable quality to the leading brands without paying a premium price.

Product Description

These RS PRO lead-acid batteries are suitable for standby and floating load applications. These rechargeable batteries have a long service life.

General Specifications

Technology	AGM
Designed for Cyclic Application	No
Container Material	A.B.S. (UL94 -HB)
Application	Standby & float applications

Electrical Specifications

Capacity	9Ah
Nominal Voltage	12V
Terminal Type	T1
Cells Per Unit	6V
Voltage Per Unit	12V
Max. Discharge Current	129A (5 sec)
Max. Charging Current Limit	2.7A
Float charging Voltage	13.5VDC to 13.8VDC/unit Average at 25°C
Internal Resistance	19mOhm
Equalization and Cycle Service	14.4VDC to 15.0VDC/unit Average at 25°C
Self-Discharge	The batteries can be stored for more than 6 months at 25°C. Self-discharge ratio less than 3% per month at 25°C. Please charge batteries before using.

Mechanical Specifications

Dimensions	151mm x 65mm x 93.5mm
Height	151mm
Length	65mm
Width	93.5mm
Weight	2.5kg

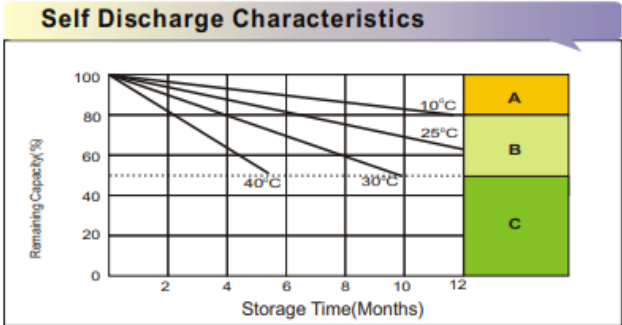
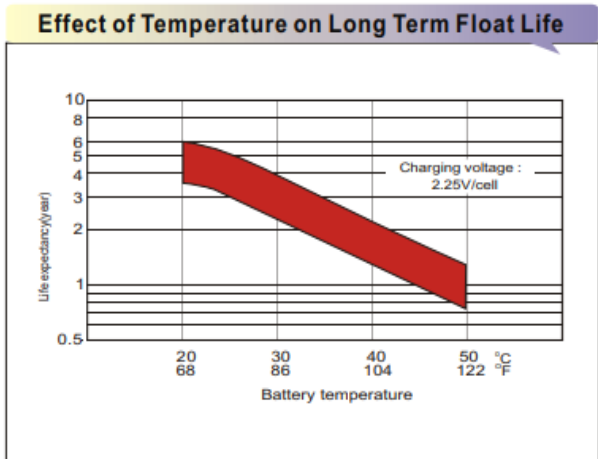
Operation Environment Specifications

Operating Temperature Range	Charge: -15°C to 50°C Discharge: -0°C to 40°C Storage: -15°C to +40°C
Nominal Operating Temperature Range	25± 3°C (77 ±5°F)

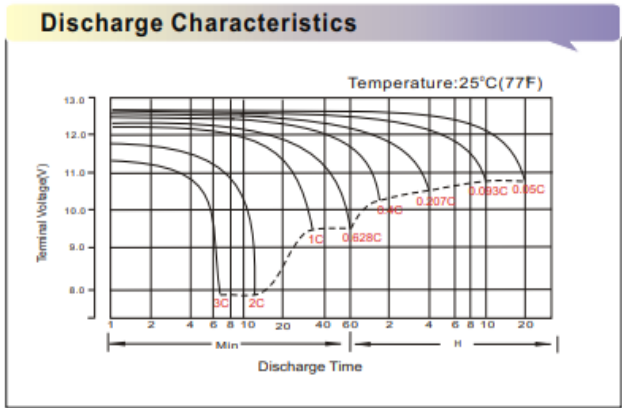
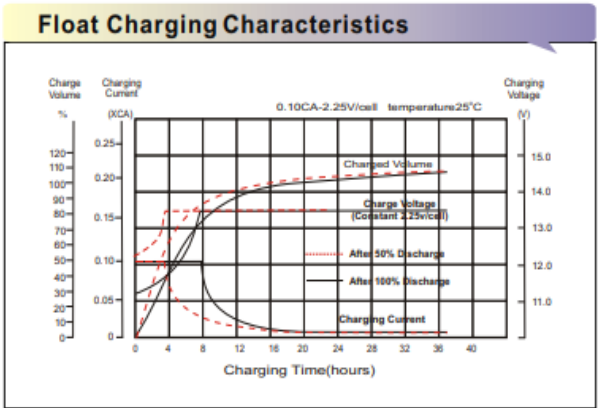
Approvals

Compliance/Certifications	UL94-HB
----------------------------------	---------





- A** No supplementary charge required (Carry out supplementary charge before use if 100% capacity is required.)
 Supplementary charge required before use. Optional charging way as below:
 1. Charged for above 3 days at limited current 0.25CA and constant voltage 2.25V/cell.
- B** 2. Charged for above 20 hours at limited current 0.25CA and constant voltage 2.45V/cell.
 3. Charged for 8-10 hours at limited current 0.05CA.
- C** Avoid this storage period unless regular Top charge. Supplementary charge may often fail to recover the full capacity



Available Capacity Subject to Temperature

Battery Type		-20°C	-10°C	0°C	5°C	10°C	20°C	25°C	30°C	40°C	45°C
AGM Battery	6V&12V	46%	66%	86%	89%	93%	98%	100%	102%	103%	105%

Discharge Current VS. Discharge Voltage

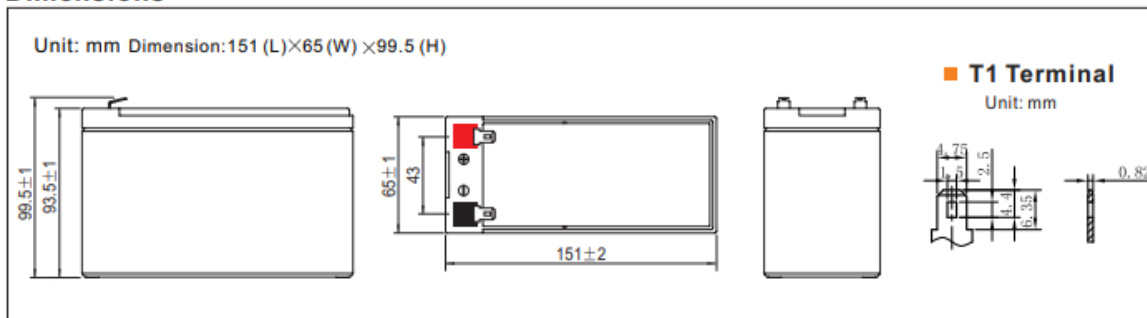
Final Discharge Voltage V/cell	1.80V	1.75V	1.60V
Discharge Current (A)	(A) ≤ 0.2C	0.2C < (A) < 1.0C	(A) ≥ 1.0C

Charge the batteries at least once every six months, if they are stored at 25°C.

Charging Method:

Constant Voltage	-0.2Cx2h+2.4~2.45V/Cellx24h, Max. Current 0.3CA
Constant Current	0.1C until the voltage reaching 14.4V, then 0.1Cx4h

Dimensions



Constant Current Discharge Characteristics : A (25°C)

F.V/Time	5min	10min	15min	20min	30min	45min	1h	2h	3h	4h	5h	6h	8h	10h	20h
1.85V/cell	30.5	21.3	15.9	13.0	10.0	7.16	5.59	3.09	2.17	1.70	1.42	1.24	0.969	0.803	0.441
1.80V/cell	33.9	22.9	16.9	13.7	10.4	7.34	5.74	3.15	2.21	1.74	1.45	1.27	0.989	0.822	0.445
1.75V/cell	37.5	24.5	17.8	14.3	10.7	7.53	5.86	3.20	2.25	1.78	1.49	1.29	1.02	0.834	0.450
1.70V/cell	41.2	26.0	18.4	14.8	11.0	7.68	5.95	3.26	2.29	1.81	1.52	1.32	1.04	0.849	0.458
1.65V/cell	43.4	27.1	19.2	15.4	11.2	7.86	6.06	3.31	2.33	1.85	1.55	1.35	1.05	0.864	0.464
1.60V/cell	46.5	28.2	20.0	16.1	11.6	7.99	6.17	3.36	2.37	1.89	1.58	1.37	1.07	0.877	0.467

Constant Power Discharge Characteristics : W (25°C)

F.V/Time	5min	10min	15min	20min	30min	45min	1h	2h	3h	4h	5h	6h	8h	10h	20h
1.85V/cell	56.9	39.9	29.9	24.4	19.0	13.7	10.8	5.98	4.22	3.32	2.80	2.42	1.91	1.59	0.873
1.80V/cell	61.3	42.1	31.3	25.7	19.6	13.9	11.0	6.06	4.27	3.38	2.84	2.47	1.96	1.62	0.880
1.75V/cell	67.1	44.5	32.6	26.6	20.0	14.2	11.2	6.15	4.34	3.45	2.90	2.51	1.99	1.64	0.888
1.70V/cell	72.8	46.6	33.3	27.4	20.5	14.4	11.4	6.25	4.42	3.51	2.95	2.56	2.03	1.67	0.903
1.65V/cell	75.6	47.8	34.4	28.2	20.8	14.7	11.5	6.33	4.49	3.55	3.01	2.61	2.06	1.70	0.915
1.60V/cell	79.4	49.1	35.2	28.9	21.1	14.8	11.6	6.39	4.54	3.62	3.06	2.66	2.09	1.72	0.919