


Datasheet

IEC Thermocouple Extension Cable – PFA Insulated Flat Pair

Available in Thermocouple Types K, J, T & N



(Type 'K' shown – see below for other thermocouple types and corresponding colour codes)

- PFA Teflon® insulated flat pair
- Single pair of PFA insulated conductors, laid flat with PFA jacket
- Good mechanical strength and flexibility, resistant to oils, acids and other adverse fluids
- Thermocouple types K, J, T & N with 7/0.2mm stranded conductors
- 1/0.3mm solid conductor option available for type K
- 10, 25, 50 & 100 metre reel lengths
- Tolerance Class 1 for optimum accuracy
- Insulation rating -75°C to 260°C
- Colour code (cores & jacket) to IEC-584-3

T/C Type	Conductors	mm ²	Cores	Jacket	Reel Length	Allied Code	RS order code
KX	1/0.3mm	0.072	+Green/-White	Green	10 metres	70657118	827-5729
KX	1/0.3mm	0.072	+Green/-White	Green	25 metres	70646169	611-8012
KX	1/0.3mm	0.072	+Green/-White	Green	50 metres	70657116	827-5722
KX	1/0.3mm	0.072	+Green/-White	Green	100 metres	70657117	827-5726
KX	7/0.2mm	0.219	+Green/-White	Green	10 metres	70657115	827-5716
KX	7/0.2mm	0.219	+Green/-White	Green	25 metres	70646166	611-7980
KX	7/0.2mm	0.219	+Green/-White	Green	50 metres	70646168	611-8006
KX	7/0.2mm	0.219	+Green/-White	Green	100 metres	70657113	827-5710
JX	7/0.2mm	0.219	+Black/-White	Black	10 metres	70657119	827-5732
JX	7/0.2mm	0.219	+Black/-White	Black	25 metres	70646171	611-8034
JX	7/0.2mm	0.219	+Black/-White	Black	50 metres		611-8056
JX	7/0.2mm	0.219	+Black/-White	Black	100 metres	70657122	827-5741
TX	7/0.2mm	0.219	+Brown/-White	Brown	10 metres	70657120	827-5735
TX	7/0.2mm	0.219	+Brown/-White	Brown	25 metres	70646173	611-8028
TX	7/0.2mm	0.219	+Brown/-White	Brown	50 metres	70646172	611-8040
TX	7/0.2mm	0.219	+Brown/-White	Brown	100 metres	70657121	827-5738
NX	7/0.2mm	0.219	+Pink/-White	Pink	10 metres	70657123	827-5744
NX	7/0.2mm	0.219	+Pink/-White	Pink	25 metres	70646174	611-8062
NX	7/0.2mm	0.219	+Pink/-White	Pink	50 metres	70657124	827-5748

Overall sheath Dimensions (approx.)


1/0.3mm	1.0mm x 1.6mm
7/0.2mm	1.5mm x 2.4mm

Loop resistance (ohms per combined metre)

Type K @ 14.1 Ohms/mtr
Type K @ 4.5 Ohms/mtr
Type J @ 2.7 Ohms/mtr
Type T @ 2.3 Ohms/mtr
Type N @ 6.2 Ohms/mtr

Making your own thermocouples?

L60 Thermocouple & Fine Wire Welder



The Thermocouple Welder is a compact, simple-to-use instrument designed for thermocouple and fine wire welding

It is primarily designed for use by sensor manufacturers to produce commercial grade thermocouple junctions; it is ideal for producing large numbers of exposed junction thermocouples for test and development laboratories. The L60 Thermocouple Welder is ideally suited to transducer and RTD extension lead attachment

Use of the Thermocouple Welder does not require special skills and most operatives will be capable of producing quality work with little practice. The instrument is supplied with a full range of user accessories including a footswitch

Suitable for use with wires of up to 1.1mm diameter an argon gas shield facility is included but a satisfactory thermocouple junction is produced without the need for argon. The output energy of the L60 Thermocouple Welder can be varied up to 60 Joules

- Simple to use Thermocouple Welder
- Designed for the production of commercial grade thermocouple junctions
- Also suitable for other fine wire work
- Front panel or footswitch operation
- Argon gas shield facility

Supplied complete with the following accessories:

- Wire Holding Pliers & Lead
- Safety Glasses
- Magnifying Eyeglass
- Carbon Electrodes
- Spare 2A Fuse
- Argon Hose
- Mains Lead
- Footswitch for greater ease of use



Carbon Electrode

ORDERING INFORMATION

MODEL

FINE WIRE WELDER

Spare Carbon Electrodes (x5) for 1.1mm 250V Fine Wire Welder

Allied Code

70825788

70656473

RS ORDER NUMBER

363-0351

814-0184

RS067/0816

SPECIFICATIONS

General

Energy Output 0-60 Joules
Welding Capacity Wires up to 1.1mm diameter
Duty Cycle Minimum 5-10 welds/min

MECHANICAL

Physical Dimensions 220mm Wide x 120mm High x 250mm Depth
Weight 4kg

ELECTRICAL

Power Supply 110-120 Vac or 220-250 Vac, 50-60Hz
Power Consumption Max 170VA dropping to 20VA during charging

MAINTENANCE

Apart from keeping the electrode in good order, no other maintenance is required

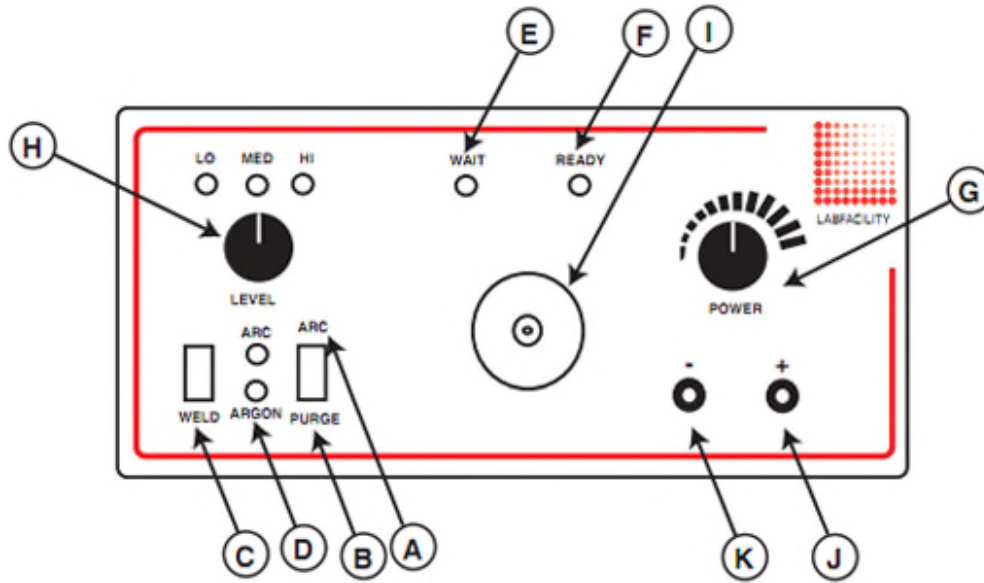
(Front View)



(Rear View)



Thermocouple Welder Controls



- A Arc Argon gas and weld current controlled by the "Weld" switch. LED indication
- B Purge Allows the gas line and electrode shield to be purged of air prior to a new welding period
- C Weld Switch Initiates a welding operation (in "arc" mode also opens the Argon valve)
- D Argon LED Indicates when the Argon control valve is open and gas is flowing
- E Wait LED Glows when weld charge is building
- F Ready LED "Ready to Weld" indication
- G Power Rotary control of the capacitor charge voltage
- H Level Selector Selects the total capacitance available giving the following values with LED indication
 - "LO" = 0 to 6 Joules
 - "MED" = 0 to 28 Joules
 - "HI" = 0 to 64 Joules

- I Electrode Holder Holds the replaceable carbon electrode which is accessible by removing the outer Argon Shield
- J Red Socket Output socket for using the pliers supplied
- K Black Socket Output socket, this provides an additional earth