

## Main

|                           |                          |
|---------------------------|--------------------------|
| Range of product          | Easy Harmony XA2         |
| Product or component type | Complete selector switch |
| Device short name         | XA2                      |
| Bezel material            | Plastic                  |
| Mounting diameter         | 22.5 mm                  |

## Complementary

|  |  |
|--|--|
| Sale per indivisible quantity                            | 1  |
| Fixing center  | $\geq 30 \times 40$ mm (panel) - thickness: 1...5 mm   |
| Fixing mode  | Fixing nut: 2...2.4 N.m  |
| Shape of signaling unit head                             | Round  |
| Type of operator   | Stay put   |
| Operator profile   | Black standard handle  |
| Operator position information                            | 2 positions  |
| Contacts type and composition                            | 1 NO   |
| Contact operation  | Slow-break   |
| Mechanical durability                                    | 300000 cycles  |
| Connections - terminals                                  | , clamping capacity: $\leq 2 \times 1.5$ mm <sup>2</sup><br>, clamping capacity: $\leq 1 \times 2.5$ mm <sup>2</sup><br>, clamping capacity: $\geq 1 \times 0.5$ mm <sup>2</sup><br>Faston terminals, connection size: 6.3 mm    |
| Tightening torque  | 0.8 N.m  |
| Short-circuit protection                                 | 10 A fuse type gL conforming to IEC 60269-1  |
| [I <sub>th</sub> ] conventional free air thermal current | 10 A (screw-clamp terminals)   |
| [U <sub>i</sub> ] rated insulation voltage               | 600 V conforming to EN 60947-1   |
| [U <sub>imp</sub> ] rated impulse withstand voltage      | 6 kV conforming to EN 60947-1  |
| [I <sub>e</sub> ] rated operational current              | 3 A at 240 V, AC-15, A600<br>0.27 A at 250 V, DC-13, Q600  |
| Electrical durability                                    | 500000 Cycles, AC-15, 3 A at 230 V, operating rate $<60$ cyc/mn, load factor: 0.5 conforming to IEC 60947-5-4<br>500000 cycles, DC-13, 0.2 A at 110 V, operating rate $<60$ cyc/mn, load factor: 0.5 conforming to IEC 60947-5-4 |
| Electrical reliability                                   | $\Lambda < 10\text{exp}(-8)$ at 24 V   |
| Width  | 30 mm  |
| Height   | 42 mm  |
| Depth  | 68.2 mm  |
| Product weight   | 0.04 kg  |

## Environment

|                                       |  |
|---------------------------------------|--|
| Protective treatment                  | TC   |
| Ambient air temperature for storage   | -40...70 °C  |
| Ambient air temperature for operation | -25...55 °C  |
| Overvoltage category                  | Class I conforming to IEC 536  |
| IP degree of protection               | IP65 conforming to IEC 60529   |
| IK degree of protection               | IK06 conforming to IEC 60529   |
| Standards                             | GB 14048.1<br>IEC 60947-1<br>GB 14048.5<br>IEC 60947-5-1                               |
| Product certifications                | CCC<br>CE  |
| Vibration resistance                  | 10 gn (f= 40...500 Hz) conforming to IEC 60068-2-6                                     |
| Shock resistance                      | 120 gn (duration = 11 ms) for half sine wave acceleration conforming to IEC 60068-2-27 |

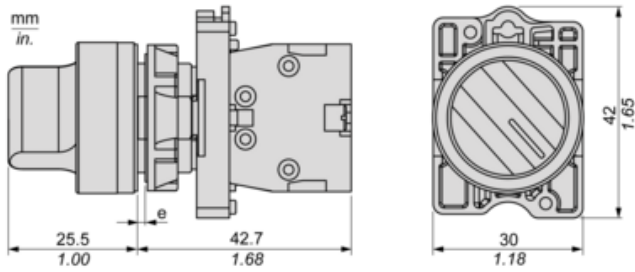
## Packing Units

|                              |           |
|------------------------------|-----------|
| Unit Type of Package 1       | PCE       |
| Number of Units in Package 1 | 1         |
| Package 1 Height             | 3.300 cm  |
| Package 1 Width              | 3.300 cm  |
| Package 1 Length             | 6.350 cm  |
| Package 1 Weight             | 40.000 g  |
| Unit Type of Package 2       | BB1       |
| Number of Units in Package 2 | 5         |
| Package 2 Height             | 7.800 cm  |
| Package 2 Width              | 18.500 cm |
| Package 2 Length             | 18.400 cm |
| Package 2 Weight             | 470.000 g |
| Unit Type of Package 3       | BB2       |
| Number of Units in Package 3 | 5         |
| Package 3 Height             | 7.800 cm  |
| Package 3 Width              | 18.500 cm |
| Package 3 Length             | 18.400 cm |
| Package 3 Weight             | 470.000 g |

## Offer Sustainability

|                            |   |
|----------------------------|---|
| Sustainable offer status   | Green Premium product   |
| REACH Regulation           | <a href="#">REACH Declaration</a>   |
| REACH free of SVHC         | Yes   |
| EU RoHS Directive          | Pro-active compliance (Product out of EU RoHS legal scope) <a href="#">EU RoHS Declaration</a>  |
| Mercury free               | Yes   |
| China RoHS Regulation      | <a href="#">China RoHS Declaration</a>  |
| RoHS exemption information | <a href="#">Yes</a>   |
| Environmental Disclosure   | <a href="#">Product Environmental Profile</a>   |
| Circularity Profile        | <a href="#">End Of Life Information</a>   |
| WEEE                       | The product must be disposed on European Union markets following specific waste collection and never end up in rubbish bins   |
| California proposition 65  | WARNING: This product can expose you to chemicals including: Lead and lead compounds, which is known to the State of California to cause cancer and birth defects or other reproductive harm. For more information go to <a href="http://www.P65Warnings.ca.gov">www.P65Warnings.ca.gov</a> |

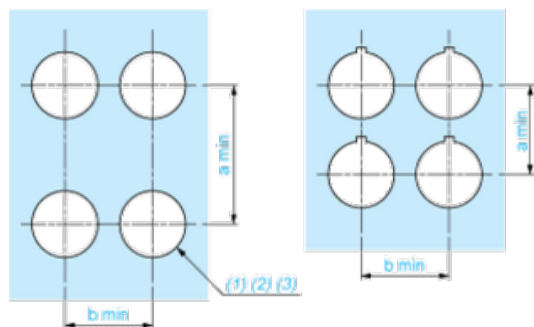
Dimensions



(e) Clamping thickness: 1 to 6 mm / 0.04 to 0.24 in.

Panel Cut-out for Pushbuttons, Switches and Pilot Lights (Finished Holes, Ready for Installation)

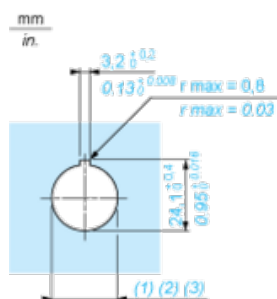
Connection by Screw Clamp Terminals



- (1) Diameter on finished panel or support
- (2) For selector switches and Emergency stop buttons, use of an anti-rotation plate type ZB5AZ902 is recommended.
- (3)  $\varnothing 22.5$  mm recommended ( $\varnothing 22.3_0^{+0.4}$ ) /  $\varnothing 0.89$  in. recommended ( $\varnothing 0.88$  in.  $^{+0.016}$ )

| Connections                        | a in mm | a in in. | b in mm | b in in. |
|------------------------------------|---------|----------|---------|----------|
| By screw clamp terminals connector | 40      | 1.57     | 30      | 1.18     |
| By Faston connectors               | 45      | 1.77     | 32      | 1.26     |

Detail of Lug Recess



- (1) Diameter on finished panel or support
- (2) For selector switches and Emergency stop buttons, use of an anti-rotation plate type ZB5AZ902 is recommended.
- (3)  $\varnothing 22.5$  mm recommended ( $\varnothing 22.3_0^{+0.4}$ ) /  $\varnothing 0.89$  in. recommended ( $\varnothing 0.88$  in.  $^{+0.016}$ )