

Datasheet

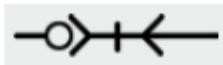
Brass Pneumatic Quick Connect Coupling, R 1/4 Male, Threaded

RS Stock number 667-1863

023 [Quick Release Pneumatic Couplings]



SUPER FLOW LINE



Interchangeability

RECTUS 23, FORSTER, CEJN 310,
US MIL SPECC 4109 1/4",
HANSEN 3000 PARKER PBF
1/4 TST 024 ATLAS COPCO QIC 08

Temperature Range

-20 C +100 C (-4 F +212 F)

Working Pressure

0 - 35 bar (0 - 500 PSI)

Flow Capacity

NW - 5 .5

Standard version

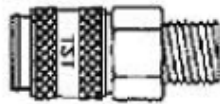
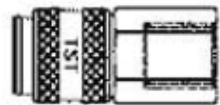

Nickel Plated
Buna (M)

Options

C - Chrome Plated
K- Chrome Plated
N - Nickel Plated
V - Viton Seal

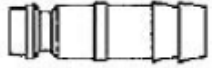
Material

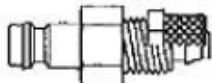
Coupler Body : Brass Nickel Plated
Back partl : Brass Nickel Plated
Sleeve : Steel Nickel Plated
Valve : Brass
Springs : Stainless Steel
Locking O-Ring : Stainless Steel
Balls : Stainless Steel AISI 420
Seals : Buna (M)
Plug : Steel Nickel Plated

Couplers and Plugs	Connection	Order No	SW	Lenght	Dia
 Male Thread Coupler	R 1/4"	023 EG 13	19	60	23
	R 3/8"	023 EG 17	19	60	23
	R 1/2"	023 EG 21	22	65	23
 Female Thread Coupler	G 1/4"	023 DG 13	19	55	23
	G 3/8"	023 DG 17	19	55	23
	G 1/2"	023 DG 21	24	57	23
 Standart Hose Barb Coupler	6 mm 1/4"	023 HG 06	19	71	23
	8 mm 5/16"	023 HG 08	19	71	23
	9 mm 5/14"	023 HG 09	19	71	23
	10 mm 3/8"	023 HG 10	19	71	23
	13 mm 1/2"	023 HG 13	19	71	23

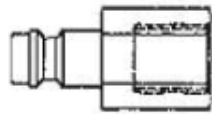
 Plastic Hose Coupler	6X8mm- M12X1	023 PG 06	19	60	23
	8X10mm- M16X1	023PG 08	19	60	23
	9X12mm- M16X1	023 PG 09	19	60	23

 Plastic Hose Coupler With Spring	6X8mm- M12X1	023 YG 06	19	143	23
	8X10mm- M16X1	023 YG 08	19	154	23
	9X12mm- M16X1	023 YG 09	19	163	23

 Standart Hose Barb Plug	6 mm 1/4"	023 HU 06		50	
	8 mm 5/16"	023 HU 08		50	
	9 mm 5/14"	023 HU 09		50	
	10 mm 3/8"	023 HU 10		50	
	13 mm 1/2"	023 HU 13		50	

 Plastic Hose Plug	6X8mm- M12X1	023 PU 06		39	
	8X10mm- M16X1	023 PU 08		39	
	9X12mm- M16X1	023 PU 09		39	

 Male Thread Plug	R 1/8"	023 RU 10	14	38	
	R 1/4"	023 RU 13	14	42	
	R 3/8"	023 RU 17	17	42	
	R 1/2"	023 RU 21	22	46	
	G 1/4"	023EU 17	14	39	

 Female Thread Plug	G 1/8"	023 DU 10	14	36	
	G 1/8"	023 DU 13	17	37	
	G 3/8"	023 DU 17	19	37	
	G 1/2"	023 DU 21	24	40	