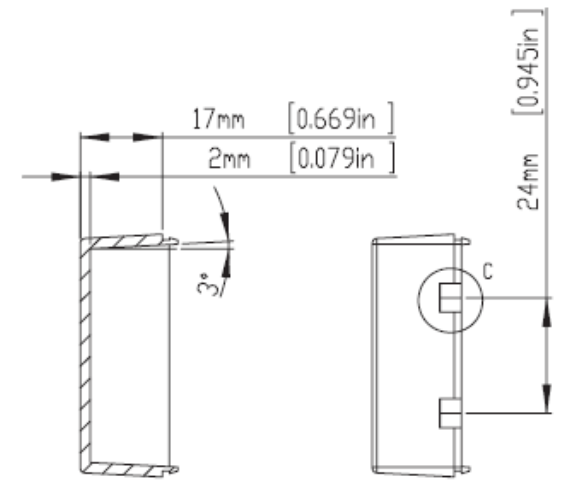
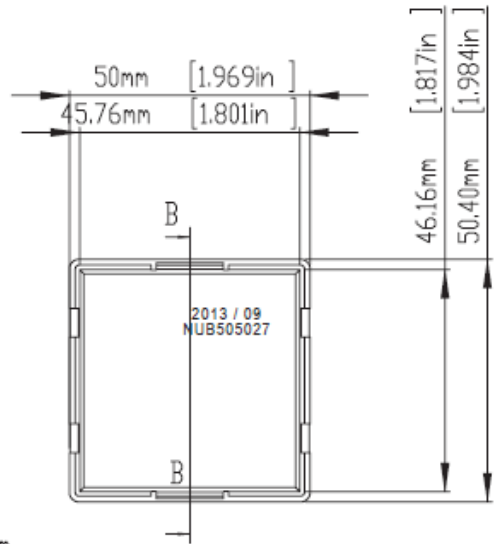
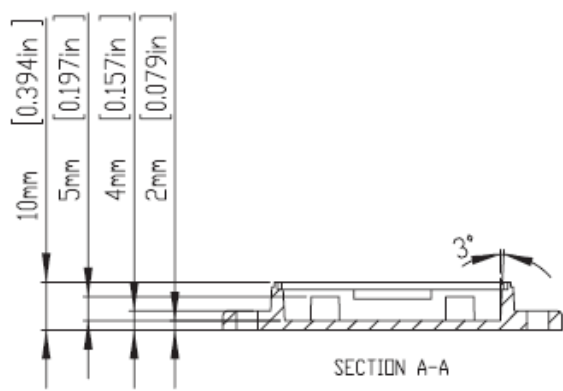


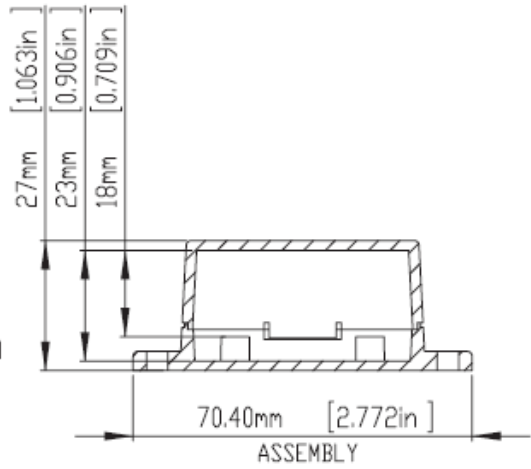
HOLE(S) ARE DESIGNED FOR M2.6X6mm SELF-TAPPING SCREWS USE.
 WALL MOUNTING HOLES(2) X DIA.4.5mm FOR PAN HEAD(M4) TAPPING SCREWS USE.



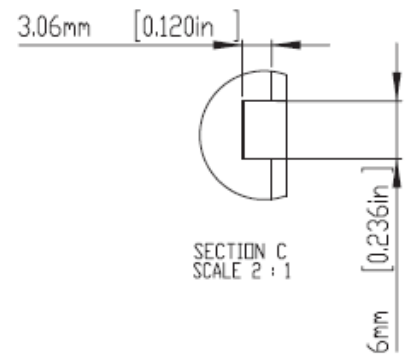
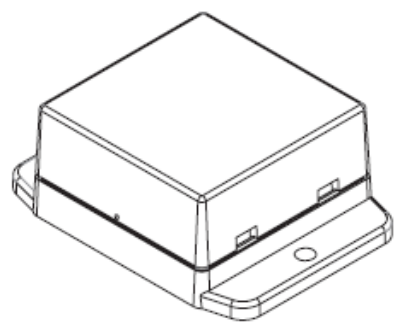
SECTION B-B



SECTION A-A



ASSEMBLY



SECTION C SCALE 2:1



According to ISO 2768-m		
Measuring DIM=L	Tolerances	
0.5<L<=3.0mm	±0.1mm	
3.0<L<=6.0 mm	±0.1mm	
6.0<L<=30.0 mm	±0.2mm	
30.0<L<=120.0 mm	±0.3mm	
120.0<L<=400.0 mm	±0.5mm	
400.0<L<=1000.0 mm	±0.8mm	