

System Components

With the simple and complete line of hydraulic hoses, couplers, fittings, manifolds, gauges and valves, JACKRAM has the accessories to complement your hydraulic system and ensure the operating efficiency, long life and safety of your hydraulic equipment.


HOSES

Heavy duty, maximum working pressure 700 bar and meet IJ-1000 specifications.






Hoses are black rubber coated with 2 layers of steel braided reinforcement ; I/D as 1/4".

Flexible hoses with spring guard at both ends to protect adaptors.

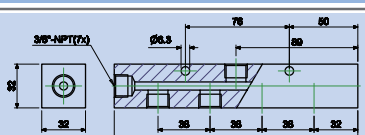
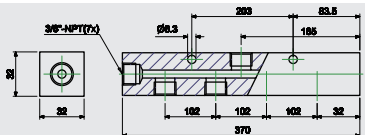
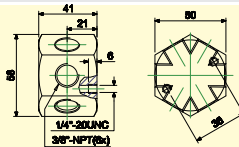
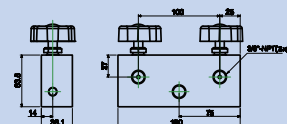
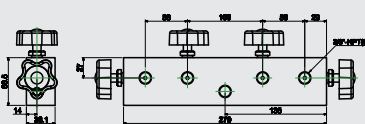
Special length on customer's requesting is available and welcome.

Description	Model No.	Dimensions (mm)
	HS225	END ONE: 1/4 NPT END TWO: 1/4 NPT LEINGHT: 5 Feet
	HS235	END ONE: 1/4 NPT END TWO: 3/8 NPT LEINGHT: 5 Feet
	HS226	END ONE: 1/4 NPT END TWO: 1/4 NPT LEINGHT: 6 Feet
	HS236	END ONE: 1/4 NPT END TWO: 3/8 NPT LEINGHT: 6 Feet
	HS335	END ONE: 3/8 NPT END TWO: 3/8 NPT LEINGHT: 5 Feet
	HS336	END ONE: 3/8 NPT END TWO: 3/8 NPT LEINGHT: 6 Feet

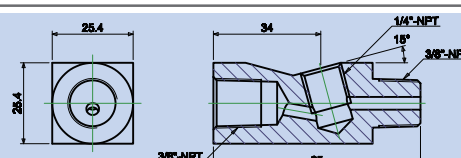
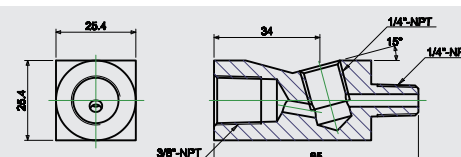
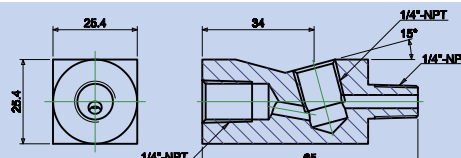
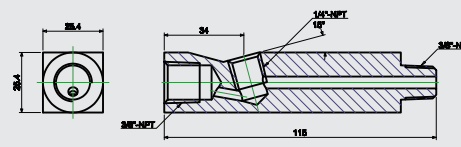
COUPLERS

Description	Model No.	Dimensions (mm)	Model No.
	CP210	NEEDLE RAM HALF: 1/4 NPT HOSE HALF: 1/4 NPT	CP211 CP212
	CP230	NEEDLE RAM HALF: 1/4 NPT HOSE HALF: 1/4 NPT	CP231 CP232
	CP330	NEEDLE RAM HALF: 3/8 NPT HOSE HALF: 3/8 NPT	CP331 CP332
	CP330B	BALL RAM HALF: 3/8 NPT HOSE HALF: 3/8 NPT	CP331B CP332B
	CP350	NEEDLE RAM HALF: 3/8 NPT HOSE HALF: 3/8 NPT	CP351 CP352

MANIFOLDS & FITTINGS

Description	Model No.	Dimensions (mm)
7 Female ports - 178 mm Long	JP64	
7 Female ports - 369 mm long Available directly mounting of control valves	JP65	
6-Port Hexagon Type	JP66	
Premounted Manifolds	VB201	
Available as split-flow valve to control two / four single-acting cylinders simultaneously.	VB401	

GAUGE ADAPTORS

Description	Model No.	Dimensions (mm)
65 mm Long, 3/8NPT - Both	E0567	
65 mm Long, 3/8NPT -Female ; 1/4NPT - Male	E1336	
65 mm Long, 1/4 NPT - Both	E1343	
115 mm Long, 3/8NPT - Both	E1745	

FITTINGS

Description	Model No.	Dimensions (mm)
Elbow	ADL101	
	ADL202	
	ADL303	
	ADC303	
	ADE303	
Tee	ADT101	
	ADT202	
	ADT303	
	ADG303	
Adaptor	ADF102	
	ADF203	

Description	Model No.	Dimensions (mm)
Adaptor	ADF302	
	ADF303	
	ADF304	
Connector	ADI202	
	ADI203	
	ADI303	
Reducing Connector	ADO2031	
	ADO203	
Hexagon Nipple	ADO101	
	ADO202	
	ADO204	

To be Continue

FITTINGS

Description	Model No.	Dimensions (mm)
Hexagon Nipple	ADO205	
	ADO303	

GAUGE

Description	Model No.	Dimensions (mm)
	M0039	Liquid filled dampens needle vibration. Calibrated to read in bar, psi. Dial - 2-1/2" ; Thread Size: 1/4NPT Meet DIN Standard Accuracy, % of full scale: ±1.6% Special Dial on Customer's requesting is available and welcome.

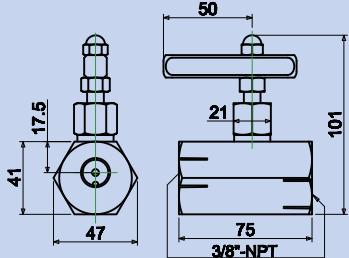
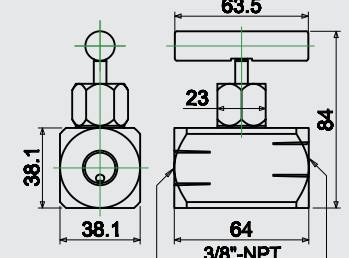
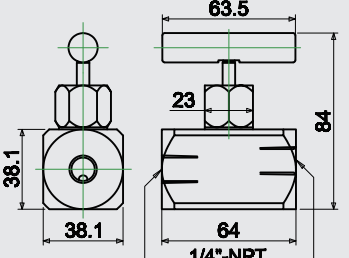
3-WAY Directional Control Valve

Description	Model No.	Dimensions (mm)
700 bar ; 17 l/min Manual, 2-position, Advance/Retract for single-acting cylinders	BP2	

4-WAY Directional Control Valve

Description	Model No.	Dimensions (mm)
for use with double-acting cylinder or two single-acting cylinders 700 bar ; 17 l/min Manual, Advance/Hold/Retract	BP421	
	BP422	
Manual, Advance/Hold/Retract ; Lock for Load Holding	BP423 *BP425	

Flow Control Valves

Description	Model No.	Dimensions (mm)
<p>Needle Valve To control cylinder speed, also can be used as shut-off valve for temporary holding, but for precise flow control; not recommended as shut-off valve</p>	VC331	
<p>Needle Valve To be used as shut-off valve for temporary holding. Same as VB66, but without auto overload relief design.</p>	VB101	
	VB102	
<p>Manually Operated Check Valve Used with single and double acting cylinders for load holding. Upon cylinder retracting, valve is manually opened to allow oil to flow back to tank, and with auto overload relief design.</p>	VB66	