



## Datasheet

ENGLISH

# RS Pro Process Ball Valve 2 1/2in

RS Stock No: 8125292



### Quality:

- 24h 100% seal test guaranteed
- Dual sealing system allows valve to be operated in either direction making installation easier
- No metal-to-metal moving parts
- No maintenance ever required
- Handle clearly shows ball position
- Silicone-free lubricant on all seals
- Chrome plated brass ball for longer life
- Handle stops on body to avoid stresses at stem

### Body:

- Hot forged sand blasted, nickel plated brass body and cap sealed with Loctite® or equivalent thread sealant
- Finest brass according to EN 12165 and EN 12164 (formerly DIN 17660 and UNI 5705-65) specifications

### Stem:

- Blowout-proof nickel plated brass stem
- Two FPM O-rings at the stem for maximum safety

### Seals:

- Pure PTFE self-lubricating seats with flexible-lip design

### PED Directives:

- Assessment according to Pressure Equipment Directive 97/23 CE module B+D by Pascal (1115)



### Threads:

- ISO 7/1, BS 21 BSPT Taper Female by Female threads

### Flow:

- Full port to DIN 3357 for maximum flow

### Handle:

- Geomet® carbon steel handle with thick PVC dip coating. Handle coating offers both thermal and electrical protection

### Working Pressure and Working Temperature:

- 40 Bar (600 PSI) up to 2", 30 Bar (450 PSI) over 2"
- non-shock cold working pressure
- -40°C (-40°F) / +170°C (+350°F)
- For use with dangerous fluids temperature rating is -20°C +60°C and pressure rating is 5 bar
- AS4617 Limitation for GAS: 2100 Kpa up to 2" and 1500 Kpa from 2. 1/2" to 4" rated working pressure and 0°C / +60°C temperature
- Warning: freezing of the fluid in the installation may severely damage the valve

### Options up to 2" size:

- Stem extension
- T-handle
- AISI 430 stainless steel handle
- Oval lockable handle up to 2", round over 2"
- Patented locking device for valves up to 4"
- Male by Female threads

### Upon Request:

- AISI 316 stainless steel ball
- Glass filled PTFE seals
- Custom Design



# Datasheet

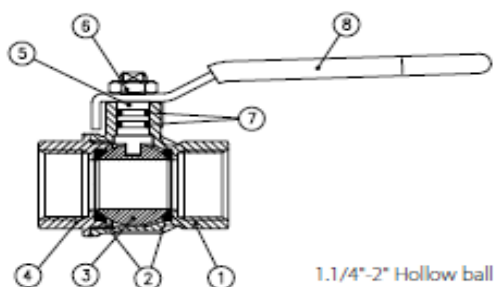
ENGLISH

## RS Pro process Ball Valve 3/8in

### Approved by or in compliance with:

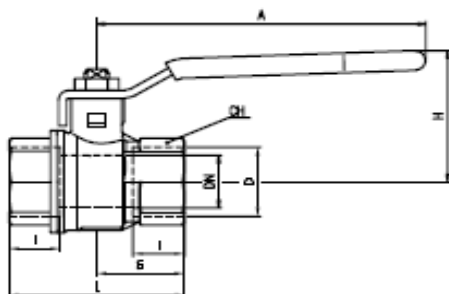
- The Australian Gas Association (Australia)
- Factory Mutual (United States)
- Water Regulations Advisory Scheme (United Kingdom)
- Suruhanjaya Tenaga (Malaysia)
- GOST-R (Russia)
- Hygiene and epidemic center in Moscow city (Russia)
- UkrSepro (Ukraine)
- BSI Group
- RoHS Compliant
- EAC - Declaration of conformity (Russia-Kazakhstan-Belarus)

NOTE: Approvals apply to specific configurations/sizes only.



1.1/4"-2" Hollow ball

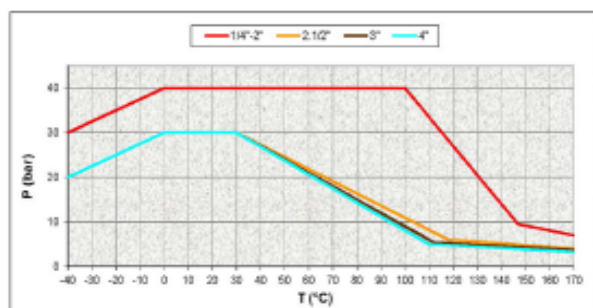
PART DESCRIPTION	Q.TY	MATERIAL
1	1	Nickel plated body CW617N
2	2	Seat PTFE
3	1	Chrome plated ball CW617N
4	1	Nickel plated end cap CW617N
5	1	Nickel plated stem O-ring design CW617N
6	1	Geomet® nut CB4FF
7	2	O-Ring FPM
8	1	Yellow PVC coated geomet® steel handle DD11



Code	S84B50	S84C50	S84D50	S84E50	S84F50	S84G50	S84H50	S84I50	S84L50	S84M50	S84N50
D (Inch)	1/4	3/8	1/2	3/4	1	1 1/4	1 1/2	2	2 1/2	3	4
DN (mm)	8	10	15	20	25	32	40	50	65	80	100
I (mm)	12	12	15,5	17	21	23	23	26,5	32	35	41,5
L (mm)	45	45	59	64	81	93	102	121	156	177	216
G (mm)	22,5	22,5	29,5	32	40,5	46,5	51	60,5	78	88,5	108
A (mm)	82	82	100	120	120	158	158	158	255	255	255
H (mm)	38	38	43	50	54	73	79	86	132	140	154
CH (mm)	20	20	25	31	40	49	54	68,5	85	99	125

DN shows the nominal flow diameter. Actual flow diameter complies with full port DIN 3357 part 4. Stem configuration of valves over 2" is slightly different.

### Pressure-Temperature Chart



A54617 Limitations for GAS: 2100 Kpa up to 2" and 1500 Kpa from 2.1/2" to 4" rated working pressure and 0°C. +60°C temperature

### Pressure Drop Chart

