

STANDARD DUTY INDUSTRIAL

320 RBQ

In Compliance to German Standard Specification **SERIES 40 - 250 KGS**



Castor

320

















Bracket made of pressed steel. Double ballrace swivel head
Metal parts: Top plate bolt hole spacing according to ISO standard

Wheel







RBQ Rubber

Solid rubber tyre with pressed steel hub with thread guards
Quiet operation, roller bearing. Hardness 80° +5° A
Max. working speed 4KPH. Temperature range -20°C to +60°C









										
	mm	mm	mm	mm	mm	mm	mm	mm	mm	kg
321 RBQ 075 P61	070X058	54x41	8.5	95	32	75	25	12		40
321 RBQ 080 P62	105X079	80/77x60	8.5	105	34	80	25	12		45
321 RBQ 100 P62	105X079	80/77x60	8.5	128	34	100	30	12		65
321 RBQ 125 P62	105X079	80/77x60	8.5	155	34	125	37	12		95
321 RBQ 160 P63	135X105	105x80/75	11	190	48	160	40	20		125
321 RBQ 200 P63	135X105	105x80/75	11	235	58	200	50	20		195














322 RBQ 075 P61	070X058	54x41	8.5	95	Rigid	75	25	12		40
322 RBQ 080 P62	105X079	80/77x60	8.5	105	Rigid	80	25	12		45
322 RBQ 100 P62	105X079	80/77x60	8.5	128	Rigid	100	30	12		65
322 RBQ 125 P62	105X079	80/77x60	8.5	155	Rigid	125	37	12		95
322 RBQ 160 P63	135X105	105x80/75	11	190	Rigid	160	40	20		125
322 RBQ 200 P63	135X105	105x80/75	11	235	Rigid	200	50	20		195



323 RBQ 075 P61	070X058	54x41	8.5	95	32	75	25	12		40
323 RBQ 080 P62	105X079	80/77x60	8.5	105	34	80	25	12		45
323 RBQ 100 P62	105X079	80/77x60	8.5	128	34	100	30	12		65
323 RBQ 125 P62	105X079	80/77x60	8.5	155	34	125	37	12		95
323 RBQ 160 P63	135X105	105x80/75	11	190	48	160	40	20		125
323 RBQ 200 P63	135X105	105x80/75	11	235	58	200	50	20		195



					
	mm	mm	mm	kg	
RBQ 075	75	25	12		40
RBQ 080	80	25	12		45
RBQ 100	100	30	12		65
RBQ 125	125	37	12		95
RBQ 160	160	40	20		125
RBQ 200	200	50	20		195
RBQ 250	250	50	25		250