

## Group Label Holders


### Screw Connection



The group label holder **Scht 4/9** can be swivelled and is clicked into place in the label channel of the terminal block/support bracket. The holder can accommodate 4 SB or 9 AS 3 identification labels (see pages 174 and 177)

Type	Scht 4/9
Width	5 mm
Cat. no.	<b>2502.0</b>
Qty. p. pck.	20


### Screw Connection



The group label holder **Scht 6/14** can be swivelled and is clicked into place in the label channel of the terminal block/support bracket. The holder can accommodate 6 SB or 14 AS 3 identification labels (see pages 174 and 177)

Type	Scht 6/14
Width	5 mm
Cat. no.	<b>2503.0</b>
Qty. p. pck.	20


### Screw Connection



The group label holder **Scht 7** (short) can be swivelled and is clicked into place in the label channel of the terminal block/support bracket. The insertion label **ESO** and the protective strip **STR** complete the holder.

Type	Scht 7
Width	8,5 mm short joint
Cat. no.	<b>2504.0*</b>
Qty. p. pck.	100
Accessories	ESO marking cards à 120 marking strips
Cat. no.	<b>2584.0</b>
Qty. p. pck.	1
Accessories	STR protective strip
Cat. no.	<b>2506.0</b>
Qty. p. pck.	100

### Screw Connection



The group label holder **Scht 7** (long) can be swivelled and is clicked into place in the label channel of the terminal block/support bracket. The insertion label **ESO** and the protective strip **STR** complete the holder.

Type	Scht 7
Width	8,5 mm long joint
Cat. no.	<b>2361.0*</b>
Qty. p. pck.	100
Accessories	ESO marking cards à 120 marking strips
Cat. no.	<b>2584.0</b>
Qty. p. pck.	1
Accessories	STR protective strip
Cat. no.	<b>2506.0</b>
Qty. p. pck.	100


### Screw Connection



The group label holder **Scht 8** is inserted in the partition recess in the terminal block. It can also be installed later. The insertion label **BST 8** and the shield cap **SK 8** complete the holder.

Type	Scht 8
Width	6 mm
Cat. no.	<b>2520.0</b>
Qty. p. pck.	100
Accessories	BST 8 marking cards à 216 marking strips
Cat. no.	<b>2521.0</b>
Qty. p. pck.	1
Accessories	SK 8 shield cap, clear
Cat. no.	<b>2522.0</b>
Qty. p. pck.	100


### Screw Connection



The group label holder **Scht 2** is attached to the support bracket **ES.../2/K** or **ES.../K/ST**. The insertion label **ESO 2** and the protective strip **STR 2** complete the holder.

Type	Scht 2
Width	9,5 mm
Cat. no.	<b>2888.0*</b>
Qty. p. pck.	100
Accessories	ESO 2 Marking label
Cat. no.	<b>2877.0</b>
Qty. p. pck.	10
Accessories	STR 2 protective strip
Cat. no.	<b>2878.0</b>
Qty. p. pck.	100


### Screw Connection



The group label holder **Scht 9** is attached to the support bracket **ES.../2/K**.

Type	Scht 9
Width	8 mm
Cat. no.	<b>3749.0</b>
Qty. p. pck.	100

### Screw Connection



The group label holder **Scht 10** is attached to the support bracket **ES.../2/KST**.

Type	Scht 10
Width	9,5 mm
Cat. no.	<b>3809.0</b>
Qty. p. pck.	100

All of the label holders depicted here can be marked with the **EMS** identification system or with the **BS-1** marking pen. The label holders marked with an \* can also be labelled with the device sticker **GKE 30/6 WS (3917.7)**, see p. 194.


### Tension Spring Connection



The group label holder **ZSchT 1** can be swivelled and is clicked into place in the label channel of the terminal block/support bracket. It is parallel to the mounting rail. The insertion label **ESO** and the protective strip **STR** complete the holder.

Type	ZSchT 1
Width	8,5 mm straight joint
<b>Cat. no.</b>	<b>3773.0*</b>
Qty. p. pck.	100
Accessories	ESO marking cards à 120 marking strips
<b>Cat. no.</b>	<b>2584.0</b>
Qty. p. pck.	1
Accessories	STR protective strip
<b>Cat. no.</b>	<b>2506.0</b>
Qty. p. pck.	100

### Tension Spring Connection



The group label holder **ZSchT 2** can be swivelled and is clicked into place in the label channel of the terminal block/support bracket. It is parallel to the mounting rail, whereby its joint is at an angle. The insertion label **ESO** and the protective strip **STR** complete the holder.

Type	ZSchT 2
Width	8,5 mm angled joint
<b>Cat. no.</b>	<b>3774.0*</b>
Qty. p. pck.	100
Accessories	ESO marking cards à 120 marking strips
<b>Cat. no.</b>	<b>2584.0</b>
Qty. p. pck.	1
Accessories	STR protective strip
<b>Cat. no.</b>	<b>2506.0</b>
Qty. p. pck.	100

### Tension Spring Connection



The group label holder **ZSchT 3** can be swivelled and is attached to the support bracket **ZES 35**. It is perpendicular to the mounting rail, whereby its joint is at an angle. The insertion label **ESO** and the protective strip **STR** complete the holder.

Type	ZSchT 3
Width	8,5 mm
<b>Cat. no.</b>	<b>3775.0*</b>
Qty. p. pck.	100
Accessories	ESO marking cards à 120 marking strips
<b>Cat. no.</b>	<b>2584.0</b>
Qty. p. pck.	1
Accessories	STR protective strip
<b>Cat. no.</b>	<b>2506.0</b>
Qty. p. pck.	100


### Tension Spring Connection



The group label holder **ZSchT 4** can be swivelled and is attached to the support bracket **ZES 35**. It is parallel to the mounting rail. The insertion label **ESO** and the protective strip **STR** complete the holder.

Type	ZSchT 4
Width	8,5 mm
<b>Cat. no.</b>	<b>3776.0*</b>
Qty. p. pck.	100
Accessories	ESO marking cards à 120 marking strips
<b>Cat. no.</b>	<b>2584.0</b>
Qty. p. pck.	1
Accessories	STR protective strip
<b>Cat. no.</b>	<b>2506.0</b>
Qty. p. pck.	100

### Tension Spring Connection



The group label holder **ZSchT 5** is attached to the support bracket **ZES 35**. It is perpendicular to the mounting rail. The insertion label **ESO** and the protective strip **STR 3** complete the holder.

Type	ZSchT 5
Width	6 mm
<b>Cat. no.</b>	<b>3777.0</b>
Qty. p. pck.	100
Accessories	ESO 3 marking cards à 124 marking strips
<b>Cat. no.</b>	<b>2585.0</b>
Qty. p. pck.	1
Accessories	STR 3 protective strip
<b>Cat. no.</b>	<b>2579.0</b>
Qty. p. pck.	100

### Tension Spring Connection



The group label holder **ZSchT 6** is attached to the support bracket **ZES 35**.

Type	ZSchT 6
Width	6 mm
<b>Cat. no.</b>	<b>3807.0</b>
Qty. p. pck.	100
Accessories	
<b>Cat. no.</b>	
Qty. p. pck.	
Accessories	
<b>Cat. no.</b>	
Qty. p. pck.	

### Mounting rails for Group label holders



The group label holder **GT 1** is clicked directly onto the mounting rail **TS 32** or **TS 35**. The insertion label **ESO GT 1** and the protective strip **STR GT 1** complete the holder.

Type	GT 1
Width	9,5 mm
<b>Cat. no.</b>	<b>3783.2*</b>
Qty. p. pck.	20
Accessories	ESO GT1 marking cards à 140 marking strips
<b>Cat. no.</b>	<b>2580.0</b>
Qty. p. pck.	1
Accessories	STR GT 1 protective strip
<b>Cat. no.</b>	<b>2582.0</b>
Qty. p. pck.	20

### Mounting rails for Group label holders



The group label holder **GT 2** is clicked onto the mounting rail. The insertion label **ESO GT 2** and the protective strip **STR GT 2** complete the holder.

Type	GT 2
Width	19,5 mm
<b>Cat. no.</b>	<b>3784.2*</b>
Qty. p. pck.	20
Accessories	ESO GT2 marking cards à 140 marking strips
<b>Cat. no.</b>	<b>2581.0</b>
Qty. p. pck.	1
Accessories	STR GT 2 protective strip
<b>Cat. no.</b>	<b>2583.0</b>
Qty. p. pck.	20