



725-5525
725-5538
725-5535

1 WIRING DIAGRAM FOR 3 PHASE SUPPLY WITH 230V COIL

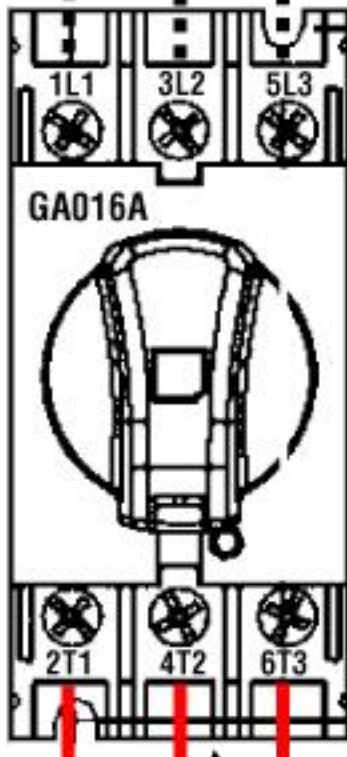
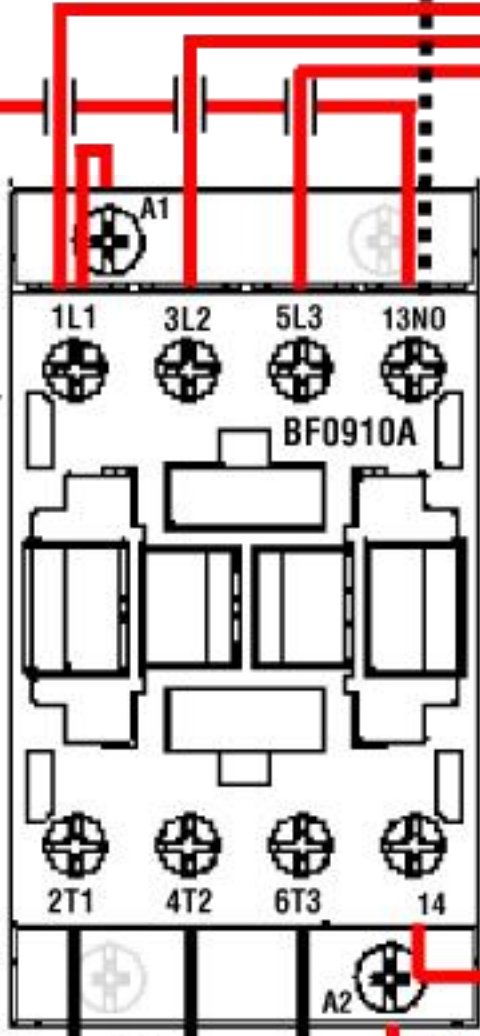
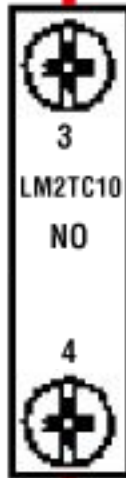
MFRS PART NOS:
DOLSW5.5230
DOLSW7.5230
DOLSW11230

BF0910A230/
BF1810A230/
BF2510A230
CONTACTOR

2 INCOMING TPN SUPPLY

N L1 L2 L3

START CONTACT



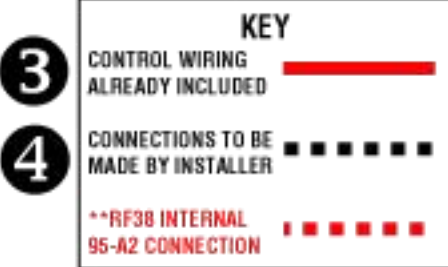
GA016A/GA025A/GA032A
ISOLATOR
*Power link cable sizing:
5.5kW = 1.5mm²
7.5kW = 2.5mm² & 11kW = 4mm²

RF38 THERMAL RELAY
(TO BE ORDERED SEPARATELY)

****INSTALLER TO CONNECT COPPER 4TH PIN TO LOWER A2 ON CONTACTOR & FLYING LEADS TO 96 ONLY**

DO NOT CONNECT ANY WIRES TO 95 BUT ENSURE 95 & A2 TERMINALS ARE TIGHTENED

5
WARNING
TO PREVENT RISK OF DAMAGE OR SAFETY HAZARDS, THIS EQUIPMENT SHOULD ONLY BE INSTALLED BY SUITABLY QUALIFIED OR COMPETENT PERSONS AND IN ACCORDANCE WITH ALL APPLICABLE ELECTRICAL REGULATIONS



OUTGOING SUPPLY TO 3PH MOTOR

U1 V1 W1

6

7