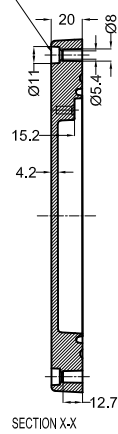
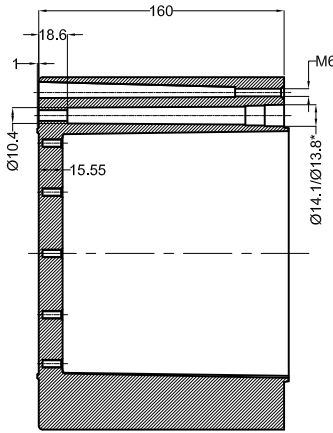
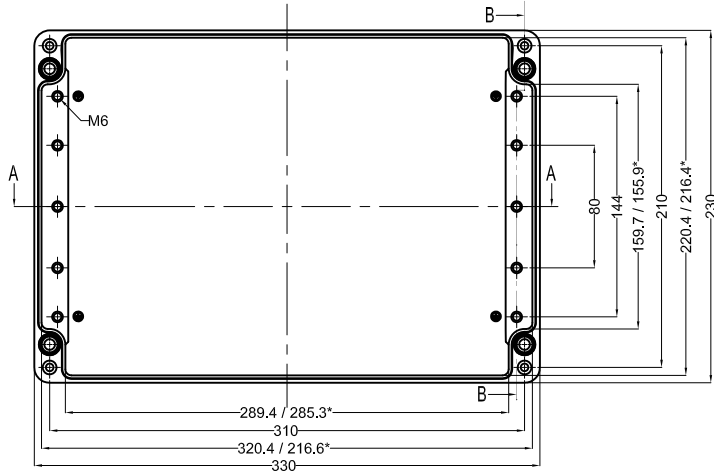


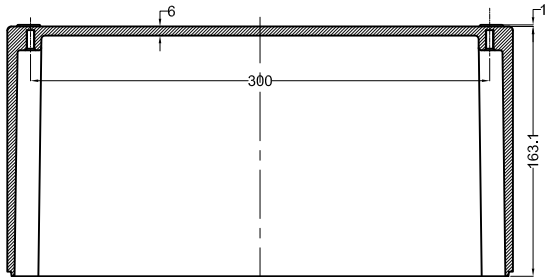
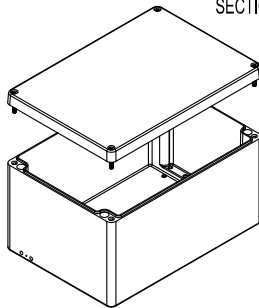
Cylinder Screw
M6 x 25/10 similar to DIN 84



BASE



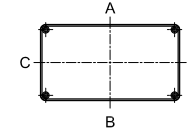
SECTION B-B



SECTION A-A

GENERAL SPECIFICATION AND AREA CLASSIFICATION:

1. MATERIAL COMPOSITION - AISI 12
 2. DEGREE OF PROTECTION IP66 AS PER IEC 60529 : 1989 +A1 : 2000
 3. SERVICE TEMPERATURE RANGE : - 50 °C to +135 °C
 4. ALL DIMENSIONS ARE IN mm. UNLESS STATED OTHERWISE.
 5. SURFACE WILL PLAIN FINISH OR POWDER COATED.(RAL-7001)
 6. THE JUNCTION BOX WILL BE MARKED WITH
 7. II 2 G Ex e IIC Gb
0539 II 2 D Ex tb IIIC Db IP 66
DEMKO 13 ATEX 1327771U
IECEX UL 13.0042U
 8. TRADE MARK
- ⚠ NOT TO BE REVISED WITHOUT NOTIFICATION TO THE ExCB/NOTIFIED BODY**



Opening Detail (Size)	NO OF HOLES SIDE A/B	Min. Distance between the opening for Side A/B (mm)	NO OF HOLES SIDE C/D	Min. Distance between the opening for Side C/D (mm)	Opening Detail (Size) PG	NO OF HOLES SIDE A/B	Min. Distance between the opening for Side A/B (mm)	NO OF HOLES SIDE C/D	Min. Distance between the opening for Side C/D (mm)	Min. Distance of last opening from the enclosure end on side A/B (mm)	Min. Distance of last opening from the enclosure end on side C/D (mm)
M12	66	10	30	9	Pg.7	66	10	30	9	23	38
M16	66	10	30	9	Pg.9	66	10	30	9	23	38
M20	50	9	25	9	Pg.11	66	8	30	8	25	45
M25	28	15	15	14	Pg.13.5	50	9	25	9	43	33
M32	18	18	9	18	Pg.16	44	10	20	14	25	47
M40	11	40	6	22	Pg.21	28	12	15	11	25	40
M50	8	25	4	25	Pg.29	18	13	9	13	27	53
M63	5	35	4	15	Pg.36	11	30	5	38	36	45
-	-	-	-	-	Pg.42	8	17	4	18	32	46
-	-	-	-	-	Pg.48	8	17	4	17	21	40
-	-	-	-	-	-	-	-	-	-	-	-

QUANTITY 1	MATERIAL :- ALs112 (Din230)	MACH.NAME -	DATE 17/08/14	SIGN MANOJ	NAME DRAWN	
 TOLERANCE ±0.2 DIMENSIONS ±0.2 HOLES ±1.0° ANGLES	WEIGHT :-	FINISH :- NATURAL	TITLE :- JUNCTION BOX 330 x 230 x 180	DATE 17/08/14	SIGN G. K.	NAME CHECKED
	Raychem RPG (P) Limited		SCALE	DATE 17/08/14	SIGN J. B.	NAME APPROVED
	Ceat Mahal Annexe, Dr. Annle Besant Road, Worli, Mumbai 400030 Web : www.raychemrpg.com		PARTNO. 0	DRG. NO. Ex-AJB-330230180		

SR.NO.	PART NAME	DRAWING NO.	MATERIAL	QTY
5	SILICON GASKATE	JB-02GSK-17	SILICON	1
4	JB EXTERNAL EARTHING SET	-	AISI 304	1
3	LID MOUNTING SCREW	M6 JB-SCR-LD-00	AISI 304	4
2	JB-EARTHING SCREW	-	MS COPPER PLATED	2
1	JUNCTION BOX Ex-330 x 230 x 180	Ex-330230180	AISI 12	1

PROPERTY OF RaychemRPG (P) LTD.
ALL RIGHTS RESERVED AND/OR PHOTOCOPIING THIS DOCUMENT
TO A PERSON WITHOUT RaychemRPG (P)LTD. WRITTEN AUTHORIZATION IS PROHIBITED

B.O.M.

RJ 20