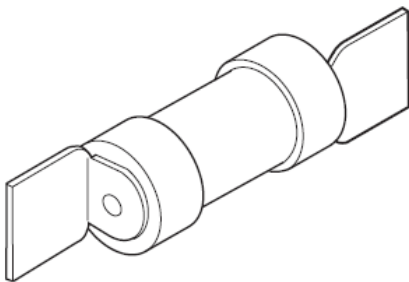


Datasheet

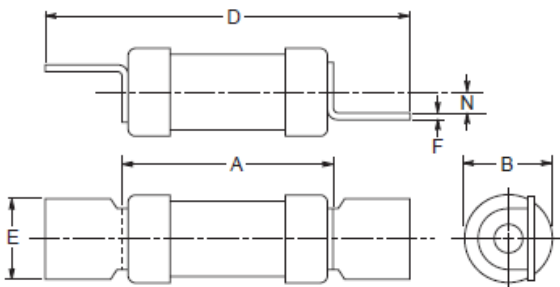
RS 6A F1 British Standard Fuse, 550 V ac HRC

RS Stock number [521-2905](#)

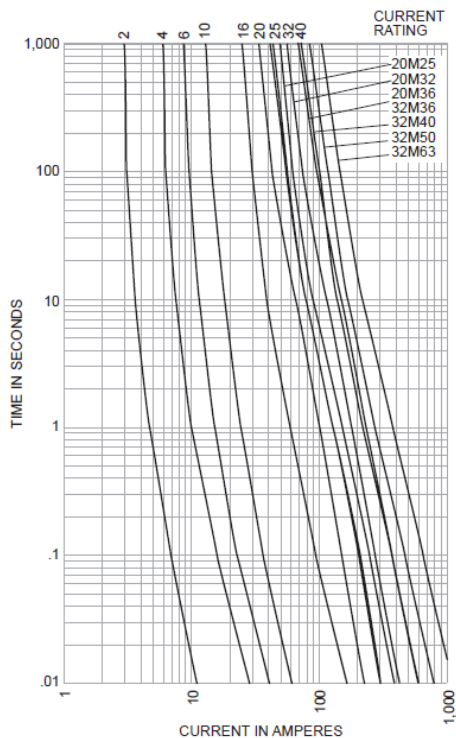
Dimensions: (mm)



Dimensional Data:



Time-Current Characteristic Curve (Full Size Curves Available)



Specifications

Electrical Characteristics

Catalog Number	Ampere Rating	I ² T (Amp ² Seconds)			Nom Watts Loss	Rated Voltage	Dimensions (Inches/mm)					
		Pre-Arcing	Total At 415V	Total At 550V			A	B	D	E	F	N
NSD2	2	1.3	4.6	5	0.9	550AC	34.6	.54 13.8	58.5	12.7	.03 .8	.14 3.5
NSD4	4	8	27	30	1.4							
NSD6	6	29	100	115	1.8							
NSD10	10	120	400	490	2.1							
NSD16	16	120	470	730	1.8							
NSD20	20	260	1070	1700	1.8							
NSD25	25	560	2300	3550	2							
NSD32	32	710	3000	5000	2.9	415AC	34.6	.69 17.5	58.5	12.7	.03 .8	.14 3.5
NSD20M25	20M25	570	2350	—	1.2							
NSD20M32	20M32	770	3000	—	0.95							
NSD20M36	20M36	1150	5000	—	0.88							
NSD32M36	32M36	1150	5000	—	2.4							
NSD32M40	32M40	1500	6000	—	1.9							
NSD32M50	32M50	2700	8700	—	1.4							
NSD32M63	32M63	5000	13,550	—	1.0							