

C25B3TM200

Circuit breaker ComPacT NSX250B, 25kA at 415VAC, TMD trip unit 200A, 3 poles 3d



Main

Range	ComPacT new generation
Product name	ComPacT NSX new generation
Device short name	NSX250B
Product or component type	Circuit breaker
Device application	Distribution
Poles description	3P
Protected poles description	3D
[In] rated current	200 A at 40 °C
[Ue] rated operational voltage	690 V AC 50/60 Hz
Network type	AC
Network frequency	50/60 Hz
Suitability for isolation	Yes conforming to EN/IEC 60947-2
Utilisation category	Category A
[Icu] rated ultimate short-circuit breaking capacity	40 KA Icu at 220/240 V AC 50/60 Hz conforming to IEC 60947-2 25 KA Icu at 380/415 V AC 50/60 Hz conforming to IEC 60947-2 20 KA Icu at 440 V AC 50/60 Hz conforming to IEC 60947-2 15 kA Icu at 500 V AC 50/60 Hz conforming to IEC 60947-2
Performance level	B 25 KA 415 V AC
Trip unit name	TM-D
Trip unit technology	Thermal-magnetic
Trip unit protection functions	LI
Control type	Toggle
Circuit breaker mounting mode	Fixed

Complementary

[Ui] rated insulation voltage	800 V AC 50/60 Hz
[Uimp] rated impulse withstand voltage	8 kV
[Ics] rated service short-circuit breaking capacity	40 KA at 220/240 V AC 50/60 Hz conforming to IEC 60947-2 25 KA at 380/415 V AC 50/60 Hz conforming to IEC 60947-2 20 KA at 440 V AC 50/60 Hz conforming to IEC 60947-2 15 kA at 500 V AC 50/60 Hz conforming to IEC 60947-2
Mechanical durability	20000 cycles
Electrical durability	20000 Cycles at 440 V In/2 10000 Cycles at 440 V In 10000 Cycles at 690 V In/2 5000 cycles at 690 V In
Power dissipation per pole	15.4 W
Mounting support	Backplate
Mounting position	Horizontal and vertical Flat on the back
Upside connection	Front
Downside connection	Front
Connection pitch	35 mm

Protection type	L : for overload protection (thermal) I : for short-circuit protection (magnetic)
Trip unit rating	200 A at 40 °C
Long-time pick-up adjustment type I _r (thermal protection)	Adjustable
[I _r] long-time protection pick-up adjustment range	0.7...1 x I _n
Long-time protection delay adjustment type t _r	Fixed
[t _r] long-time protection delay adjustment range	120...400 S at 1.5 x I _n 15 s at 6 x I _r
Instantaneous protection pick-up adjustment type I _i	Adjustable
[I _i] instantaneous protection pick-up adjustment range	5...10 x I _n
Earth-leakage protection	Without
Number of slots for electrical auxiliaries	5 slot(s)
Width (W)	105 mm
Height (H)	161 mm
Depth (D)	86 mm
Net weight	2.4 kg





Environment

Standards	EN/IEC 60947
Product certifications	CCC EAC Marine
Overvoltage category	Class II
Electrical shock protection class	Class II
Pollution degree	3 conforming to IEC 60664-1
IP degree of protection	IP40 conforming to IEC 60529
IK degree of protection	IK07 conforming to IEC 62262
Ambient air temperature for operation	-25...70 °C
Ambient air temperature for storage	-50...85 °C
Relative humidity	0...95 %
Operating altitude	0...2000 m without derating 2000 m...5000 m with derating

Packing Units

Unit Type of Package 1	PCE
Number of Units in Package 1	1
Package 1 Height	14.0 cm
Package 1 Width	11.0 cm
Package 1 Length	19.0 cm
Package 1 Weight	2.002 kg
Unit Type of Package 2	S03
Number of Units in Package 2	7
Package 2 Height	30.0 cm
Package 2 Width	30.0 cm
Package 2 Length	40.0 cm
Package 2 Weight	14.4 kg

Offer Sustainability

Sustainable offer status	Green Premium product
REACH Regulation	 REACH Declaration
EU RoHS Directive	Compliant  EU RoHS Declaration
Mercury free	Yes
China RoHS Regulation	 China RoHS Declaration
RoHS exemption information	 Yes

Environmental Disclosure	Product Environmental Profile
Circularity Profile	End Of Life Information
PVC free	Yes
