





Application Guide
TV Socket Outlet

CAT. NO.
E3031TV
E3032VTV

NEO C-Metro

Thank you for using **Schneider Electric** NEO C-Metro TV Socket Outlet. To ensure proper application of our product, please read the following information before installation and use.

This application guide applies to the following products:

	Cat. no.	Description
	E3031TV	1 Gang TV Socket Outlet
	E3032VTV	2 Gang Vertical TV Socket Outlet

FEATURES

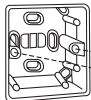
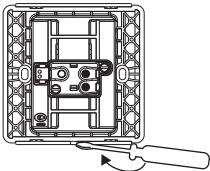
1. Trendy and distinctive faceplate.
2. Slim and stylish flush plate finishes with cross-type structural support to provide extra rigidity to flush plate.

SPECIFICATIONS

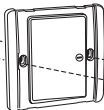
Load Resistance : 75 OHM.
Dimension : 87mm X 87mm
Mounting Centre : 60.3mm
Compliance : BS 3041

MOUNTING INSTRUCTION

Please refer to the following diagram for proper installation of the faceplate and surround.



Wall Box



Faceplate

Mounting
Screws



Surround

Remark:

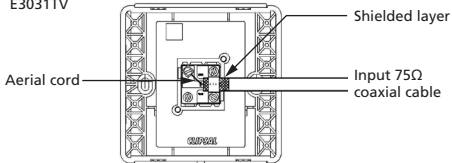
For surround mounting, align the clip locks on the faceplate and press firmly on the surround. Complete engagement of the clip locks is indicated by a clear "click" sound.

IMPORTANT NOTE

Please check your local wiring regulation before actual installation

WIRING DIAGRAM

E3031TV



E3032VTV

