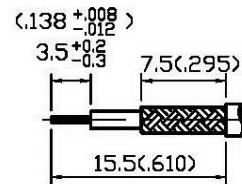
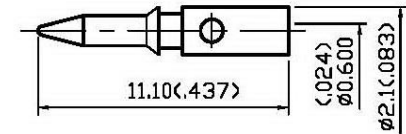
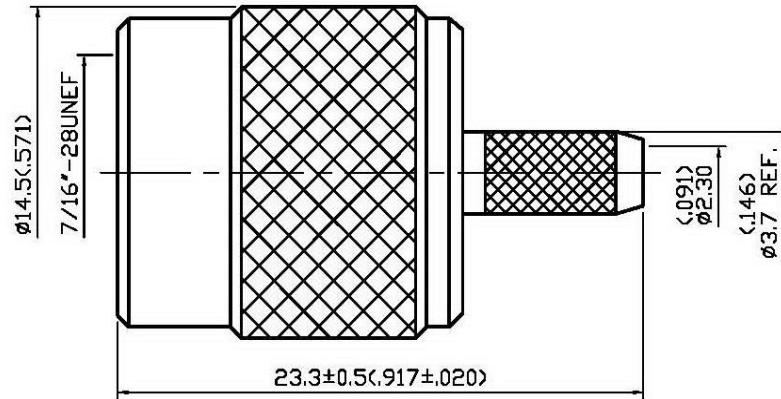
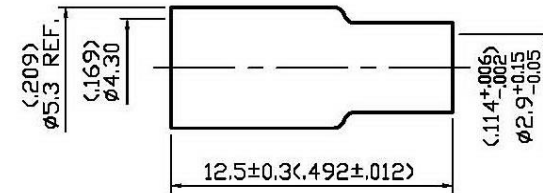


NO	DESCRIPTION	DATE
△	4.7 HEX. → 4.6 HEX. DEL INTERFACE	10.01.11'
△	DEL PROOF VOLTAGE WORKING VOLTAGE → VOLTAGE RATING	02.21.13'
△	ADD VSWR	08.04.14'



STRIPPING DIMENSION  
SCALE 2:1



**1.0 ELECTRICAL**

- 1.1 FREQUENCY RANGE: DC-3 GHz
- 1.2 NOMINAL IMPEDANCE: 50 OHMS
- 1.3 VOLTAGE RATING: 500 VOLTS MAX. △
- 1.4 VSWR: 1.5 MAX. @1 GHz △

**2.0 MATERIALS**

- 2.1 BODIES: BRASS PER JIS-C3604
- 2.2 CENTER CONTACT: BRASS PER JIS-C3804
- 2.3 INSULATION: TEFLON PER ASTM D1457 AND ASTM D1710
- 2.4 CRIMP FERRULE: BRASS PER JIS-C2700

**3.0 FINISHES AND OTHERS**

- 3.1 SEE BELOW TABLE FOR DETAILS.

**4.0 MECHANICAL**

- 4.1 FOR USE WITH RG174U OR SIMILAR STYLE CABLE
- 4.2 CABLE ATTACHMENT: OUTER: CRIMP, INNER: SOLDER/CRIMP
- 4.3 CRIMP SIZE REQUIRED: CONTACT: 1.8(.071) HEX. CRIMP TOOL  
FERRULE: 3.5(.138) HEX. CRIMP TOOL  
4.6(.181) HEX. CRIMP TOOL △

**5.0 ENVIRONMENTAL**

- 5.1 OPERATING TEMPERATURE RANGE: -20° C TO +80° C

NO	DESCRIPTION	MATERIAL	Q'TY	FINISH
7	SHELL	BRASS	1	NICKEL 100μ" MIN.
6	GASKET	RUBBER	1	RED
5	WASHER	BRASS	1	NONE
4	CRIMP FERRULE	BRASS	1	NICKEL
3	CENTER CONTACT	BRASS	1	GOLD
2	INSULATION	TEFLON	1	NONE
1	BODY	BRASS	1	NICKEL 100μ" MIN.

APPROVED by \_\_\_\_\_ DATE: \_\_\_\_\_



DESCRIPTION		TNC STRAIGHT PLUG CRIMP	
製圖	DRAWN Yoko	TOLERANCE .X ±0.2	品名 15-10-1 T.G.N 174U
檢圖	CHECK Arc	.XX ±0.1	TITLE ROHS COMPLIANT (50Ω)
認定	APPROVAL Angela	.XXX ±0.05	DATE 12.29.92'
	ANGLE ±5°	單位 mm(in)	版次 B-3
		比例 4:1	DWG.NO. 15-0040