

Family Name

FEATURES

- A blind rivet nut is a one-piece internally threaded tubular rivet used to create highly durable threads particularly in thin materials where only one side is accessible
- The reduced head provides a near flush surface finish
- No countersunk is required for the hole preparation
- Hexagon body gives high strength torque resistance
- High corrosion resistance
- Easy to install

RS PRO REDUCED HEAD PART HEXAGON BODY OPEN END BLIND RIVET NUT - A2 STAINLESS STEEL

RS Stock No.: 2067846, 2067848, 2067849, 2067850, 2067851



Family Name

RS Professionally Approved Products bring to you professional quality parts across all product categories. Our product range has been tested by engineers and provides a comparable quality to the leading brands without paying a premium price.

Product Description

A blind rivet nut is a one-piece internally threaded and counterbored tubular rivet used to create highly durable threads particularly in thin materials where only one side is accessible and for further component assembly.

A blind rivet nut creates a strong thread in some of the following ways:

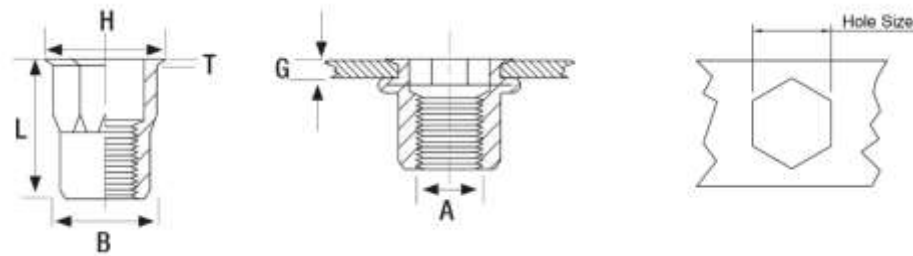
- thin metal sheet/profiles where no thread forming is possible
- thick metal sheet/profiles that are too hard for thread forming
- composite or plastic materials where no thread forming is possible
- use in box section or enclosed applications where there is restricted access
- clinching separate sheets together therefore acting like a blind rivet
- allows you to assemble another component with a bolt or screw
- on-site repairs to damaged or stripped threads

The reduced head is a specialist version of the countersunk head. It is also known as thin sheet or small countersunk head. It can be used where a flush type finish is required where a non-interference fit is not critical. The blind rivet nut can be used in a conventional way of fixing into one piece of material or in multiple materials clamping them similarly to a blind rivet connection. Hexagon bodies are primarily used where a high resistance thread and anti-rotation is required. A2 Stainless Steel has a high corrosion resistance.

Used in a multitude of industries such as street furniture, signs, balustrades, aerospace, automotive, rail, HVAC, white goods, electronics, as well as the manufacture of heavy goods, bumper systems, seating and vehicle chassis

General Specifications

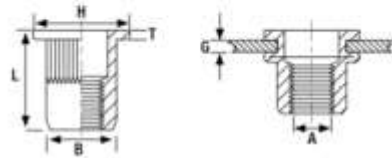
Thread Size mm (A)	Article Number	Grip Range Min mm (G)	Grip Range Max mm (G)	Hole Size mm	Body Diameter mm (B)	Flange Diameter mm (H)	Flange Thickness mm (T)	Body Overall Length mm (L)	Max Tightening Torque Nm	Tensile Strength N	Bag Quantity
M4	2067846	0.5	2.0	6.0	5.9	7.0	0.5	12.0	4.0	6800	100
M5	2067848	0.5	2.5	7.0	6.9	8.0	0.6	13.0	6.5	10000	100
M6	2067849	1.0	3.0	9.0	8.9	10.0	0.6	16.0	12.0	15000	100
M8	2067850	1.0	3.5	11.0	10.9	12.5	0.6	17.5	31.0	27000	50
M10	2067851	1.0	4.0	13.0	12.9	14.3	0.9	21.0	42.0	28500	50



TECHNICAL DATA

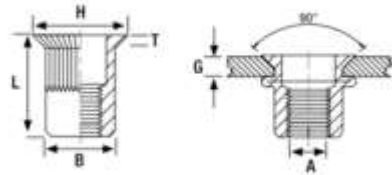
HOW TO MEASURE A BLIND RIVET NUT

Flat Head - the rivet nut body length (L) is always measured overall.



B = body diameter
L = body length
H = rivet nut head diameter
T = rivet nut head thickness
A = thread size
G = grip range

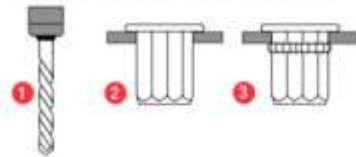
Countersunk Head or Reduced Head - the rivet body length (L) is always measured from the top of the head to the end of the body.



B = body diameter
L = body length
H = rivet nut head diameter
T = rivet nut head thickness
A = thread size
G = grip range

HOW TO INSTALL A BLIND RIVET NUT

Blind rivet nuts have a simple and rapid installation.



- 1 Firstly drill the hole.
- 2 To set the nut, screw it onto the threaded mandrel of the setting tool, and insert into the component hole.
The nut is then set through the stroke of the setting tool pulling it up onto the material. This causes the collapsible part of the nut to form on the rear of the material or blindside.
- 3 After the threaded mandrel of the setting tool is removed, the rivet nut thread is left ready for use.