


Datasheet  
Stock No:  
**RS Pro**



Product Description : SMD Common Mode Choke

Schematic



Electrical Specification@25°C

RS Stock Code	OCL ( $\mu\text{H}$ ) +50/-30%	LL ( $\mu\text{H}$ ) (typ)	Rcu $\text{m}\Omega$ (typ)	Turns Ratio	VT (Vrms)
1048399	100	0.25	290	1:1	500
1048400	1000	0.25	270	1:1	500
1048401	10000	0.50	1300	1:1	500
1048402	2200	0.25	340	1:1	500
1048403	47	0.20	150	1:1	500
1048404	4700	0.30	890	1:1	500

Operating Temperature -25°C to +85°C

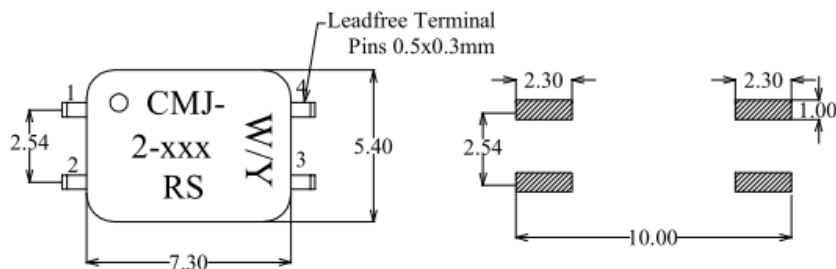
Test Frequency:

Nominal Inductance Measured @100KHz/20mV

Leakage Inductance Measured @100KHz/100mV

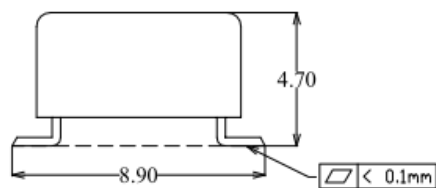
# Mechanical Specification

ENGLISH

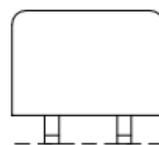


Top View

Suggested Pad Layout



FRONT VIEW



LEFT SIDE VIEW

Unit : mm	Dimension tolerance : $\pm 0.25\text{mm}$ (Unless specified)	Pin pitch tolerance : $\pm 0.10\text{mm}$
-----------	--	---

## CMJ-2-xxx IZI Performance

