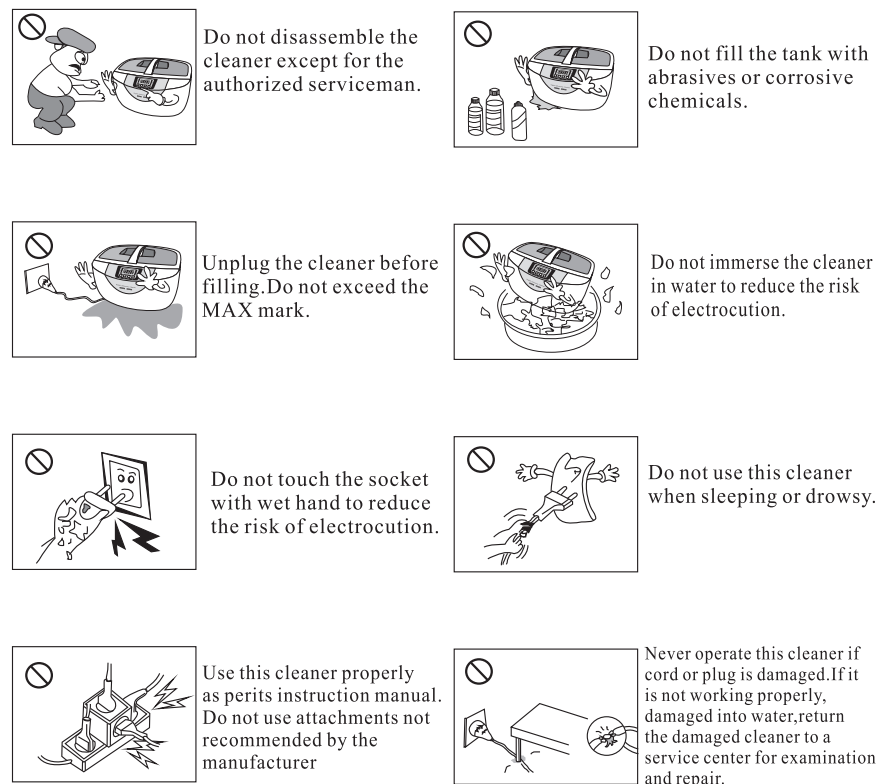


IMPORTANT SAFETY INSTRUCTIONS

⚠ WARNING-TO reduce the risk of burns, electrocution, fire or injury to persons

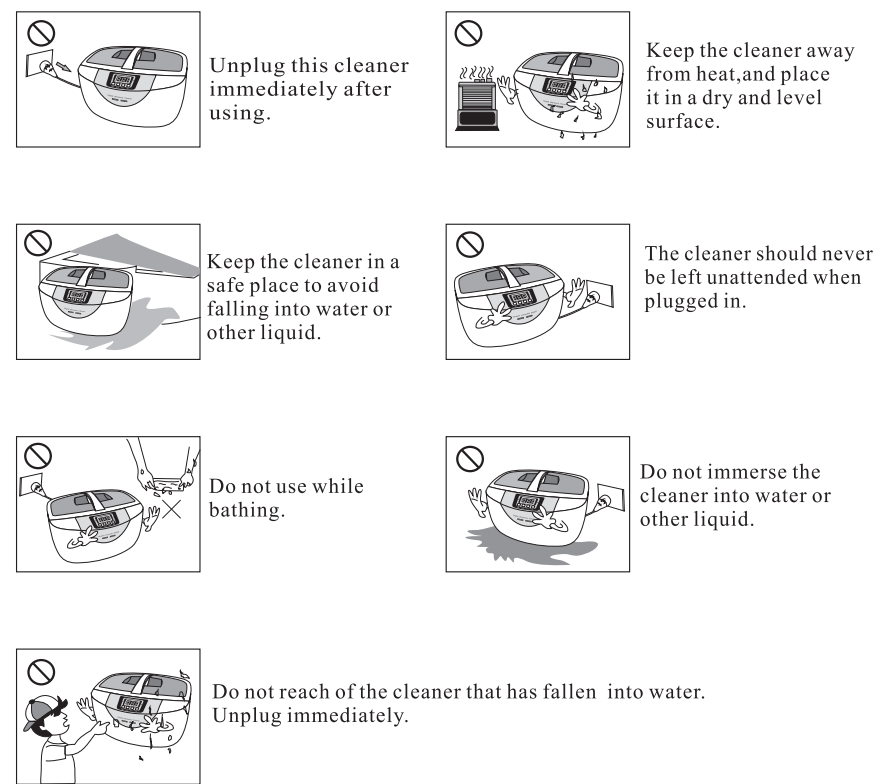


Machine must stop 5 minutes after continues work for 30 minutes.

⚠ Any unfirm inlaid article may become loose articles that easy to be discolored are not recommended for ultrasonic cleaning. For example: textiles, leather products, woodware, etc.

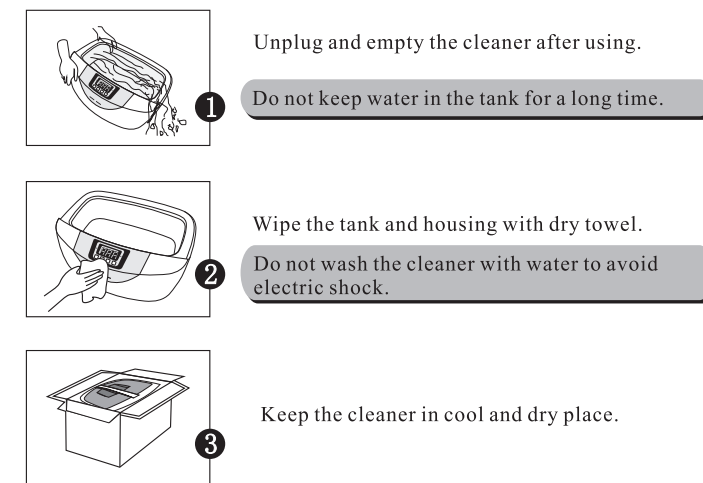
IMPORTANT SAFETY INSTRUCTIONS

⚠ DANGER-TO reduce the risk of electrocution



⚠ Do not put mobile phone or watch which is not waterproof into the tank for cleaning. Do not put any spectacles frame or art ware which is made from shell or hawkbill into the tank for cleaning.

USER MAINTENANCE



USAGE OF OPTIONAL ACCESSORIES

PLASTIC BASKET

When small item is to be cleaned, put the item into plastic basket, then put the basket into the tank. In this way, frictions between the item and the be reduced.

Pay attention:

The plastic basket is only for cleaning small items, because it absorbs about 30% of ultrasonic energy and reduce the cleaning result. In this case, when using the plastic basket, please refer to the instruction of ENHANCED CLEANING in this manual.



ULTRASONIC CLEANER

4820

INSTRUCTION MANUAL

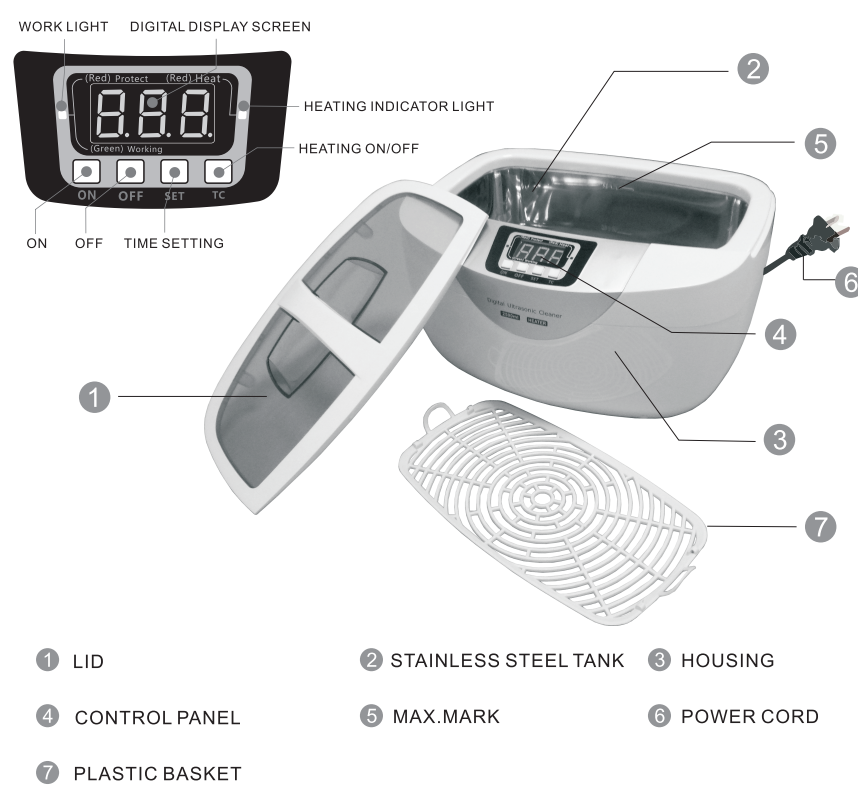
Application

Eyeglasses shop, jewelry shop, clocks & watch shop, repair shop, hospital, dental clinics, laboratory, electronic workshop, office and household use.



- PLEASE READ THIS INTRODUCTION BEFORE USING
- KEEP THIS MANUAL FOR REFERENCE

PRODUCT INTRODUCTION

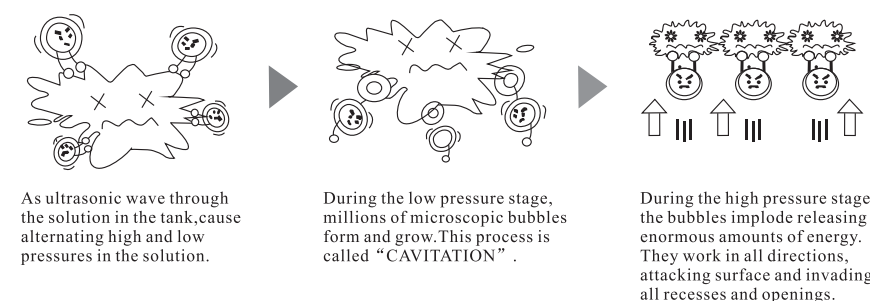


AVAILABLE FOR

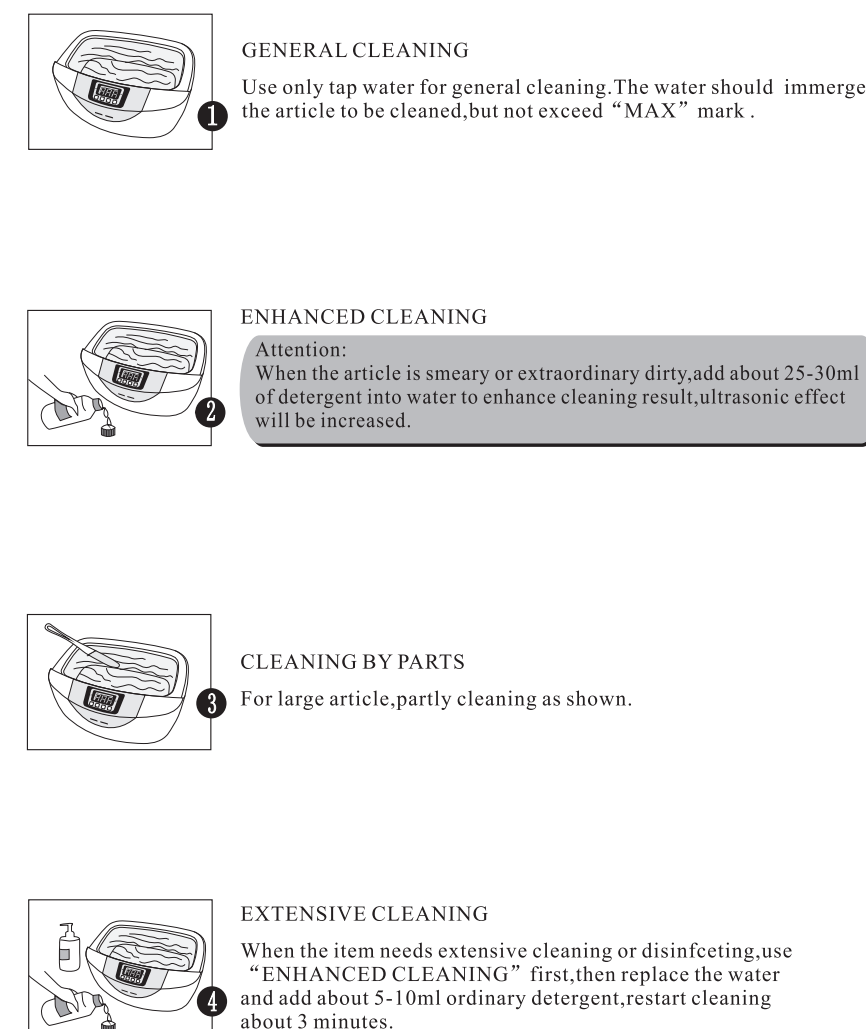
Glasses and Watch	Jewellery	Daily used
Glasses, Sun glasses, Watch chains, Waterproof watches etc.	Necklaces, Rings, Earrings, Bracelets etc.	Electric shaver heads, Razor blades, Dentures, Combs, Toothbrushes etc.
Metal Articles	Metal Dishware	Stationery
Watch parts, Ancient coins, Badges, Machine nozzles etc.	Forks, Knives, Spoons, etc.	Pen-heads, Printer-heads, Inkjet cartridges, Seals etc.

DIRT ELIMINATION PROCESS THROUGH ULTRASONIC TECHNOLOGY

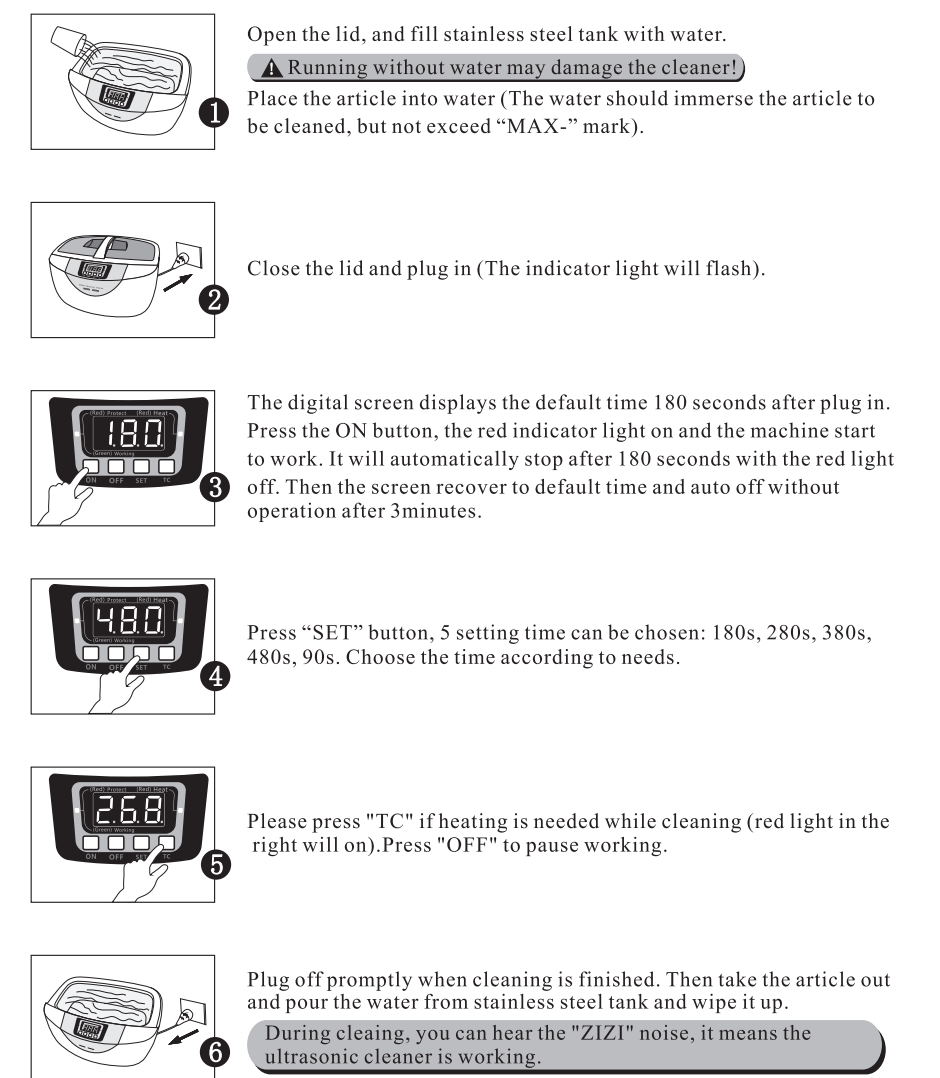
• Cleaning effect will be much better if using the machine together with proper solvent.



FOUR WAYS OF CLEANING



OPERATION INSTRUCTIONS



SPECIFICATIONS:

NAME	ULTRASONIC CLEANER	POWER SUPPLY	<input type="checkbox"/> AC100-120V 60Hz <input type="checkbox"/> AC200-240V 50Hz
MODEL	4820	POWER	70W
OVERALL SIZE	290×223×185mm	FREQUENCY	40KHz
TANK SIZE	250×150×80mm	TIME SETTING	0-8min.
VOLUME	2500ml	G.W	2538±10g