



MASTER TL5 High Efficiency

MASTER TL5 HE 35W/840 SLV/40

Low-pressure mercury discharge lamps with a tubular 16 mm envelope

Warnings and Safety

- A lamp breaking is extremely unlikely to have any impact on your health. If a lamp breaks, ventilate the room for 30 minutes and remove the parts, preferably with gloves. Put them in a sealed plastic bag and take it to your local waste facilities for recycling. Do not use a vacuum cleaner.

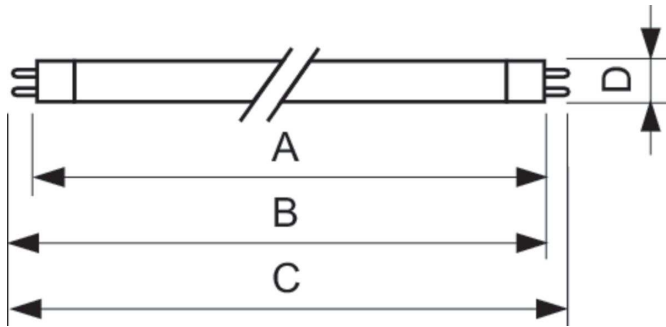
Product data

General Information		Controls and Dimming	
Cap-Base	G5 [G5]	Dimmable	Yes
Features	na [Not Applicable]		
Flux measurement reference	Sphere		
Light Technical		Mechanical and Housing	
Color Code	840 [CCT of 4000K]	Bulb Shape	T5 [16 mm (T5)]
Luminous Flux	3,315 lm		
Color Designation	Cool White (CW)		
Chromaticity Coordinate X (Nom)	0.38		
Chromaticity Coordinate Y (Nom)	0.38		
Correlated Color Temperature (Nom)	4000 K		
Luminous Efficacy (rated) (Nom)	94 lm/W		
Color rendering index (CRI)	80		
Operating and Electrical		Approval and Application	
Power Consumption	34.9 W	Energy Efficiency Class	F
Lamp Current (Nom)	0.175 A	Mercury (Hg) Content (Nom)	1.2 mg
		Energy Consumption kWh/1000 h	35 kWh
		EPREL Registration Number	423543
Product Data			
Order product name	MASTER TL5 HE 35W/840 SLV/40		
Full product name	MASTER TL5 HE 35W/840 SLV/40		
Full product code	871150063952355		
Order code	927927084055		
Material Nr. (12NC)	927927084055		
Numerator - Quantity Per Pack	1		

MASTER TL5 High Efficiency

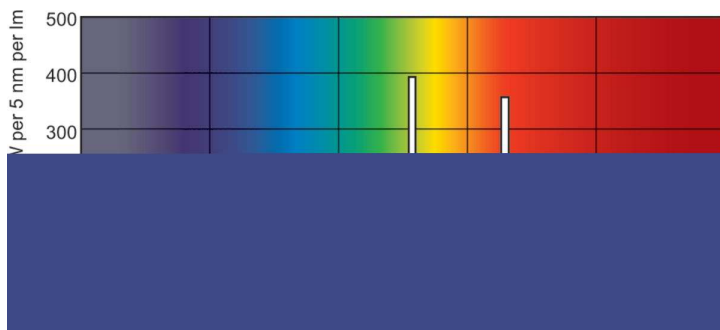
EAN/UPC - Product/Case	8711500639523
Numerator - Packs per outer box	40
EAN/UPC - Case	8711500867681

Dimensional drawing



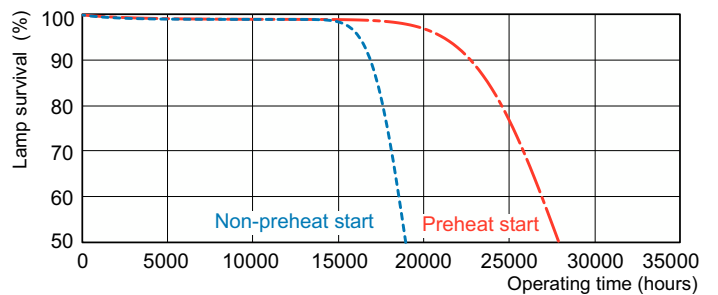
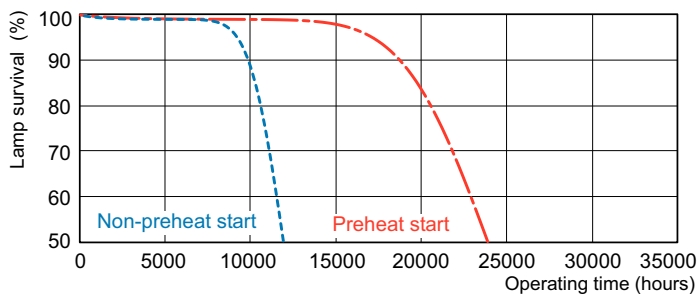
Product	D (max)	A (max)	B (max)	B (min)	C (max)
MASTER TL5 HE 35W/840 SLV/40	17 mm	1,449.0 mm	1,456.1 mm	1,453.7 mm	1,463.2 mm

Photometric data



Spectral Power Distribution Colour - MASTER TL5 HE 35W/840 SLV/40

Lifetime



Life Expectancy Diagram - MASTER TL5 HE 35W/840 SLV/40

Life Expectancy Diagram - MASTER TL5 HE 35W/840 SLV/40

MASTER TL5 High Efficiency

Lifetime



Lumen Maintenance Diagram - MASTER TL5 HE 35W/840 SLV/40

