

# XA2EVM5LC

Easy Harmony XA2E, Monolithic pilot light, plastic, amber, Ø22, integral LED, screw clamp terminals, 220...230 V AC, anti interference



## Main

Range of product	Easy Harmony XA2
Product or component type	Monolithic pilot light
Device short name	XA2
Mounting diameter	22.5 mm
Shape of signaling unit head	Round
Cap/operator or lens colour	Amber
Light source	LED
Bulb base	Integral LED
[Us] rated supply voltage	220...230 V AC 50/60 Hz

## Complementary

Terminals description ISO n°1	(X1-X2)PL
Device mounting	Fixing hole 22.3 +0.4/0 conforming to EN/IEC 60947-5-1
Fixing center	>= 30 x 40 mm (support panel) metal - thickness: 1...6 mm >= 30 x 40 mm (support panel) plastic - thickness: 2...6 mm
Fixing mode	Fixing nut beneath head recommended torque: 2.2 N.m (+/- 0.2 N.m)
Marking	CE CCC
Connections - terminals	Screw clamp terminals, <= 2 x 1.5 mm <sup>2</sup> with cable end conforming to EN/IEC 60947-1 Screw clamp terminals, 1 x 0.5...1 x 2.5 mm <sup>2</sup> without cable end conforming to EN/IEC 60947-1
Tightening torque	0.8...1 N.m conforming to EN 60947-1
Shape of screw head	Cross compatible with Philips No 2 screwdriver Slotted compatible with flat Ø 4 mm screwdriver Slotted compatible with flat Ø 5.5 mm screwdriver
[Ui] rated insulation voltage	400 V (pollution degree 3) conforming to EN/IEC 60947-1
[Uimp] rated impulse withstand voltage	6 kV conforming to EN/IEC 60947-1
Signalling type	Steady
Supply voltage limits	0.8...1.2 V AC
Current consumption	<= 20 mA
Service life	40000 h at rated voltage and 25 °C
Height	29 mm
Width	29 mm
Depth	53 mm
Product weight	0.02 kg

The information provided in this documentation contains general descriptions and/or technical characteristics of the performance of the products contained herein. This documentation is not intended as a substitute for and is not to be used for determining suitability or reliability of these products for specific user applications. It is the duty of any such user or integrator to perform the appropriate and complete risk analysis, evaluation and testing of the products with respect to the relevant specific application or use thereof. Neither Schneider Electric Industries SAS nor any of its affiliates or subsidiaries shall be responsible or liable for misuse of the information contained herein.

## Environment

Ambient air temperature for storage	-40...70 °C
Ambient air temperature for operation	-25...70 °C
Overvoltage category	Class I conforming to IEC 536
Standards	IEC 60947-5-1 IEC 60947-1 GB 14048.5 GB 14048.1 IEC 60529 IEC 50102
Product certifications	CCC CE
IP degree of protection	IP65
IK degree of protection	IK05
Vibration resistance	5 gn (f= 12...500 Hz) conforming to IEC 60068-2-6
Shock resistance	30 gn (duration = 11 ms) for half sine wave acceleration conforming to IEC 60068-2-27

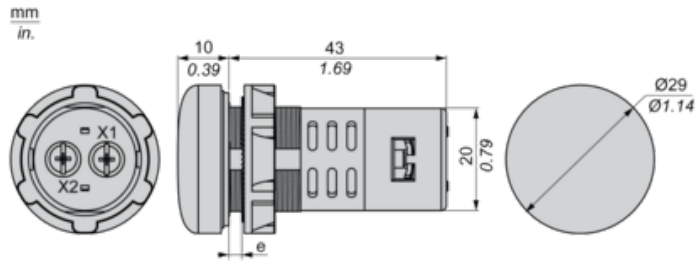
## Packing Units

Unit Type of Package 1	PCE
Number of Units in Package 1	1
Package 1 Height	5.300 cm
Package 1 Width	2.900 cm
Package 1 Length	2.900 cm
Package 1 Weight	21.000 g
Unit Type of Package 2	BB2
Number of Units in Package 2	10
Package 2 Height	6.600 cm
Package 2 Width	20.400 cm
Package 2 Length	23.000 cm
Package 2 Weight	210.000 g
Unit Type of Package 3	S02
Number of Units in Package 3	160
Package 3 Height	15.000 cm
Package 3 Width	30.000 cm
Package 3 Length	40.000 cm
Package 3 Weight	5.800 kg

## Offer Sustainability

Sustainable offer status	Green Premium product
REACH Regulation	<a href="#">REACH Declaration</a>
REACH free of SVHC	Yes
EU RoHS Directive	Pro-active compliance (Product out of EU RoHS legal scope) <a href="#">EU RoHS Declaration</a>
Toxic heavy metal free	Yes
Mercury free	Yes
China RoHS Regulation	<a href="#">China RoHS Declaration</a>
RoHS exemption information	<a href="#">Yes</a>
Environmental Disclosure	<a href="#">Product Environmental Profile</a>
Circularity Profile	<a href="#">End Of Life Information</a>
WEEE	The product must be disposed on European Union markets following specific waste collection and never end up in rubbish bins

Dimensions



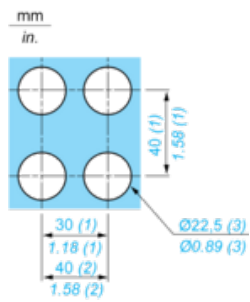
e : Clamping thickness: 1 to 6 mm/0.04 to 0.24 in.

---

Mounting

---

Diameter of Finished Fixing Holes

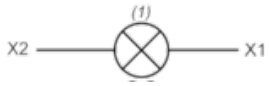


- (1) Minimum value.  
(2) 40 mm/1.58 in. for Emergency switching off pushbutton only.  
(3) Standard value: Ø 22.3 (0; + 0.4) mm/Ø 0.88 (0; + 0.02) in.

---

## Wiring Diagram

---



(1) LED