

## Raccordi a tasca da saldare - Socket welding fittings



**Gomiti 90°**  
90° Elbows



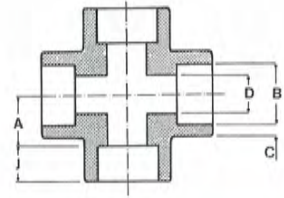
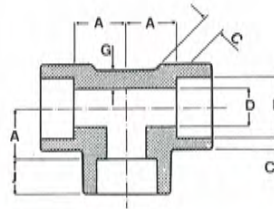
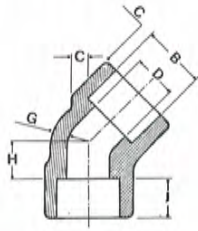
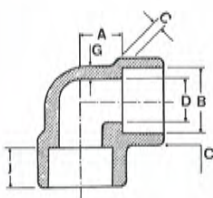
**Gomiti 45°**  
45° Elbows



**Tee**  
Equal tees



**Croci**  
Crosses



Ø NOMINALE PIPE SIZE		1/8	1/4	3/8	1/2	3/4	1	1 1/4	1 1/2	2	2 1/2	3	4
DIAM. TASCA SOCKET BORE	B MAX.	10.90	14.35	17.80	21.95	27.30	34.05	42.80	48.90	61.35	74.20	90.15	115.80
	MIN.	10.65	14.10	17.55	21.70	27.05	33.80	42.55	48.65	61.10	73.80	89.80	115.45
PROF. TASCA DEPTH SOCKET	J MIN.	10	10	10	10	13	13	13	13	16	16	16	19
<b>3000 LBS</b>	D MAX.	7.6	10.0	13.3	16.6	21.7	27.4	35.8	41.7	53.5	64.2	79.5	103.8
	MIN.	6.1	8.5	11.8	15.0	20.2	25.9	34.3	40.1	51.7	61.2	76.4	100.7
	C MAX.	3.2	3.8	4.0	4.65	4.90	5.70	6.05	6.35	6.95	8.75	9.50	10.70
	MIN.	3.2	3.3	3.5	4.10	4.25	5.00	5.3	5.55	6.05	7.65	8.30	9.35
	G MIN.	2.4	3	3.2	3.75	3.90	4.55	4.85	5.10	5.55	7.0	7.60	8.55
<b>6000 LBS</b>	A MAX.	12	12	15	17	21	24	29	34	40	44	60	69
	MIN.	10	10	12	14	18	20	25	30	36	39	55	64
	H MAX.	9	9	9	13	14	16	19	23	27	31	34	44
	MIN.	7	7	7	10	11	12	15	19	23	27	29	39
	D MAX.	4.8	7.1	9.9	12.5	16.3	21.5	30.2	34.7	43.6	55.5	67.5	88.5
MIN.	3.2	5.6	8.4	11.0	14.8	19.9	28.7	33.2	42.1	54	66	87	
C MAX.	3.95	4.60	5.05	5.95	6.95	7.90	7.90	8.90	10.90	—	—	—	
	MIN.	3.45	4.00	4.35	5.20	6.05	6.95	6.95	7.80	9.50	—	—	—
G MIN.	3.15	3.70	4.0	4.80	5.55	6.35	6.35	7.15	8.75	—	—	—	
A MAX.	12	17	17	21	24	29	34	40	43	—	—	—	
	MIN.	10	13	14	18	21	25	30	36	39	—	—	—
H MAX.	9	9	13	14	16	19	23	27	31	—	—	—	
	MIN.	7	7	10	11	13	15	19	23	27	—	—	—