


LED PANEL LIGHT



DAMPA SERIES



Application

Office, Cabins, Passageways, Galleys, Cafeterias

Material

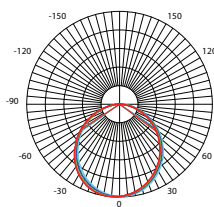
Marine grade aluminium alloy housing, come with PMMA light guide

Weight

3.1Kg (with driver)

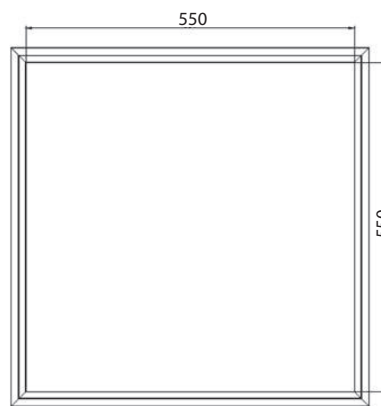
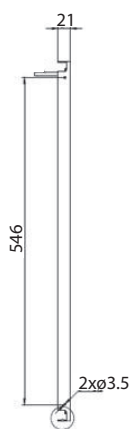
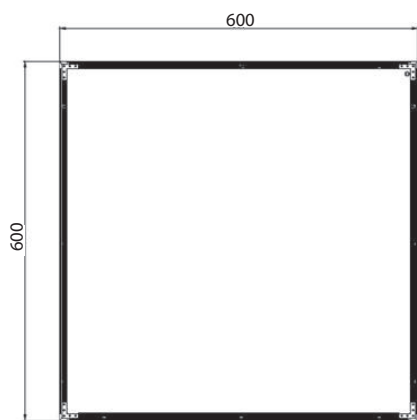
Key Features

- Easy installation, super slim design for recessed mount application
- High efficiency and with long service life of 50,000 hours @ 40°C (Ta)
- Safety, EMC and IEC compliance



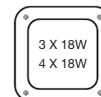
Height	AVR E	Diameter
1.00m	408.10lx	292.09cm
2.00m	102.10lx	584.18cm
3.00m	45.10lx	876.27cm
4.00m	25.10lx	1168.36cm
5.00m	16.10lx	1460.45cm

Angle: 111.2°



TECHNICAL SPECIFICATIONS

IP 20



Ideal Replacement:

BH Code	Type	IP Rating	Main Voltage	Power	CCT	CRI Index	Ambient Temp	System Lumen
LADP600600A	DP600600A	IP20	100V - 240V AC	46W	4000K	80	-20°C ~ +40°C	4600lm
LADPW600600A	DPW600600A	IP44	100V - 240V AC	46W	4000K	80	-20°C ~ +40°C	4600lm

Also available in other CCT.

