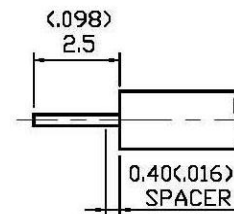
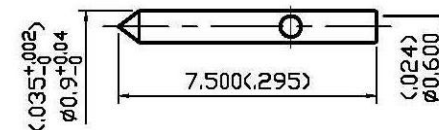
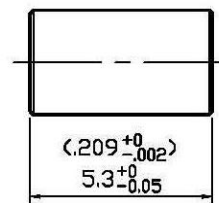
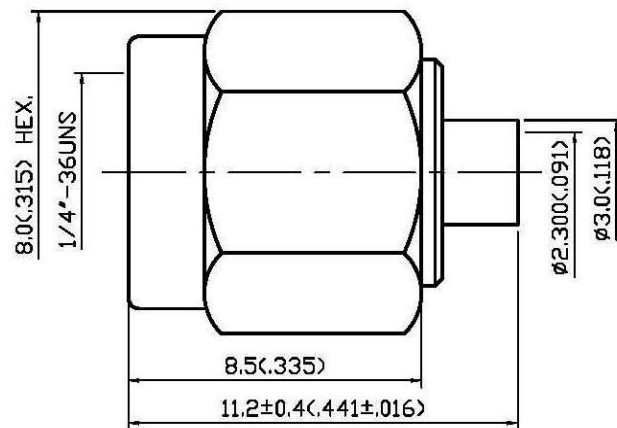


NO	DESCRIPTION	DATE
△	DEL PROOF VOLTAGE WORKING VOLTAGE → VOLTAGE RATING	11.22.12'
△	ADD RG405	03.11.14'



STRIPPING DIMENSION

**1.0 ELECTRICAL**

- 1.1 FREQUENCY RANGE: DC-18 GHz
- 1.2 NOMINAL IMPEDANCE: 50 OHM
- 1.3 VOLTAGE RATING: 335 VOLTS MAX. △
- 1.4 VSWR: 1.214 MAX.

**2.0 MATERIALS**

- 2.1 BODIES: BRASS PER JIS-C3604
- 2.2 CENTER CONTACT: BRASS PER JIS-C3604
- 2.3 INSULATION: TEFLON PER ASTM D1457 AND ASTM D1710

**3.0 FINISHES AND OTHERS**

- 3.1 SEE BELOW TABLE FOR DETAILS.

**4.0 MECHANICAL**

- 4.1 INTERFACE IN ACCORDANCE WITH: MIL-STD-348A
- 4.2 FOR USE WITH RG405 OR SIMILAR STYLE CABLE
- 4.3 CABLE ATTACHMENT: OUTER: SOLDER, INNER: SOLDER
- 4.4 RECOMMENDED COUPLING TORQUE: 3 TO 5 in-lbs

**5.0 ENVIRONMENTAL**

- 5.1 OPERATING TEMPERATURE RANGE: -85° C TO +165° C

APPROVED by \_\_\_\_\_ DATE: \_\_\_\_\_

NO	DESCRIPTION	MATERIAL	Q'TY	FINISH
6	CENTER CONTACT	BRASS	1	GOLD 50μ" MIN.
5	INSULATION	TEFLON	1	NONE
4	BODY	BRASS	1	GOLD 3μ" MIN.
3	WASHER	STAINLESS STEEL	1	NONE
2	GASKET	SILICONE	1	RED
1	SHELL	BRASS	1	GOLD 3μ" MIN.



DESCRIPTION		SMA STRAIGHT PLUG SOLDER								
製圖	DRAWN	TOLERANCE	品名	19-55-1	T.G.G	△RG405	日期	DATE	版次	REV.
	Yoko									
檢圖	CHECK	.XX	±0.1	單位	mm(in)	DWG.NO.	19-0179			
	Arc									
認定	APPROVAL	.XXX	±0.05	比例	SCALE					
	Angela									