



rspro.com




WIRING & CONNECTIVITY SELECTION GUIDE



CONTENTS

INTRODUCTION	3
CABLE TYPES	3
APPROVALS AND STANDARDS	4
TECHNICAL REFERENCES	5
WORKING ENVIRONMENTS	10
EQUIPMENT WIRES	11
CONTROL CABLES	12
POWER CABLES	13
COMMUNICATION CABLES	14
CABLE ASSEMBLIES	15



INTRODUCTION

RS PRO offer you an extensive selection of cables, connectors and accessories for every wiring and connectivity application and environment. High quality, professionally approved products, and a wide choice make the RS PRO range the perfect solution for your every need.

Cores


Single, designed for the internal cabling of electrical and electronic equipment. Used also for wiring within machines and control panels.

Multi, designed for a variety of power and control applications including household appliances, tools and fixed installations.

Screens

Screening protects a conductor from external interference or EMI and prevents radiation from the cable itself.

- Foiled, Braided, Foil-Braided, Shielded and Shielded-Foil



Conductors

Solid, suited to permanent and semi-permanent wiring due to resistance to flexing when compared with stranded wire.

Stranded, best suited where frequent flexing or vibration is more likely to occur.

Sheaths

Several options to meet all applications requirements.

PVC

- Excellent insulating properties
- Stable, robust, very durable
- Cost effective choice

Rubber

- Ideal for outdoor and wet environments
- Withstands rough treatment
- Abrasion proof

PTFE

- Used in high temperature applications
- Unaffected by most oils or fuels
- Certain types suitable for temperatures to 400°C

PE (HDPE/LDPE)

- Used extensively in communication cabling
- Excellent UV resistance

LSZH Low Smoke Zero Halogen

- Preferred type for populated or enclosed areas
- Used in trains, aircraft and shipping applications
- Suitable in areas of poor ventilation

EPR


- Offers good weathering stability
- Heat resistant to 160°C
- Durable and long lasting

PET

- Moisture resistant and tough
- Good chemical resistance
- Excellent mechanical, electrical and thermal properties

FEP

- Good weather resistance
- Low flammability
- Good temperature stability



RS PRO cables offering is manufactured according to relevant national, international, and industry standards that a cable must meet, and complies with a number of legislative and regulatory requirements.

APPROVALS AND STANDARDS



BASEC: The British Approvals Service for Cables in an independent testing and approvals body for cable and wire. BASEC certification ensures a product meets its claimed national and international standards.



UL: A UL Listed cable or wire indicates that product samples have passed safety requirements set by the safety and certification company, Underwriters Laboratories. UL is an internationally recognised standard.

DEF STAN: A cable marked as meeting a Defence Standard (DEF STAN) will be of a high grade and high specification for us by the MoD, specifically for aircraft and military applications.

Mil Spec: A cable or wire which complies with Mil Spec (Military Specification) means it is approved for United States military use. Mil Spec can also apply to products other than cables, such as connectors.

RoHS: The Restriction of Hazardous Substances Directive specifies maximum limits of certain hazardous substances in electrical and electronic products. Cable and wire is included in this.



REACH: REACH is an acronym of Registration, Evaluation, Authorisation and Restriction of Chemicals. As a European regulation designed to protect human health from the risks posed by chemicals, REACH is applicable to cables and wires by the production and use of chemicals in the sheath and other parts.

EUROCLASS - AN EXPLANATION

CPR - The construction Products Regulation



What is CPR?

The Construction Products Regulation (CPR) European legislation affecting products used in fixed installations in buildings and construction.

- Is an assessment on how cables react in the event of fire. Provides a common language across Europe to aid purchasing decisions.
- Assessed against European Standard EN 50575:2018.
- In effect for electrical cables since 1st July 2017.
- Will continue to apply to the UK after 1st January 2021.
- Importantly, CPR doesn't override any other national or international standards or attempt to harmonise building codes. Each European country sets its own requirements over and above compliance.

Since 1st July 2017 the CPR covers all construction cables to be used in fixed installations, sold in the EU.

Effectuated products are tested, given a Euroclass rating in accordance with its 'Reaction to fire', a declaration of performance is issued (DOP) and a new CE mark is given on the packaging.

Note: Fire resistant cables are excluded from CPR until the product standard for 'Resistance to Fire' is issued.

UKCA



Conformity Assessed (UKCA) marking is a certification mark that indicates conformity with the applicable requirements for products sold within Great Britain.

UKCA marking will only apply to products placed on the market in Great Britain. In Northern Ireland, CE marking will continue to be recognised.

HARMONISED REFERENCES

The Harmonised reference system, commonly known as HAR, indicates products which conform to a European Harmonisation Standard as set out by CENELEC, the leading European standardisation organisation. CENELEC is technologically neutral and aims to improve standards and quality across Europe, allowing the trade of common standard product.

HAR cables have a designation code system conforming to the norms set out in harmonisation documents HD 361 and DIN VDE 0292.

TRIRATED

The triple rating of

- BS6231 (UK)
- CSA TEW (Canada)
- UL style 1015, 1028 or 1283 (America)

makes it compatible across many markets, for applications including high voltage wiring within electrical cabinets, switchgear wiring, rectifier equipment and motor starter circuitry.



AWG vs mm²

AWG NUMBER	CABLE CROSS SECTION IN MM ²	OUTER DIAMETER Ø MM	CONDUCTOR RESISTANCE IN OHM/KM	MAX CURRENT AMP
1000 MCM	507	29.3	0.036	-
900	456	27.8	0.04	-
750	380	25.4	0.048	-
600	304	22.7	0.061	-
550	279	21.7	0.066	-
500	253	20.7	0.07	-
450	228	19.6	0.08	-
400	203	18.5	0.09	-
350	177	17.3	0.1	-
300	152	16	0.12	-
250	127	14.6	0.14	-
4/0	107.2	11.68	0.18	302
3/0	85	10.4	0.23	239
2/0	67.4	9.27	0.29	190
0	53.4	8.25	0.37	150
1	42.4	7.35	0.47	119
2	33.6	6.54	0.57	94
3	26.7	5.83	0.71	75
4	21.2	5.19	0.91	60
5	16.8	4.62	1.12	47
6	13.3	4.11	1.44	37
7	10.6	3.67	1.78	30
8	8.34	3.26	2.36	24
9	6.62	2.91	2.77	19
10	5.26	2.59	3.64	15
11	4.15	2.3	4.44	12
12	3.31	2.05	5.41	9.3

AWG vs mm² Continued

AWG NUMBER	CABLE CROSS SECTION IN MM ²	OUTER DIAMETER Ø MM	CONDUCTOR RESISTANCE IN OHM/KM	MAX CURRENT AMP
13	2.63	1.83	7.02	7.4
14	2.08	1.63	8.79	5.9
15	1.65	1.45	11.2	4.7
16	1.31	1.29	14.7	3.7
17	1.04	1.15	17.8	2.9
18	0.823	1.024	23	2.3
19	0.653	0.912	28.3	1.8
20	0.519	0.812	34.5	1.5
21	0.412	0.723	44	1.2
22	0.324	0.644	54.8	0.92
23	0.259	0.573	70.1	0.73
24	0.205	0.511	89.2	0.58
25	0.163	0.455	111	0.46
26	0.128	0.405	146	0.36
27	0.102	0.361	176	0.29
28	0.0804	0.321	232	0.23
29	0.0646	0.286	282	0.18
30	0.0503	0.255	350	0.14
31	0.04	0.227	446	0.11
32	0.032	0.202	578	0.09
33	0.0252	0.18	710	0.07
34	0.02	0.16	899	0.06
35	0.0161	0.143	1125	0.04
36	0.0123	0.127	1426	0.04
37	0.01	0.113	1800	0.03
38	0.00795	0.101	2255	0.02
39	0.00632	0.0897	2860	0.02
40	-	-	-	0.01













EU & UK

IEC Color Code for most of the European Union (UK from 2004).

Function	IEC Code for most of European Union	UK (New Code as per IEC)	UK (Old Code)
Three Phase Line (L1)			
Three Phase Line (L2)			
Three Phase Line (L3)			
Neutral (N)			
Protective Earth or Ground (PE)			
Single Phase Line			

US NEC

United States National Electrical Code.

Function	Colour Code (for 120/ 208/240V)	Colour Code (for 277/480V)
Three Phase Line (L1)		
Three Phase Line (L2)		
Three Phase Line (L3)		
Neutral (N)		
Protective Earth or Ground (PE)	 	
Single Phase Line		

Designation code cables according to VDE 0281/0282

H 05 V V C4 F 4 G 0.75
 1 2 3 4 - 5 6 7 8 9

1. Relationship to Standards

- H** Harmonised Type (HAR)
- A** Authorised National Standards

2. Nominal Voltage

- 01** 100V
- 03** 300/300V
- 05** 300/500V
- 07** 450/750V

3. Insulating Materials

- | | |
|------------------------------|--------------------------------------|
| V PVC | E PE |
| V2 PVC (90°C) | R Natural or synthetic rubber |
| V3 PVC cold-resistant | S Silicon rubber |
| B EPR-rubber (90°C) | X XLPE |
| G EVA | Z LSOH -compound |

4. Sheathing Materials

- | | |
|---|--|
| V PVC | N4 chloroprene rubber heat-resistant |
| V2 PVC (90°C) | N8 chloroprene rubber (water-resistant) |
| V3 PVC cold-resistant | J glass fibre braid |
| V4 PVC cross-linked | T textil braid |
| V5 PVC oil-resistant | T6 textil over each core |
| R natural or synthetic rubber | Q polyurethan (PUR) |
| N chloroprene rubber | Q4 polyamide |
| N2 chloroprene rubber for welding cables | Z LSOH -compound |

5. Special Constructions

- C** concentric copper conductor
- C4** copper braided screen
- H** flat, divisible cords
- H2** flat, non divisible cords
- H6** flat, non divisible cords for elevators
- H7** two-layer insulating jacket
- H8** helical cord

9. Cross-sectional Size


8. Protective Conductor

- X** without green/yellow core
- G** with green/yellow core

7. Number of Cores

6. Conductor Form

- | | |
|---|---|
| U round, solid | H fine stranded (highly flexible) |
| R round, stranded | Y tensil conductor |
| K fine stranded, | D fine stranded for welding cables |
| F fine stranded (flexibel cords) | E fine stranded for welding cables (highly flexible) |



Power Cables

Designation code cables according to VDE 0250

N Y MH C Y -J 4 0.75
 1 2 3 4 5 6 7 x 8

1. Relationship to Standards

N according to VDE
(N)/X with reference to VDE

8. Cross-sectional Size

7. Number of Cores

2. Insulating Materials

Y PVC	G elastomer
4Y polyamide	2G silicon
5Y PTFE (teflon)	3G EPR-rubber
6Y FEP (teflon)	4G EVA
9Y polypropylen	5G polychloroprene
11Y polyurethan (PUR)	HX LSOH
2X XLPE	

6. Protective Conductor

-J with green/yellow core
-O without green/yellow core

5. Sheathing Materials


see insulation materials
P Polyurethan

3. Cable Description

A single-core	SL control/welding cable
D solid wire	S control cable
AF single-core, fine stranded	LS light control cable
F flexible wire for fittings	FL flat cable
L fluorescent tube cable	Si silicon cable
LH connecting cable for light mechanical load	Z twin cable
MH connecting cable for middle mechanical load	GL glass fibre
SH connecting cable for heavy mechanical load	Li stranded wires acc to. VDE 812
SSH connecting cable for special mechanical load	LiF fine stranded wires acc. to VDE 812

4. Special Constructions

T strength member
ö oil-resistant
u flame resistant
w heat/weather resistant
FE fire resistant
C screen
S steel wire armouring



Power Cables

Designation code cables according to VDE 0815-0816

J E - Y (St) Y 4 x 2 x 0.8 Bd
 1 2 - 3 4 5 6 x 7 x 8 9 10

1. Relationship to Standards

- A** outdoor cable
- G** mining cable
- J** installation cable
- L** equipment wire
- S** switch cable
- Li** equipment wire with fine stranded conductor

2. Additional specifications

- B** lightning protection
- J** Induktion protection
- E** Industry-electronics

3. Insulating Materials

- | | |
|-----------------------|-------------------------|
| Y PVC | 5Y PTFE (teflon) |
| 2Y PE | 6Y FEP (teflon) |
| 02Y cell-PE | 7Y ETFE (teflon) |
| 02YS foam-Skin | P paper |

4. Special Construction

- | | |
|--|---|
| F petrol jelly filler | W corrugated steel sheath |
| L aluminium sheath | M lead sheath |
| LD corrugated Al.-sheath | Mz special lead sheath |
| (L) laminated aluminium sheath | b amouring |
| (St) screen of plastic coated Al-foil | c jute jacket+ bituminous compound |
| (K) copper tape screen | E compound with embedded tape |
| (Z) steel wire amouring | |

6. Number of Elements

5. Sheathing Materials

see 3 Insulation materials

10. Stranding Layout

- Lg** stranding in layer
- Bd** stranding in unit

9. Type of Stranding

- F** star quad (railway)
- St** star quad with phantom circuit (long distance)
- St I** star quad (long distance)
- St III** star quad (subscriber line)
- TF** star quad for carrier frequency
- PiMF** pair in metal foil
- DIMF** triple in metal foil
- ViMF** quad in metal foil

8. Cross-sectional Size

7. Stranding Elements

- 1** single core
- 2** pair
- 4** quat




Communication Cables

WAREHOUSE



ELECTRICAL INSTALLATION



PRODUCTION LINE



OFFICE









What are they?

Hookup and equipment wires are insulated and flexible wiring with the sheathed cover of the wires generally made from PVC which ensure protection and insulation.

What are they used for?

Hook up wires are primarily used for low voltage applications as for example in control panel wiring, plugs, socket, computers, meters, auto-motives, and other electronics.

RANGE	SHEATH	AWG	OUTER DIAMETER	VOLTAGE RATING	COLOUR	REEL LENGTH
British Standard 	PVC	17 → 24	1.2 → 2.65mm	300 → 1000V	Black, Blue, Brown, Green, Grey, Orange, Pink, Red, Violet, White, Yellow, Green/Yellow, Yellow/Green	100m → 500m
Tinned Copper Wire 	PVC	18 → 24	1.58 → 2.79mm	300 → 600V	Black, Blue, Green, Red, White	100m
DEF STAN 	ETFE	12 → 24	1.15 → 2.99mm	600V	Black, White	100m
Harmonised 	PVC	13 → 20	2.4 → 4.1mm	300 → 750V	Black, Blue, Brown, Grey, Red, White, Yellow, Green/Yellow	100m
UL Standard 	PVC, PTFE, MPPE	12 → 28	0.9 → 4.2mm	150 → 600V	Black, Blue, Brown, Green, Grey, Orange, Purple, Red, White, Yellow	100m
Tri-Rated 	PVC	4 → 22	2.6 → 10.6mm	600 → 1000V	Black, Blue, Brown, Dark Blue, Green, Green/Yellow, Grey, Light Blue, Mid-blue, Orange, Pink, Purple, Red, White, Yellow	100m

[Go online for the full offer](#)

Related Products

CABLE MARKING



CABLE TIES



CIRCULAR CONNECTORS



HEAT-SHRINK & COLD-SHRINK SLEEVES



TERMINAL BLOCKS



WIRE TERMINAL & SPLICES



What are they?




Control cables features a multicore flex and tinned copper wire, with screened and shield version. Available in a wide range of core configurations and cross-sectional area sizes, with Harmonised colour code.

What are they used for?

CY: screened flexible control cables typically used in applications reliant on interference free transmission


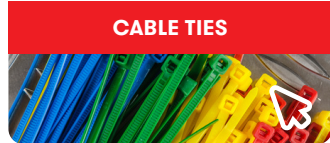










SY: armoured flexible control cable designed for measuring control under tough mechanical stresses.

YY: highly flexible unshielded multicore power and control cables.

RANGE	SHEATH	NO OF CORES	AWG	OUTER DIAMETER	VOLTAGE RATING	SCREEN/SHIELD	COLOUR	REEL LENGTH
 CY	PVC	2 → 18	13 → 26	4.1 → 15.6mm	300 → 500V	Braid, Tinned Copper Braid	Grey	50 → 100m
 SY	PVC	2 → 25	9 → 18	7.3 → 19.7mm	300 → 500V	Braid, Galvanised Steel	Grey	50m
 YY	PVC	2 → 15	9 → 24	3.7 → 20.8mm	300 → 500V	Galvanised Steel	Grey	25 → 100m

[Go online for the full offer](#)

Related Products





 CABLE GLANDS, STRAIN RELIEF & GROMMETS	 CABLE TIES	 CIRCULAR CONNECTORS	 HEAT-SHRINK & COLD-SHRINK SLEEVES	 TERMINAL BLOCKS	 WIRE TERMINAL & SPLICES
 ENCLOSURES	 CABLE, CONNECTOR & CRIMPING TOOLS	 TOOL KITS	 ELECTRICAL TEST EQUIPMENT	 DIGITAL MULTIMETERS	 WIRE STRIPPERS

What are they?

Electrical and mains power cables are available with solid or stranded conductors with a varying number of cores, voltage and current ratings as well as various sheathing materials.













What are they used for?

Electrical and mains power cables are present in almost all applications. Used to connect mains sockets, lighting, switches and more, electrical cords are essential to build an electrical infrastructure in any building.

RANGE	SHEATH	NO OF CORES	AWG	OUTER DIAMETER	VOLTAGE RATING	COLOUR	STANDARDS AVAILABLE	REEL LENGTH
 <p>Mains Power</p>	PVC, Rubber Silicone, TPE	1 → 7	9 → 20	3.2 → 19.1mm	300 → 1000V	Black, Blue, Brown, Green/Yellow, Grey, Orange, Red, Red/ Brown, White, Yellow	EN 50525-2-11, EN 50525-2-21, H03VV-F, H03VVH2-F, H05RR-F, H05VV-F, H05Z1Z1-F, H07BN4-F, H07RN-F, H07V-K, H07ZZ-F	25 → 100m
 <p>Armoured Cables (SWA)</p>	PVC+SWA (Steel Wire Armoured)	2 → 5	5 → 15	12.6 → 26.3mm	600 → 1000V	Black	BASEC	50m
 <p>Conduit & Trunking Cables</p>	LSZH, PVC	1	2 → 15	2.7 → 11.3mm	450 → 750V	Black, Blue, Brown, Green/Yellow, Grey, Orange, Purple, Red, White	H07V-R, H07V-U, H07Z-R, H07V-R, H07V-U, H07Z-R	50 → 100m
 <p>Multicore Industrial Cables</p>	PE, PVC, XLPE	2 → 36	9 → 30	2.4 → 22.8mm	250 → 1000V	Black, Green Grey White	BASEC, Defence Standard 61-12 Part 4, Defence Standard 61-12 Part 5, Euroclass Eca	25 → 500m

[Go online for the full offer](#)

Related Products

 <p>CABLE GLANDS, STRAIN RELIEF & GROMMETS</p>	 <p>CABLE ACCESSORIES</p>	 <p>INDUSTRIAL POWER CONNECTORS</p>	 <p>HEAVY DUTY POWER CONNECTORS</p>	 <p>TERMINAL BLOCKS</p>	 <p>WIRE TERMINAL & SPLICES</p>
 <p>ENCLOSURES</p>	 <p>CABLE, CONNECTOR & CRIMPING TOOLS</p>	 <p>TOOL KITS</p>	 <p>ELECTRICAL TEST EQUIPMENT</p>	 <p>INDUSTRIAL EXTENSION LEADS</p>	 <p>WIRE STRIPPERS</p>





What are they?


Network cables are used to connect and transfer data and information between computers, routers, switches and storage area networks. From Cat5 to Cat8, from fibre optic to coaxial, these cables are essentially the carrier or media through which data flows.

What are they used for?

Network cables are used to connect various network hardware via Ethernet connection. Ethernet cables can be used either as patches for simply connecting a computer sharing a printer, or fixed industrial installation.







RANGE	SHEATH	NO OF CORES	AWG	OUTER DIAMETER	VOLTAGE RATING	COLOUR	STANDARDS AVAILABLE	REEL LENGTH
 Twisted & Multipair Industrial Cable	PVC, LSZH (Shield: Foil, Tinned Copper Braid)	1 → 19 (pairs)	18 → 24	2.4 → 11.5mm	300 → 600V	Blue, Grey, White	CE, CSA Certified, CSA FT4, EN 2235, EN 2714-013, EU Low Voltage Directive 2006/95/EC, Euroclass Eca, FAR 25-869, RS 232, UL, UL 2919	50 → 500m

RANGE	SHEATH	CATEGORY	MAX BANDWIDTH	MAX TRANSMISSION SPEED AT 100M	SHIELD TYPE	COLOUR	CONNECTOR TYPE	REEL LENGTH
 LAN Cables	PVC, LSZH, PE	Cat5, Cat5e, Cat6, Cat6a, Cat7, Cat7a, Cat8	250 → 2000MHz	10/100Mbps/100MHz (Cat5) 1Gbps/100MHz (Cat5a) 1Gbps/250MHz (Cat6) 10Gbps/500MHz (Cat6a) 10Gbps/600MHz (Cat7) 40Gbps/2000MHz (Cat8)	F/UTP, FTP, S/FTP, U/UTP, UTP	Black, Blue, Green, Grey, Orange, Purple, Red, White, Yellow	Unterminated, RJ45	1 → 500m

RANGE	CONDUCTOR TYPE	TERMINATION	COAX TYPE	OUTER DIAMETER	VOLTAGE RATING	COLOUR	IMPEDANCE	REEL LENGTH
 Coaxial Cables	Solid, Stranded	Terminated, Unterminated, BNC, SMA, SMB, NCX, N	CT, KX, RF, RG, RGW, Twin RG, URM	1.1 → 10.8mm	170 → 1000V	Black, Brown, Green, Grey, White	50 → 93Ω	1 → 500m

Related Products

[Go online for the full offer](#)

 <p>CABLE TIES</p>	 <p>HEAT-SHRINK & COLD-SHRINK SLEEVES</p>	 <p>CIRCULAR CONNECTORS</p>	 <p>CABLE, CONNECTOR & CRIMPING TOOLS</p>	 <p>WIRE STRIPPERS</p>	 <p>NETWORK TEST & MEASUREMENT</p>
---	--	---	--	---	---

What are they?

Cable assemblies are cables that are terminated with connectors at either both ends or single end depending upon the application and they are ready to be installed simply plugging them in.

What are they used for?

Cable assemblies are widely used from building maintenance to industrial environment, from office to home. Cable assemblies deliver a fast and easy solution for electrical, power and communication applications.

**Industrial Automation
Cable Assemblies**



**Extension Leads &
Cables Reels**



LAN Cable Assemblies



Power Cable Assemblies




**Computer Cable
Assemblies**



HDMI Cable Assemblies



Jack Cable Assemblies



XLR Cable Assemblies



RS PRO products are audited against demanding international standards, inspected for durability and consistency and tested by leading engineers.

Only when products have been through this process are they awarded our seal of approval, quality that can be trusted. Confidence in this process is reflected in our long product warranties, proof that our products will consistently deliver the quality you expect for a long time to come.

