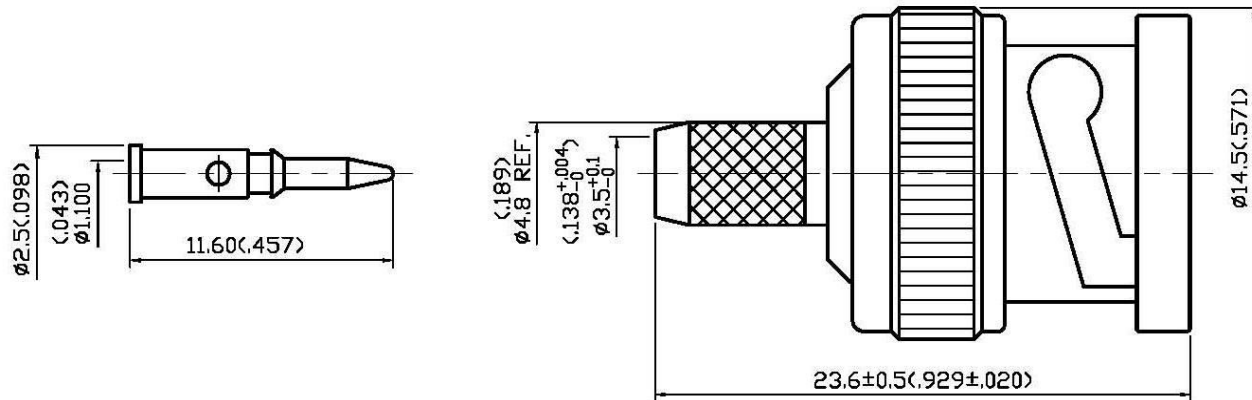


NO	DESCRIPTION	DATE
⚠	BACKGROUND FORMAT UPDATED	08.16.10'
⚠	WORKING VOLTAGE → VOLTAGE RATING DEL. PROOF VOLTAGE	09.11.15'



1.0 ELECTRICAL

- 1.1 FREQUENCY RANGE: DC-4 GHz
- 1.2 NOMINAL IMPEDANCE: 50 OHMS
- 1.3 VOLTAGE RATING: 500 VOLTS MAX. ⚠

2.0 MATERIALS

- 2.1 BODIES: BRASS PER JIS-C3604
- 2.2 CENTER CONTACT: BRASS PER JIS-C3604
- 2.3 INSULATION: TEFLON PER ASTM D1457 AND ASTM D1710
- 2.4 CRIMP FERRULE: BRASS PER JIS-C2700

3.0 FINISHES AND OTHERS

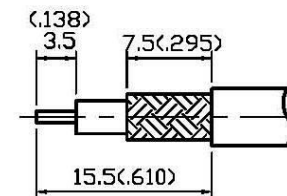
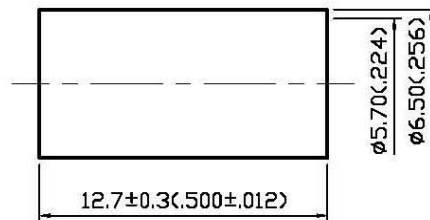
- 3.1 SEE BELOW TABLE FOR DETAILS.

4.0 MECHANICAL

- 4.1 FOR USE WITH H551014 OR SIMILAR STYLE CABLE
- 4.2 CABLE ATTACHMENT: OUTER: CRIMP, INNER: SOLDER/CRIMP
- 4.3 CRIMP SIZE REQUIRED: CONTACT: 1.8(.071) HEX. CRIMP TOOL
FERRULE: 5.6(.221) HEX. CRIMP TOOL

5.0 ENVIRONMENTAL

- 5.1 OPERATING TEMPERATURE RANGE: -20°C TO +80° C



STRIPPING DIMENSION
SCALE 2:1

9	CENTER CONTACT	BRASS	1	GOLD
8	CRIMP FERRULE	BRASS	1	NICKEL
7	SHELL	ZINC	1	NICKEL
6	INSULATION	TEFLON	1	NONE
5	GASKET	RUBBER	1	RED
4	WASHER	BRASS	1	NICKEL
3	SPRING WASHER	SK-5	1	NICKEL
2	WASHER	BRASS	1	NICKEL
1	BODY	BRASS	1	NICKEL 100 μ MIN.
NO	DESCRIPTION	MATERIAL	Q'TY	FINISH

APPROVED

by _____ DATE: _____



DESCRIPTION		BNC STRAIGHT PLUG CRIMP	
製圖	DRAWN Yoko	TOLERANCE	品名 13-10-1 T.G.Z H551014
檢圖	CHECK Jenny	單位	UNIT mm(In)
認定	APPROVAL Jenny	比例	SCALE 4:1
		DATE	06.11.92'
		版次	B-2
		DWG.NO.	13-0077
		TITLE	\ROHS COMPLIANT (50Ω)