



ENGLISH

**Datasheet**

# RS PRO POWER SUPPLY CORD

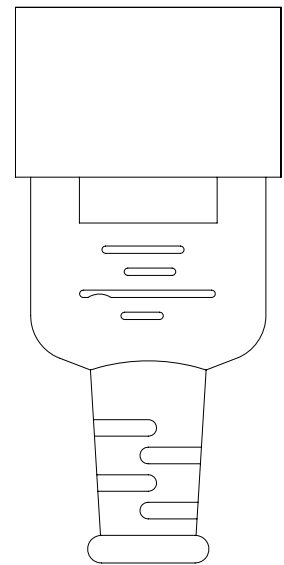
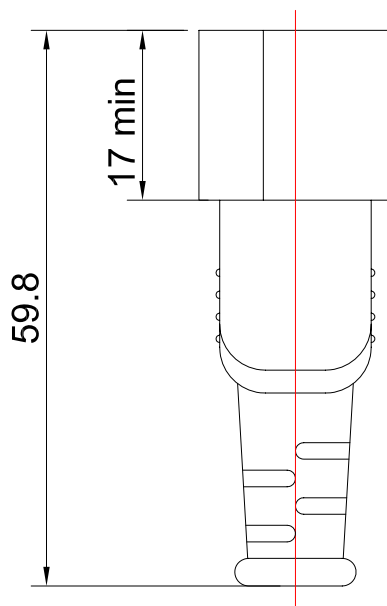
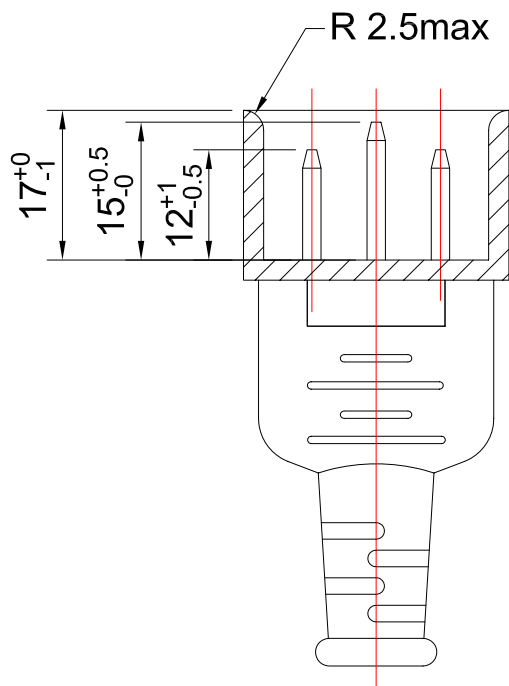
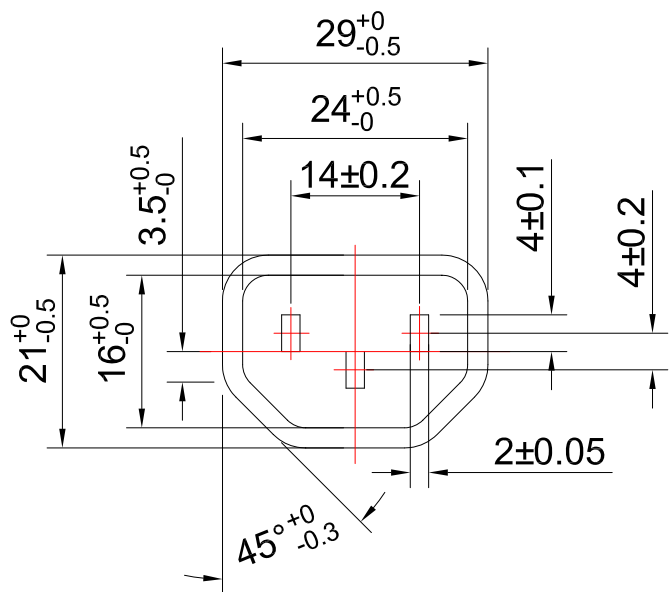
Stock No: 1230940



# CONTENT

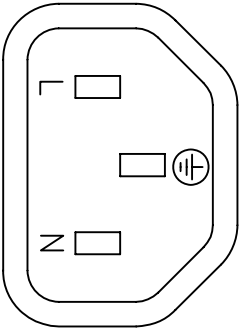
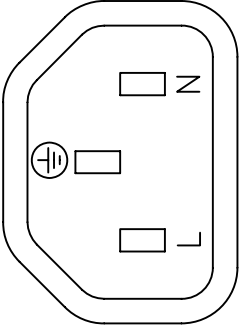
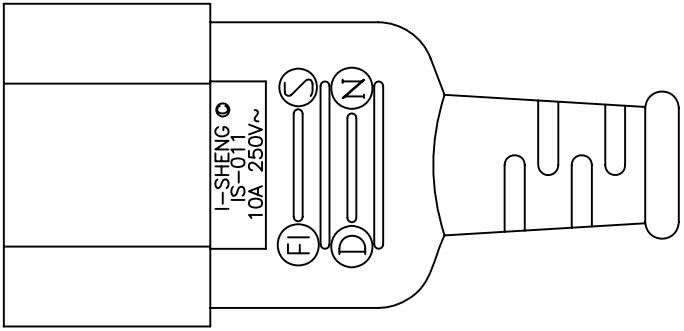
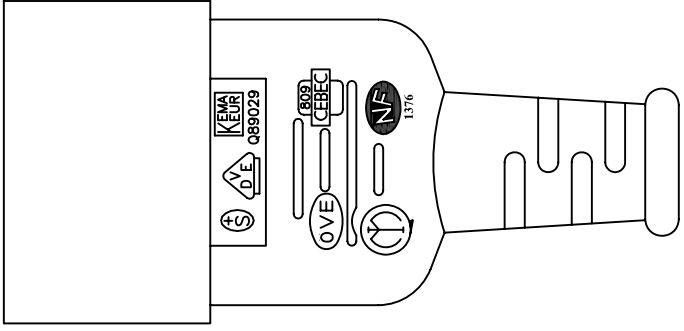






1. Finished Production Drawing
2. Plug Drawing
3. Connector Drawing
4. Product Specification
5. Characteristic
6. Safety Certification

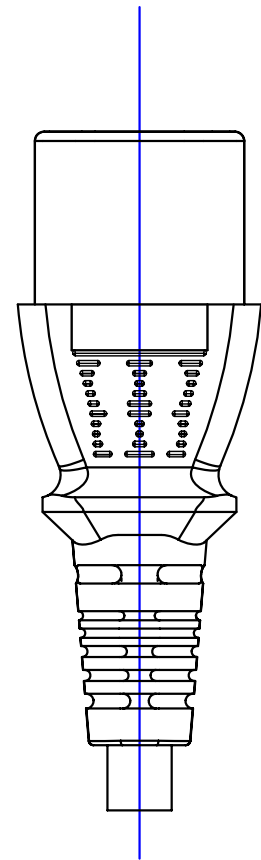
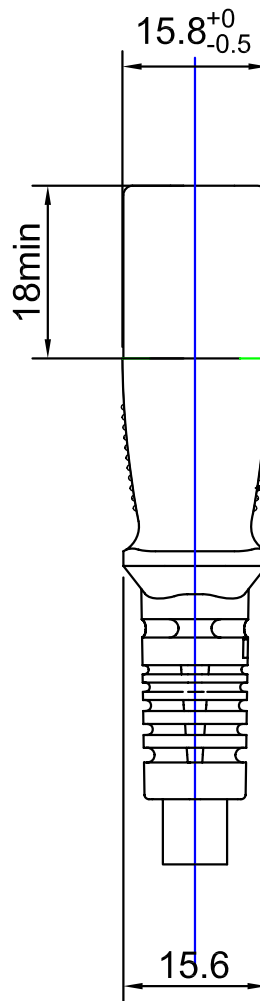
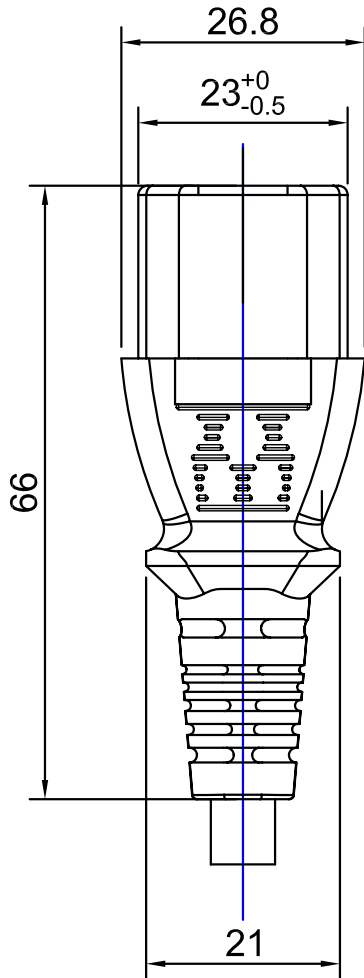
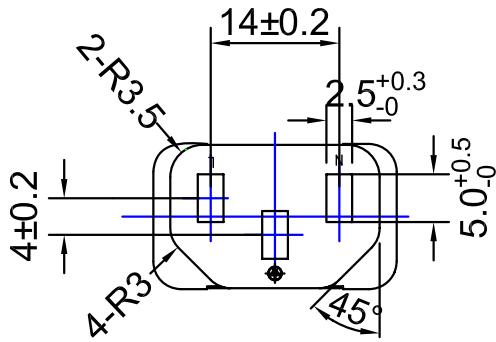




DWG. NAME	TYPE AND DIMENSIONS			TOLERANCE	
APPLY TO STANDARD	EUROPEAN APPROVAL POWER SUPPLY CORD				
ISSUE DATE	2005/04/28	REV.	C	≤ 1.0	±0.3
REVISE DATE	2009/07/29	UNIT	mm		
TYPE	IS-011	DWG. NO.	L11-13	≤ 10.0	±0.5
WIRE	H05VV-F 3X0.75~1.0				
	DESIGN BY	FANNY WANG		≤ 20.0	±1.0
	REVIEW BY	GERRY LAI			
	APPROVE BY	RYAN LAI		> 20.0	±2.0


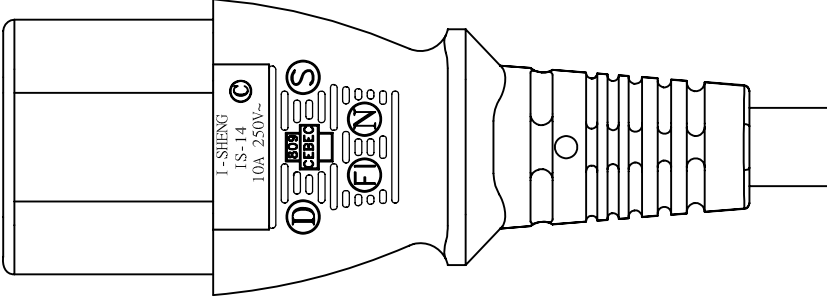

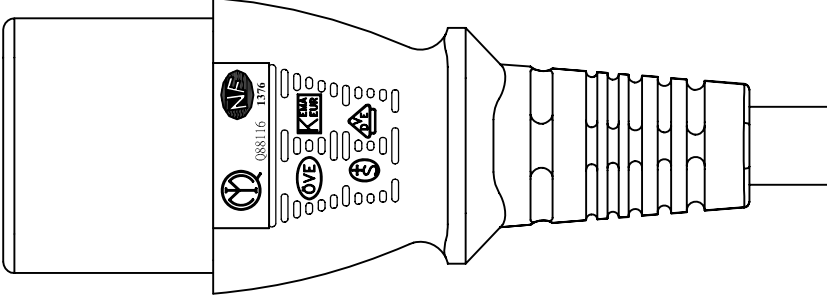
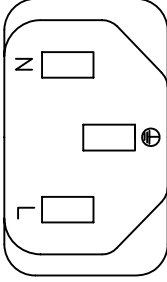
# MARKING

ISSUE 2007.01.18	STD. NAME EUROPE APPROVAL POWER SUPPLY CORD	FILE NO. L11-01-2		
REVISED B	CAT NO. IS-011 成品標識示意圖	PAGE 1		
         <p>1376</p>				
				
D. by	NI	C. by BOBOAN	A. by	YUN



DWG. NAME	TYPE AND DIMENSIONS			TOLERANCE	
APPLY TO STANDARD	EUROPE APPROVAL POWER SUPPLY CORD				
ISSUE DATE	2000/09/19	REV.	E	≤ 1.0	±0.3
REVISE DATE	2005/06/29	UNIT	mm	≤ 10.0	±0.5
TYPE	IS-14	DWG. NO.	L14-01	≤ 20.0	±1.0
WIRE	H05VV-F (0.75~1.0/3), H03VV-F (0.75/3)			> 20.0	±2.0
		DESIGN BY	FANNY WANG		
		REVIEW BY	GERRY LAI		
		APPROVE BY	RYAN LAI		

# MARKING

ISSUE 2011.04.21	STD. NAME EUROPE APPROVAL POWER SUPPLY CORD	FILE NO. L14-01-8
REVISED B	CAT NO. IS-14 成品標試示意圖	PAGE 1
<div style="display: flex; justify-content: space-around; align-items: center;"> <div style="text-align: center;"> <p>CEBEC MARKING:</p>  </div> <div style="text-align: center;">  </div> <div style="text-align: center;"> <p>LCIE MARKING:</p>  </div> <div style="text-align: center;">  </div> </div> <div style="text-align: center; margin-top: 20px;">  </div>		
	D. by NI	C. by BOBOAN A. by YUN



# SPECIFICATION

Rev. 1.0

Issued	2012/4/24	Description	File No.	X146C3016
Revised		IS-011+IS-14 H05VV-F 3G 1.0mm <sup>2</sup>	Page	1/1

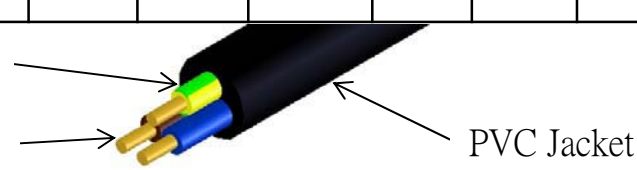
1. Scope :

This specification is applied to power supply cord conforming to:  
IEC 60227 IEC 60884-1 IEC 60320-1













2. Construction and dimensions:

In accordance with the following tables and attached drawings.

Item	Cat. No.	Rating		Approved No.
		A	V	
Plug	IS-011	10	250	As attachment
Connector	IS-14	10	250	As attachment

Flexible cord					H05VV-F 3G 1.0mm <sup>2</sup>			
Approved No.					As attachment			
Rating					300/500V 70°C			
Conductor		Insulation			Jacket			Conductor Resistance
Nominal (mm <sup>2</sup> )	Composition (pcs/mm)	Avg. Thickness (mm)	Min Thickness (mm)	Diameter (mm)	Avg. Thickness (mm)	Min Thickness (mm)	Diameter	Max 19.5 Ω/km at 20°C In case of dispute, Conductor resistance shall be the referee method.
1.0	32/ § 0.20+0,-0.015	0.6	0.44	§ 2.5±0.1	0.8	0.58	§ 6.9±0.2	
								Insulation Color
								Blue
								Brown
								Yellow/Green

3. Cable marking on the sheath:

Shenzhen: I-SHENG SGIS ◁VDE▷KEMA-KEUR  ◁ÖVE▷ △CEBEC 809    NF-USE 1346 IEMMEQU H05VV-F 3G 1.0mm <sup>2</sup> 60227 IEC 53 RVV 300/500V  A003083 3ASL/100 4V-75 V-75(75°C) 250/440V ORDINARY DUTY Q90033 -LF- 
Kunshan: I-SHENG KSIS ◁VDE▷KEMA-KEUR  ◁ÖVE▷ △CEBEC 809    NF-USE 1353 IEMMEQU H05VV-F 3G 1.0mm <sup>2</sup> 60227 IEC 53 RVV 300/500V  A041481 3ASL/100 4V-75 V-75(75°C) 250/440V ORDINARY DUTY Q90033 -LF- 



發行 ISSUED 2000.03.05	標準名稱 STD.NAME	SPECIFICATION	檔案編號 FILE NO
修訂 REVISED 2010.05.24	題目 TITLE	THE CHARACTERISTIC OF POWER SUPPLY CORD FOR EUROPE	SPEC-EU

Items 項目	Conditions 條件	Specification 規格
1 Insulation resistance 絕緣抵抗	The insulation resistance is measured with a d.c. voltage of approximately 500 V, the measurement being made 1 min after application of the voltage.	The insulation resistance shall be not less than 100 MΩ.
	Between all poles connected together and the body.  Between each pole in turn and all others, these being connected to the body.	
2 Electric strength 耐電壓	Testing transformer capacity (耐壓計容量) :500 VA or more Trip current(遮斷電流) :2mA frequency(周波數) :50/60 Hz Test time:1Min	No flashover or breakdown shall occur during the test.
	Between each contact in turn and the others connected together. <u>2800V</u> /1min.  Between the current-carrying contacts connected together and the body. <u>4000 V</u> /1 min.	
3 Moisture resistance 耐濕性	The humidity treatment is carried out in a humidity cabinet containing air with a relative humidity maintained between 91% and 95%. The temperature of the air, at all places where specimens can be located, is maintained within $\pm 1^{\circ}\text{C}$ of any convenient value $t^{\circ}\text{C}$ between $20^{\circ}\text{C}$ and $30^{\circ}\text{C}$ .  Before being placed in the humidity cabinet, the specimens are brought to a temperature between $t^{\circ}\text{C}$ and $(t+4)^{\circ}\text{C}$ .  The specimens are kept in the cabinet for - 168h (7 days) for connector with earthing contact and for appliance inlets with earthing contact, which are submitted as individual accessories, not incorporated in other equipment.	After this treatment, the specimen shall show no damage.
4 Polarity/Continuity	Line and neutral shall be test at 24V;shall be instantaneous	Without breakdown

發行 ISSUED 2000.03.05	標準名稱 STD.NAME	SPECIFICATION	檔案編號 FILE NO
修訂 REVISED 2010.05.24	題目 TITLE	THE CHARACTERISTIC OF POWER SUPPLY CORD FOR EUROPE	SPEC-EU

Items 項目	Conditions 條件	Specification 規格	Items 項目																		
5 Flexing test 屈曲強度	<p>The oscillating member is moved through an angle of 90° (45° on either side of the vertical), the number of flexings being 10,000 and the rate of flexing 60/min.</p> <p>Specimens with circular section flexible cables are turned through 90° in the oscillating member after 5 000 flexings; specimens with flat flexible cables are only bent in a direction perpendicular to the plane containing the axes of the conductors.</p>		no interruption of the current, no short circuit between conductors.																		
		<table border="1"> <thead> <tr> <th></th> <th>Load Weight (g)</th> <th>Angle <math>\theta(^{\circ})</math></th> <th>Optional direction (turns)</th> <th>Furthermore 90° rotational direction (turns)</th> <th>Rate of flexing per min (turns)</th> </tr> </thead> <tbody> <tr> <td>plug</td> <td>0.75mm<sup>2</sup>↓ 1020(10N) 1.0mm<sup>2</sup>↑ 2040(20N)</td> <td>45</td> <td>10000</td> <td>5000</td> <td>60</td> </tr> <tr> <td>connector</td> <td>0.75mm<sup>2</sup>↓ 1020(10N) 1.0mm<sup>2</sup>↑ 2040(20N)</td> <td>45</td> <td>20000</td> <td>10000</td> <td>60</td> </tr> </tbody> </table>			Load Weight (g)	Angle $\theta(^{\circ})$	Optional direction (turns)	Furthermore 90° rotational direction (turns)	Rate of flexing per min (turns)	plug	0.75mm <sup>2</sup> ↓ 1020(10N) 1.0mm <sup>2</sup> ↑ 2040(20N)	45	10000	5000	60	connector	0.75mm <sup>2</sup> ↓ 1020(10N) 1.0mm <sup>2</sup> ↑ 2040(20N)	45	20000	10000	60
		Load Weight (g)		Angle $\theta(^{\circ})$	Optional direction (turns)	Furthermore 90° rotational direction (turns)	Rate of flexing per min (turns)														
plug	0.75mm <sup>2</sup> ↓ 1020(10N) 1.0mm <sup>2</sup> ↑ 2040(20N)	45	10000	5000	60																
connector	0.75mm <sup>2</sup> ↓ 1020(10N) 1.0mm <sup>2</sup> ↑ 2040(20N)	45	20000	10000	60																

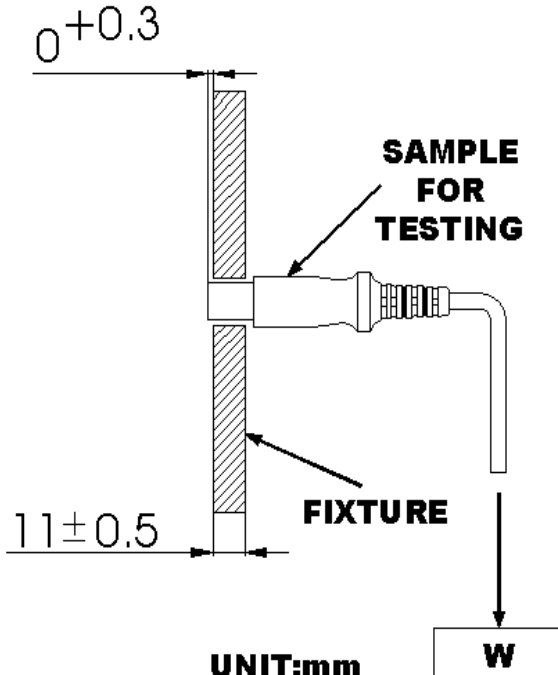
發行 ISSUED 2000.03.05	標準名稱 STD.NAME	SPECIFICATION	檔案編號 FILE NO
修訂 REVISED 2010.05.24	題目 TITLE	THE CHARACTERISTIC OF POWER SUPPLY CORD FOR EUROPE	SPEC-EU

Items 項目	Conditions 條件	Specification 規格
6 Breaking capacity 啓斷容量	<p>The connector and appliance inlet are connected and disconnected 50 times (100 strokes) at a rate of 30 strokes per minute. The length of a stroke of the test apparatus is between 50mm and 60mm.</p> <p>The periods during which the test current is passed from the connection to the subsequent disconnection of the accessories are 1.5(+0.5,-0)s.</p> <p>The test voltage is 275V, the test current is 1.25 times rated current and the power factor is at least 0.95 for 10A and 16A connectors and 0.6±0.05 for other connectors</p>	The specimen shall show no damage impairing its further use and the entry holes for the pins shall not show any serious damage.
7 Normal Operation 正常操作	<p>0,2 A connectors and the appliance inlet are connected and disconnected 2 000 times (4 000 strokes) without current flowing.</p> <p>Other connectors and the appliance inlet are connected and disconnected 1 000 times (2 000 strokes) at rated current and 3 000 times (6 000 strokes) without current flowing.</p>	No damage; The specimen can withstand the electric strength test with the voltage of 1500V.
8 Temperature rise 溫昇	<p>An alternating current of 1.25 times rated current is passed through the current-carrying contacts for 1h.</p> <p>For connectors with earthing contact, the current is then passed through one current-carrying contact and the earthing contact for 1h</p>	The temperature rise of pins, terminals and contacts shall not exceed 45k.

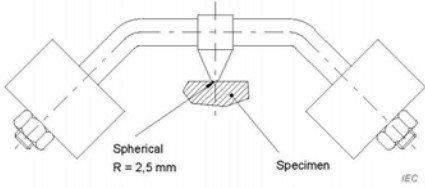
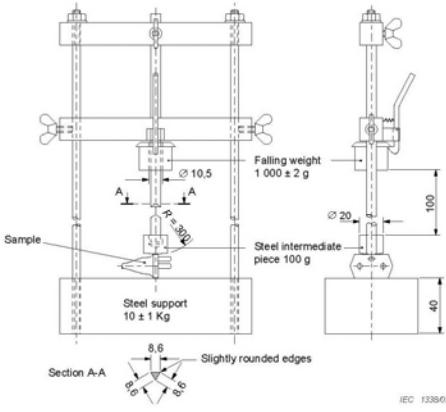
發行 ISSUED 2000.03.05	標準名稱 STD.NAME	SPECIFICATION	檔案編號 FILE NO
修訂 REVISED 2010.05.24	題目 TITLE	THE CHARACTERISTIC OF POWER SUPPLY CORD FOR EUROPE	SPEC-EU

9	Withdrawal force 引拔力	<p>Verification of the maximum withdrawal force The connector is inserted to the full depth into and withdrawn from the appropriate appliance inlet 10 times. It is then again inserted for a principal mass is such that it exerts a force equal to one-tenth of the maximum withdrawal force specified in the table and it shall be made in one piece and a supplementary.</p> <p>Verification of the minimum withdrawal force The test pin gauge is applied to each individual connector contact with the contact axes vertical and the gauge hanging vertically downwards. The total mass of the gauge shall be such as to exert the applicable force as show in table.</p> <table border="1" style="margin-left: auto; margin-right: auto;"> <thead> <tr> <th rowspan="3">Type of connector</th> <th colspan="3">Withdrawal force N ( kg )</th> </tr> <tr> <th colspan="2">Multi-pin gauge</th> <th rowspan="2">Single-pin gauge minimum</th> </tr> <tr> <th>Max</th> <th>Min</th> </tr> </thead> <tbody> <tr> <td>0.2A 2.5A 6A 10A</td> <td>50 ( 5.1 )</td> <td>10 ( 1.0 )</td> <td>1.5 ( 0.15 )</td> </tr> <tr> <td>16A</td> <td>60 ( 6.1 )</td> <td>15 ( 1.5 )</td> <td>2 ( 0.2 )</td> </tr> </tbody> </table>	Type of connector	Withdrawal force N ( kg )			Multi-pin gauge		Single-pin gauge minimum	Max	Min	0.2A 2.5A 6A 10A	50 ( 5.1 )	10 ( 1.0 )	1.5 ( 0.15 )	16A	60 ( 6.1 )	15 ( 1.5 )	2 ( 0.2 )	<p>After Verification of the maximum withdrawal force test. The principal mass is hung on the connector without jolting and the supplementary mass is allowed to fall from a height of 5 cm on to the principal mass. The connector shall not remain in the appliance inlet.</p> <p>After Verification of the minimum withdrawal force test. The test pin gauge is applied gently, and care is taken not to knock the assembly when checking the minimum withdrawal force. The gauge shall not fall from the contact assembly within 3 sec.</p>
Type of connector	Withdrawal force N ( kg )																			
	Multi-pin gauge			Single-pin gauge minimum																
	Max	Min																		
0.2A 2.5A 6A 10A	50 ( 5.1 )	10 ( 1.0 )	1.5 ( 0.15 )																	
16A	60 ( 6.1 )	15 ( 1.5 )	2 ( 0.2 )																	
10	Resistance to heat 耐熱試驗	<p>The test being made in a heating cabinet at a temperature of <math>100 \pm 2^{\circ}\text{C}</math>.</p> <p>The specimen is clamped between steel jaws, having a cylindrical face of 25mm radius, a width of 15mm and a length of 50mm. The corners are rounded with a radius of 2.5mm.</p> <p>The specimen is clamped in such a way that the jaws press against it in the area where it is gripped in normal use, the centre line of the jaws coinciding as nearly as possible with the centre of this area.</p> <p>The force applied through the jaws is 20N</p>	<p>After 1h, the jaws are removed and the specimen shall show no damage within the meaning of this standard.</p>																	

發行 ISSUED 2000.03.05	標準名稱 STD.NAME	SPECIFICATION	檔案編號 FILE NO
修訂 REVISED 2010.05.24	題目 TITLE	THE CHARACTERISTIC OF POWER SUPPLY CORD FOR EUROPE	SPEC-EU

Items 項目	Conditions 條件	Specification 規格
11 Resistance to Aging 老化試驗	<p>The specimens are suspended freely in a heating cabinet, ventilated by natural circulation. They are kept in the cabinet, which is maintained at a temperature of <math>80 \pm 2^{\circ}\text{C}</math>, for 168h (7 days).</p> <p>After the test are allowed to attain approximately ambient temperature and are then examined.</p> <p>They shall show no crack visible to the naked eye, nor shall the material have become sticky or greasy, this being judged as follows.</p> <p>1) A forefinger wrapped in a dry piece of rough cloth is pressed on the specimen with a force of 5N. 2) No traces of the cloth shall remain on the specimen and the material of the specimen shall not stick to the cloth.</p>	After this test, the specimen shall show no damage which would lead to non-compliance with this standard.
12 Bending strength of connector body 本體機械強度	<p>After the connector's point is fixed as shown in the figure below. Load of 10kg shall be applied vertically and slowly for 15 s.</p> 	After the test, the connector shall show no damage.

發行 ISSUED 2000.03.05	標準名稱 STD.NAME	SPECIFICATION	檔案編號 FILE NO
修訂 REVISED 2010.05.24	題目 TITLE	THE CHARACTERISTIC OF POWER SUPPLY CORD FOR EUROPE	SPEC-EU

<p>13 Ball pressure test 球壓測試</p>	<p>The sample is 2 mm wide, surrounding the phase and neutral pin entry holes of socket-outlets, shall be subjected to a ball-pressure test.</p> <p>The part under test shall be placed on a steel plate at least 3 mm thick and in direct contact with it.</p> <p>The surface of the part to be tested is placed in the horizontal position and the hemispherical tip of the test equipment is pressed against the surface with a force of 20 N.</p> <p>The test is made in a heating cabinet at a temperature of <math>(125 \pm 2) ^\circ\text{C}</math> for 1h. After 1 h the ball shall be removed from the specimen, which is then immersed within 10 s, in cold water for cooling down to approximately room temperature.</p>  <p style="text-align: center;">Spherical R = 2.5 mm</p> <p style="text-align: center;">Specimen</p> <p style="text-align: right;">IEC 1348/02</p> <p style="text-align: center;"><i>Dimensions in millimetres</i></p>	<p>The diameter of the impression caused by the ball is measured and shall not exceed 2 mm.</p>
<p>14 Impact test at Low temperature 低溫撞擊測試</p>	<p>The apparatus, positioned on a pad of sponge rubber 40 mm thick, is placed together with the specimens in a freezer at a temperature of <math>(-15 \pm 2) ^\circ\text{C}</math>, for at least 16 h.</p> <p>At the end of this period, each specimen, in turn, is placed in the normal position of use as shown in the figure below, and a weight is allowed to fall from a height of 100 mm. The mass of the falling weight is <math>(1\ 000 \pm 2) \text{ g}</math>.</p>  <p style="text-align: center;">Falling weight 1 000 ± 2 g</p> <p style="text-align: center;">Steel intermediate piece 100 g</p> <p style="text-align: center;">Steel support 10 ± 1 Kg</p> <p style="text-align: center;">Sample</p> <p style="text-align: center;">Section A-A</p> <p style="text-align: center;">8.6</p> <p style="text-align: center;">Slightly rounded edges</p> <p style="text-align: right;">IEC 1338/02</p> <p style="text-align: center;"><i>Dimensions in millimetres</i></p>	<p>After the test, the specimen shall show no damage within the meaning of this standard.</p>

# VDE Prüf- und Zertifizierungsinstitut

## ZEICHENGENEHMIGUNG MARKS APPROVAL

ist berechtigt, für ihr Produkt /  
*is authorized to use for their product*

**Geräteanschlußstecker, nichtwiederanschließbar**  
**Plug connector, non-rewirable**

die hier abgebildeten markenrechtlich geschützten Zeichen  
für die ab Blatt 2 aufgeführten Typen zu benutzen /  
*the legally protected Marks as shown below for the types referred to on page 2 ff.*



Geprüft und zertifiziert nach /  
*Tested and certified according to*

DIN EN 60320-1 (VDE 0625-1):2008-05; EN 60320-1:2001 + A1:2007  
DIN EN 60320-2-2 (VDE 0625 Teil 2-2):1999-09; EN 60320-2-2:1998

VDE Prüf- und Zertifizierungsinstitut GmbH  
*VDE Testing and Certification Institute*  
Zertifizierungsstelle / *Certification*

VDE Zertifikate sind nur gültig bei Veröffentlichung unter:  
*VDE certificates are valid only when published on:*

Aktenzeichen: 1276300-1550-0001 / 118699  
*File ref.:*

Ausweis-Nr. 40028393 Blatt 1  
*Certificate No. Page*

Weitere Bedingungen siehe Rückseite und Folgeblätter /  
*further conditions see overleaf and following pages*

Offenbach, 2009-09-18

<http://www.vde.com/zertifikat>  
<http://www.vde.com/certificate>

# VDE



Name und Sitz des Genehmigungs-Inhabers / Name and registered seat of the Certificate holder

Aktenzeichen / File ref.  
1276300-1550-0001 / 118699 / FG31 / E

Datum / Date  
2009-09-18

Dieses Blatt gilt nur in Verbindung mit Blatt 1 des Zeichengenehmigungsausweises Nr. 40028393.  
*This supplement is only valid in conjunction with page 1 of the Certificate No. 40028393.*

**Geräteanschlußstecker, nichtwiederanschließbar**  
**Plug connector, non-rewirable**

Typ(en) / Type(s):

**IS-011**

Bemessungsspannung AC 250 V  
*Rated voltage*

Bemessungsstrom 10 A  
*Rated current*

Polzahl 2-polig mit Schutzkontakt  
*Number of poles 2-pole with earthing contact*

Bauart Normblatt E  
*Kind of construction standard sheet E*

Kennzeichnung der Fertigungsstätte(n) 30006550: "C": Songgang Town; Baoan Area; Shenzhen  
*Marking of manufacturingplace(s)* 30006554: "K": Kun Shan City; Jiangsu; China

Produktinformation siehe Anlage Nr. 300 + 900  
*Product information see Appendix No. 300 + 900*

PAK Das Produkt entspricht den Anforderungen gemäß PAK-Dokument  
ZEK 01.2-08.

PAH *The product is in accordance with the requirements of*  
PAH-document ZEK 01.2-08.

Fortsetzung siehe Blatt 3 /  
*continued on page 3*



**VDE Prüf- und Zertifizierungsinstitut**  
**Zeichengenehmigung**

Ausweis-Nr. / Blatt /  
Certificate No. page  
40028393 3

Name und Sitz des Genehmigungs-Inhabers / *Name and registered seat of the Certificate holder*

Aktenzeichen / *File ref.*  
1276300-1550-0001 / 118699 / FG31 / E

Datum / *Date*  
2009-09-18

Dieses Blatt gilt nur in Verbindung mit Blatt 1 des Zeichengenehmigungsausweises Nr. 40028393.  
*This supplement is only valid in conjunction with page 1 of the Certificate No. 40028393.*

Dieser Zeichengenehmigungs-Ausweis bildet die Grundlage für die EG-Konformitätserklärung und CE-Kennzeichnung durch den Hersteller oder dessen Bevollmächtigten und bescheinigt die Konformität mit den genannten Normen im Sinne der **EG-Niederspannungsrichtlinie 2006/95/EG**.

*This Marks Approval is the basis for the EC Declaration of Conformity and the CE Marking by the manufacturer or his agent and shows the conformity with the said standards as defined by the **EC Low-Voltage Directive 2006/95/EC**.*

VDE Prüf- und Zertifizierungsinstitut GmbH  
*VDE Testing and Certification Institute*  
Fachgebiet FG31  
*Section FG31*

**VDE Prüf- und Zertifizierungsinstitut**  
**Zeichengenehmigung**

Ausweis-Nr. / Beiblatt /  
Certificate No. Supplement  
40028393

Name und Sitz des Genehmigungs-Inhabers / *Name and registered seat of the Certificate holder*

Aktenzeichen / *File ref.*  
1276300-1550-0001 / 118699 / FG31 / E

Datum / *Date*  
2009-09-18

Dieses Beiblatt ist Bestandteil des Zeichengenehmigungsausweises Nr. 40028393.  
*This supplement is part of the Certificate No. 40028393.*

**Geräteanschlußstecker, nichtwiederanschließbar**  
**Plug connector, non-rewirable**

**Fertigungsstätte(n)**  
**Place(s) of manufacture**

Referenz/*Reference*  
**30006550** I-Sheng Mfg (Song Gang) Factory  
Tang Xiayong Road  
Songgang Town  
518105 BAOAN AREA, SHENZHEN  
Guangdong  
CHINA

Referenz/*Reference*  
**30006554** I-Sheng Electronics  
(Kunshan) Co., Ltd.  
888 Tai Shan Road  
Kunshan Development Zone  
215300 KUNSHAN CITY  
Jiangsu  
CHINA

VDE Prüf- und Zertifizierungsinstitut GmbH  
*VDE Testing and Certification Institute*  
Fachgebiet FG31  
*Section FG31*

# VDE Prüf- und Zertifizierungsinstitut

## Zeichengenehmigung

Ausweis-Nr. / Infoblatt /  
Certificate No. Info sheet  
40028393

Name und Sitz des Genehmigungs-Inhabers / *Name and registered seat of the Certificate holder*

Aktenzeichen / *File ref.*  
1276300-1550-0001 / 118699 / FG31 / E

Datum / *Date*  
2009-09-18

Dieses Blatt gilt nur in Verbindung mit Blatt 1 des Zeichengenehmigungsausweises Nr. 40028393.  
*This supplement is only valid in conjunction with page 1 of the Certificate No. 40028393.*

### **Genehmigung zum Benutzen des auf Seite 1 abgebildeten markenrechtlich geschützten Zeichens des VDE:**

Grundlage für die Benutzung sind die Allgemeinen Geschäftsbedingungen (AGB) des VDE Prüf- und Zertifizierungsinstitut GmbH. Das Recht zur Benutzung erstreckt sich nur auf die bezeichnete Firma mit den genannten Fertigungsstätten und die oben aufgeführten Produkte mit den zugeordneten Bezeichnungen. Die Fertigungsstätte muss so eingerichtet sein, dass eine gleichmäßige Herstellung der geprüften und zertifizierten Ausführung gewährleistet ist.

Die Genehmigung ist so lange gültig wie die VDE-Bestimmungen gelten, die der Zertifizierung zugrunde gelegen haben, sofern sie nicht auf Grund anderer Bedingungen aus der Prüf- und Zertifizierungsordnung (PM102) zurückgezogen werden muss.

Der Gültigkeitszeitraum einer VDE-GS-Zeichengenehmigung kann auf Antrag verlängert werden. Bei gesetzlichen und / oder normativen Änderungen kann die VDE-GS-Zeichengenehmigung ihre Gültigkeit zu einem früheren als dem angegebenen Datum verlieren.

Der VDE-Zeichengenehmigungsausweis wird ausschließlich auf der ersten Seite unterzeichnet.

### ***Approval to use the legally protected Mark of the VDE as shown on the first page:***

*Basis for the use are the general terms and conditions of the VDE Testing and Certification Institute. The right to use the mark is granted only to the mentioned company with the named places of manufacture and the listed products with the related type references. The place of manufacture shall be equipped in a way that a constant manufacturing of the certified construction is assured.*

*The approval is valid as long as the VDE specifications are in force, on which the certification is based on, unless it is withdrawn according to other provisions of the Testing and Certification Procedure (PM102).*

*The validity period of a VDE-GS-Mark Approval may be prolonged on request. In case of changes in legal and / or normative requirements, the validity period of a VDE-GS-Mark Approval may be shortened.*

*The approval is solely signed on the first page*



# CERTIFICATE

KEMA No.: 2086474.01

Issued to:  
Applicant:

Product (s) : appliance plug connectors, 2-pole

Trade name(s) : I-SHENG

Type(s)/model(s) : IS-011

The product and any acceptable variation thereto is specified in the Annex to this certificate and the documents therein referred to.

KEMA hereby declares that the above-mentioned product has been certified on the basis of:

- a type test according to the standard EN 60320-2-2:1998
- an inspection of the production location according to CENELEC Operational Document CIG 021
- a certification agreement with the number 901022

KEMA hereby grants the right to use the KEMA-KEUR certification mark.



The KEMA-KEUR certification mark may be applied to the product as specified in this certificate for the duration of the KEMA-KEUR certification agreement and under the conditions of the KEMA-KEUR certification agreement.

This certificate is issued on: September 30, 2005

H.R.M. Barends  
Certification Manager

© Integral publication of this certificate is allowed

**KEMA Quality B.V.**

Utrechtseweg 310, 6812 AR Arnhem, The Netherlands  
P.O. Box 5185, 6802 ED Arnhem, The Netherlands  
Telephone +31 26 3 56 20 00, Telefax +31 26 3 52 58 00  
Website: [www.kema.com](http://www.kema.com)

ACCREDITED BY  
THE DUTCH COUNCIL  
FOR ACCREDITATION



**SPECIFICATION OF THE CERTIFIED PRODUCT****Product data**

product	:	appliance plug connectors. 2-pole
trade name	:	
type	:	IS-011
rated current	:	10 A
rated voltage	:	250 V~
temperature limit	:	T70
design	:	non-rewirable
applied flexible cable	:	H05VV-F 3G0,75, 3G1,0 and 3G1,5 mm <sup>2</sup> 05VA5V 3G0,75 and 3G1,0 mm <sup>2</sup>
cord termination	:	crimped connection
description	:	body of thermoplastic material as part of an incomplete cord set for class I appliances
markings	:	are shown on the body

**TESTS****Test requirements**

EN 60320-2-2:1998

**Test result**

The test results are laid down in KEMA test file 2086474.01.

**Remarks**

This certificate replaces our certificate 2005550.03 and is also based on the FIMKO CB Test Certificate FI 3193

**Conclusion**

The examination proved that all test requirements were met.

Tested by : FIMKO

Checked by : H.R.M. Barends **Factory-Locations**I-Sheng Electronics (Kunshan) Co. Ltd.,  
888 Tai Shan Road, KUNSHAN CITY JIANGSU PROV, ChinaI-Sheng Electric Wire & Cable Co. Ltd.,  
52, Tin Hwu Road, 33334, TAO YUAN HSIEN, TaiwanI-Sheng Mfg Songgang Factory,  
Tang Xia Yong RD, 518105, SHENZHEN, GUANGDONG, China**KEMA Quality B.V.**Utrechtseweg 310, 6812 AR Arnhem, The Netherlands  
P.O. Box 5185, 6802 ED Arnhem, The Netherlands  
Telephone +31 26 3 56 20 00, Telefax +31 26 3 52 58 00



# LICENCE

**No. 14274**

Issued to:  
Applicant:



Product : plug connectors (2-pole) for class I appliances

Trade name(s) : I-SHENG

Type(s)/model(s) : IS-011

The product and any acceptable variation thereto is specified in the annex to this licence and the documents therein referred to.

SGS CEBEC hereby declares that the above-mentioned product has been certified on the basis of:


- a type test according to the standard specified in annex
- an inspection of the production location according to CCA Group Operational Document CIG 021
- a certification agreement with the number 809

SGS CEBEC hereby grants the right to use the CEBEC certification mark



The CEBEC certification mark may be applied to the product as specified in this licence for the duration of the CEBEC certification agreement and under the conditions of the CEBEC certification agreement.

This licence is issued on: 19/05/2005

  
ir. R. Maquestiau,  
Certification Manager

© Only integral publication of this certificate, including the annex, is allowed

SGS Belgium N.V. - CEBEC

Avenue F. Van Kalkenlaan, 9A/b.1  
B-1070 Bruxelles/Brussel  
T: +32 [0]2 556 00 20  
F: +32 [0]2 556 00 36

Accredited by



**SPECIFICATION OF THE CERTIFIED PRODUCT****Product data**

Product	:	plug connectors (2-pole) for class I appliances
Trade name(s)	:	
Type(s)/Model(s)	:	IS-011
rated current (In)	:	10 A
rated voltage (Un)	:	250 V~
class	:	for class I appliances
earthing	:	with earthing contact
design	:	non-rewirable straight cable entry
applied flexible cord(s)	:	H05 VV-F 3G0.75-1-1.5 mm <sup>2</sup> 05VC4V-F 3G0.75-1 mm <sup>2</sup> 05VA5V 3G0.75-1 mm <sup>2</sup>
standard sheet	:	E
temperature limit (t max)	:	cold conditions, T70
certification mark	:	complies with the requirements
cord(s) termination	:	crimped connection
description	:	body of thermoplastic material
markings	:	are shown on the body

**Additional information**

Construction : 05VA5V-F - 60227 IEC 53 with shielding of aluminium folio around the conductors.

This certificate replaces partly the certificate No. 11919.

**TESTS****Test requirements**

NBN EN 60320-2-2 based on EN 60320-2-2:1998



**Test results**

The test results are laid down in certification file ref.577093/01

**Remarks**

This certificate is based on certificate ref. CB FI 3193 and test report(s) ref. 237869-01

**Conclusion**


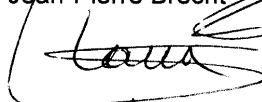

The examination proved that all test requirements were met.

Checked by, project leader :

Jeán-Pierre Brecht

Department Manager,  
Product Certification :

Certification Manager :

 2005-05-19  
 2005-05-20  
 2005-05-20

**FACTORY LOCATION(S)**

# DEMKO CERTIFICATE

**Certificate No.** D-03591  
**Page** 1/3  
**Date of Issue** 2014-08-26

**Certificate Holder**

**Manufacturer**

**Production site**

See Page 2

**Certified Product Model** Plug connector  
IS-011 with cord H05VV-F 3G0,75-1-1,5  
IS-011 with cord 05VA5V-F 3G0,75-1

**Trademark** I-SHENG

**Rated Voltage / Frequency** 250 V~

**Rated Current / Power** 10 A

**Insulation Class** -

**Degree of protection (IP)** 20

**Tested acc. to** EN 60320-1:2001/A1:2007, EN 60320-1:2001, EN 60320-2-2:1998

**Test Report No.** NCS/FI 28683 issued on 2014-08-15

**Additional** See Page 2

**Expire date** 2019-08-15

**Certification Manager**  
Jan-Erik Storgaard

This is to certify that representative sample(s) of the Product described herein ("Certified Product") have been investigated and found in compliance with the Standard(s) indicated on this Certificate, in accordance with the D Mark Requirements. The Designated Certificate holder is entitled to use the d or for cables <DEMKO> for the Certified Product manufactured at the production site(s) identified above, in accordance with the D Mark Service Agreement, including without limitation the D Mark Testing and Certification Services Service Terms. Only those Products bearing the D Mark should be considered as being covered by UL's D Mark Service. This Certificate shall remain valid through the expiration date, unless terminated earlier in accordance with the Service Agreement including without limitation if the Standard identified on this Certificate is amended or withdrawn prior the expiration date.

**Certification Body**

UL International Demko A/S, Borupvang 5A, DK-2750  
Ballerup, Denmark, Tel. +45 44 85 65 65,  
info.dk@ul.com  
www.ul-europe.com



# Appendix DEMKO CERTIFICATE

**Certificate No.** D-03591  
**Page** 2/3  
**Date of Issue** 2014-08-26

Production Sites:

External Certification Information:  
NCS/FI 28683, issued on 2014-08-15 by SGS Fimko Ltd.

Additional Information:  
Standard Sheet E

This certificate replaces previous DEMKO Certificate No. 315083-01, dated 2009-09-17 due to new testing and remove one manufacturing site.

---


**Certification Body**

UL International Demko A/S, Borupvang 5A, DK-2750  
Ballerup, Denmark, Tel. +45 44 85 65 65, info.dk@ul.com  
[www.ul-europe.com](http://www.ul-europe.com)



# Appendix DEMKO CERTIFICATE

Certificate No. D-03591  
Page 3/3  
Date of Issue 2014-08-26



**Certification Body**

UL International Demko A/S, Borupvang 5A, DK-2750  
Ballerup, Denmark, Tel. +45 44 85 65 65, info.dk@ul.com  
www.ul-europe.com



# Certificate



Intertek

for European Product Safety

Reference No. 1410848

## Plug connector

Type designation IS-011

Certificate holder

The product complies with the standard(s) EN 60320-1:2001+A1  
EN 60320-2-2:1998

Date of expiry 20 August 2019

Additional information in Appendix.

Certification Body Intertek Semko AB, Product Certification

Place Kista - Stockholm

Signed

  
\_\_\_\_\_  
Paul Klemets

Date 20 August 2014  
Page 1 of 2

**Intertek  
Appendix**

Reference No. 1410848

*Technical data*

Type designation	IS-011
Rated voltage (V)	250 V~
Rated current (A)	10 A
IP-Class	20
Type of cord	H05VV-F 3G0.75-1-1.5 mm <sup>2</sup> 05VA5V-F 3G0.75-1 mm <sup>2</sup>
Standard sheet	E
Brand name:	

*Manufacturing site(s)*

The certificate applies for countries that have sanctioned the use of plugs/outlets according to subject standard sheet and component standard.

This certificate is based on a certificate with ref. No. NCS/FI 28683 dated 15 August 2014, issued by SGS Fimko Ltd according to the Nordic Certification Service Agreement.

*Certification Body* Intertek Semko AB, Product Certification *Place* Kista - Stockholm

*Signed*  
\_\_\_\_\_  
Paul Klemets*Date* 20 August 2014

*This Certificate is for the exclusive use of Intertek's Client and is provided pursuant to the Certification agreement between Intertek and its Client. Intertek's responsibility and liability are limited to the terms and conditions of the agreement. Intertek assumes no liability to any party, other than to the Client in accordance with the agreement, for any loss, expense or damage occasioned by the use of this certificate. Only the Client is authorized to permit copying or distribution of this certificate and then only in its entirety. Use of Intertek's Certification mark is restricted to the conditions laid out in the agreement. Any further use of the Intertek name for the sale or advertisement of the tested material, product or service must first be approved in writing by Intertek. Initial Factory Assessments and Follow up Services are for the purpose of assuring appropriate usage of the Certification mark in accordance with the agreement, they are not for the purposes of production quality control and do not relieve the Client of their obligations in this respect.*

No. P05204987

Order No. 50348

Applicant

Manufacturer

Factory sites See page 2

Group Interconnection couplers

Model/type IS-011

Data 10A 250V AC

Trade mark I-SHENG

Other specification Non-rewirable plug connector for Class I equipment. Standard Sheet E. Thermoplastic, with H05VV-F 3G0,75-1,5 mm<sup>2</sup>. IP20.


The above product is certified according to the following standard(s) Safety std.: EN 60320-2-2:1998 and EN 60320-1:2001

Validity This certificate documents conformity with the standards shown, and also applies as license for use of Nemko's name and certification mark. The certificate and license is valid as long as the applicable conditions are complied with, and provided that any changes to the product are notified to Nemko for acceptance prior to implementation.  
New standards or amendments to the standards may imply that the product design must be updated and/or that re-testing and re-certification is necessary.

Variants This Certificate also covers a variant with Position No. 001. See next page.

Additional Information: This certificate replaces our Nemko Certificate no. P99102300, order no. 199941230, dated 1999-10-20, due to added cross sectional area and changed factory address.

Date of issue 19 August 2005

  
signatureRagnar Køltzow  
Certification Department



No. P05204987

Order No. 50348

Group	Interconnection couplers
Position No.	001
Model/type	IS-011
Data	10A 250V AC
Other specification	Non-rewirable plug connector for Class I equipment. Standard Sheet E. Thermoplastic, with 05VA5V-F 3G0,75-1,0 mm <sup>2</sup> . IP20.

**Factory sites:**

Date of issue 19 August 2005

signature

Ragnar Køltzow

Certification Department

Nemko AS  
P.O. Box 73, Blindern  
N-0314 Oslo, Norway

Office address  
Gaustadalléen 30  
Oslo

Telephone  
+47 22 96 03 30  
Enterprise number:

Fax  
+47 22 96 05 50  
NO 974404532



# CERTIFICATE NCS/FI 28683

Our Ref. 275951-1

**Product** Plug connector  
**Type** IS-011, with cord H05VV-F 3G0,75-1-1,5  
 IS-011, with cord 05VA5V-F 3G0,75-1

**Trade mark**

**Certificate Holder**

**Technical information** 10 A, 250 V~, IP20

**Other information** Standard sheet E

**The product is certified according to the following standard(s)** EN 60320-1:2001 + A1:2007  
 EN 60320-2-2:1998

**Validity** This certificate is valid until 15 August 2019 unless the standard in question has been amended or superseded with significant changes in requirements, in which case, SGS Fimko has the right to shorten the validity of the certificate based on the legislation of the European Union. This certificate includes the right to use the FI mark under the condition that changes (if any) will be checked at SGS Fimko before the product is brought onto market and that the conditions for FI certification are met.

**Directive information** The product(s) fulfils the essential safety requirements for CE conformity marking according to the Low Voltage Directive (2006/95/EC) at the date of issue of the certificate.

**Date of issue** 15 August 2014

**SGS Fimko Ltd**

**Signature**

Sixten Lökfors  
 Project Manager



This certificate has 1 appendix



This certificate is issued by the company under its General Conditions for Certification Services accessible at <http://www.sgs.fi/en/Terms-and-Conditions.aspx>. Attention is drawn to the limitations of liability defined therein and in the Test Report here above mentioned which findings are reflected in this certificate. Any unauthorized alteration, forgery or falsification of the content or appearance of this document is unlawful and offenders may be prosecuted to the fullest extent of the law.

Appendix to Certificate: 28683

**Manufacturing site(s)**

**Additional information**

This certificate replaces NCS/FI Certificate No. 25205, dated 25 August 2009 due to new testing and removed one manufacturing site.



Client no.  
1451

Your ref.  
Kelly Chien

Our Ref.  
Ts

Date  
2016/01/07

## Authorization

Number: **16.0021**  
valid until: **2017/11/28**

Marking:  **Company-Logo**

Based on the documents contained in file **10-BS-0041** the Federal Inspectorate for Heavy Current Installations grants the firm named above the right, to put the equipment listed below on the market marked with the safety mark in accordance with the NEV.

Equipment: **Plug connector, non-rewirable**

Tradename: **I-SHENG**

Type designation:  
**IS-011**

Nominal values:

**250V~ 10A L+N+PE  
standard sheet E**

with non-rewirable cord:

H05VV-F	3G0.75mm <sup>2</sup>	[I-Sheng]
H05VV-F	3G1.00mm <sup>2</sup>	[I-Sheng]
H05VV-F	3G1.50mm <sup>2</sup>	[I-Sheng]
05VA5V-F	3G0.75mm <sup>2</sup>	[I-Sheng]
05VA5V-F	3G1.00mm <sup>2</sup>	[I-Sheng]

Protection class: **for class I equipment**

Protection degree: **ordinary**

Basis: **CB / SGS Fimko / FI 5790 dated 2009/08/25**

Remark: **Manufacturing sites:**





Schweizerische Eidgenossenschaft  
Confédération suisse  
Confederazione Svizzera  
Confederaziun svizra

Swiss Confederation

**Authorization**

Number: **16.0021**

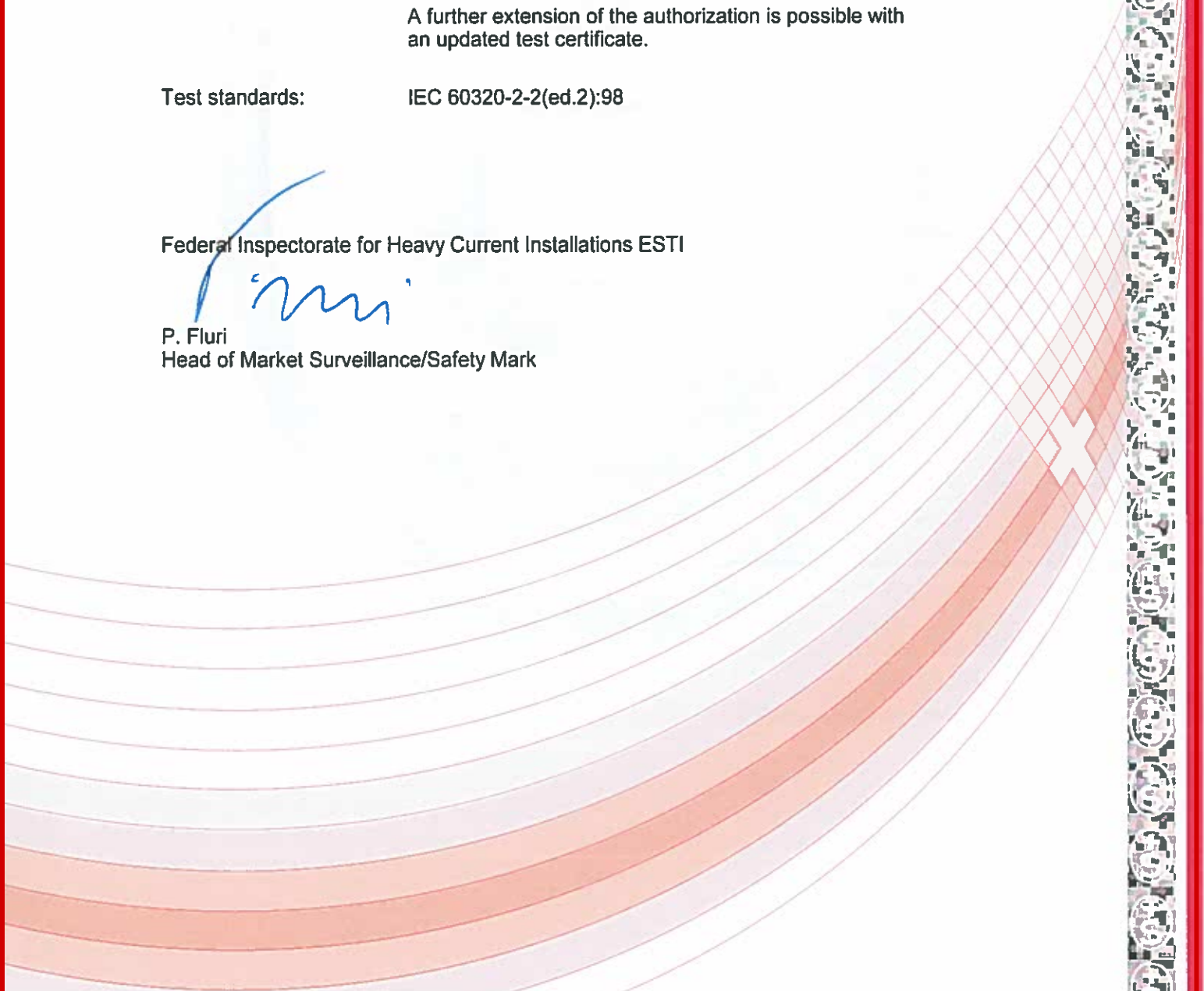
page **2**

A further extension of the authorization is possible with an updated test certificate.

Test standards: IEC 60320-2-2(ed.2):98

Federal Inspectorate for Heavy Current Installations ESTI

  
P. Fluri  
Head of Market Surveillance/Safety Mark



**OVE AUSTRIAN ELECTROTECHNICAL ASSOCIATION**  
Eschenbachgasse 9, 1010 Wien, Austria  
ZVR: 327279890 | DVR: 1055887

**OVE - Testing & Certification**  
Kahlenberger Str. 2A, 1190 Wien, Austria  
Phone: +43 1 370 58 06  
www.ove.at



Page 1 of 3

# ÖVE-CERTIFICATE

including the entitlement to use the Austrian Safety Mark



Certificate No.: **8556-015-08**

Valid from: 2014 10 03  
until: 2016 10 03

The Austrian Electrotechnical Association (OVE) hereby grants the right to the company mentioned below to label the listed products with the Austrian Safety Mark.

Company:

Product: **Plug connector for Class I appliances with cord**

Basis for this given right is the conformity of the products with the requirements of the technical standards listed in this certificate as stated in the file(s) Ref.-No(s). **2107, 1201-812/00-N1**.

This certificate establishes the conformity of the tested specimen and of all products manufactured strictly identical to the submitted one.

**Österreichischer Verband für Elektrotechnik**  
Head of Testing & Certification

Digitally signed by W. Martin  
Email=w.martin@ove.at

Dipl.-Ing. W. Martin

Vienna, 2014 08 14



**OVE - Testing & Certification**

Accredited by the Federal Ministry of Science, Research and Economy as Certification Body for products within the scope as given in the official decree and published under [www.en.bmwf.gv.at/accreditation](http://www.en.bmwf.gv.at/accreditation)





Österreichischer Verband  
für Elektrotechnik

Certificate No.: 8556-015-08  
Date: 2014 08 14  
Page 2 of 3

Manufacturer:

Factory location(s):

Tested and certified according to:

ÖVE EN 60320-2-2:1998-11

This certificate is the basis for the EC Declaration of Conformity and the CE Marking by the manufacturer or his agent and shows the conformity with the listed standards as defined by the EC Low-Voltage Directive 2006/95/EC.

Product: Plug connector for Class I appliances with cord

Type designation:

Trademark:

Rating:

IS-011

Rated voltage: AC 250 V

Rated current: 10 A

H05VV-F 3 G 0,75

#### OVE - Testing & Certification

Accredited by the Federal Ministry of Science, Research and Economy as Certification Body for products within the scope as given in the official decree and published under [www.en.bmwf.gv.at/accreditation](http://www.en.bmwf.gv.at/accreditation)





Österreichischer Verband  
für Elektrotechnik

Certificate No.: 8556-015-08  
Date: 2014 08 14  
Page 3 of 3

**IS-011**

Rated voltage: AC 250 V  
Rated current: 10 A  
H05VV-F 3 G 1

**IS-011**

Rated voltage: AC 250 V  
Rated current: 10 A  
H05VV-F 3 G 1,5

**IS-011**

Rated voltage: AC 250 V  
Rated current: 10 A  
05VA5V-F 3 G 0,75

**IS-011**

Rated voltage: AC 250 V  
Rated current: 10 A  
05VA5V-F 3 G 1

---

**OVE - Testing & Certification**

Accredited by the Federal Ministry of Science, Research and Economy as Certification Body for products within the scope as given in the official decree and published under [www.en.bmwf.gv.at/accreditation](http://www.en.bmwf.gv.at/accreditation)







IMQ S.p.A.  
I-20138 Milano - via Quintiliano, 43  
tel. 0250731(r.a.) - fax 0250991500  
e-mail: info@imq.it - www.imq.it

Rea Milano 1595884  
Registro Imprese MI 211895/1999  
C.F./P.I. 12898410159  
Capitale Sociale € 4.000.000

**CA02.00544**  
SN.A003FA

PID:  
02118100  
CID:  
C.1993.495

## Certificato di approvazione *Approval certificate*

**IMQ, ente di certificazione accreditato, autorizza la ditta**      *IMQ, accredited certification body, grants to*

**all'uso del marchio**

*the licence to use the mark*

**IMQ**

**Il presente certificato è soggetto alle condizioni previste nel "Regolamento IMQ - Certificazione prodotto" ed è relativo ai prodotti descritti nell'Allegato al presente certificato.**



**per i seguenti prodotti**

*for the following products*

**Spine di connettore di interconnessione  
( Rif. di Tipo IS-011 )**

*Interconnection plugs connector  
( Type ref. IS-011 )*

*This certificate is subjected to the conditions foreseen by "IMQ Rules - Product Certification" and is relevant to the products listed in the annex to this certificate.*

Emesso il | Issued on:

**2001-03-23**

Data di aggiornamento | Updated on

**2005-07-14**

Sostituisce | Replaces

**2001-03-23**

  
\_\_\_\_\_  
**IMQ S.p.A.**

**Allegato - Certificato di approvazione**  
**Annex - Approval certificate**

Emesso il / Issued on 2001-03-23  
Data di aggiornamento / Updated on 2005-07-14  
Sostituisce / Replaces 2001-03-23

**Prodotto | Product**

**Spine di connettore di interconnessione**  
**Interconnection plugs connector**

**Concessionario | Licence Holder**

**Marchio | Mark**



IMQ

**Costruito a | Manufactured at**

98001046	CLISHE.C02LCISHE+2	JIANG SU PROVINCE	China
98001045	CLISHE.C02LCISHE+1	SHENZHEN GUANGDONG	China
95002261	CLISHE.C02LCISHE.C	TAO YUANG HSIEN, TAIWAN	Taiwan

Copia del presente certificato deve essere conservata presso i luoghi di produzione sopra elencati.

Copy of this certificate must be available at the manufacturing places listed above

**Norme**

**Standards**

EN 60320-2-2:1998  
Prodotti conformi ai requisiti essenziali della Direttiva B.T. 73/23/CEE e successive modifiche.

EN 60320-2-2:1998  
Products meeting the essential requirements of L.V.D. 73/23/EEC and further amendments.

**Rapporti | Test Reports**

26LF00082

**Caratteristiche tecniche | Technical characteristics**

Designazione   Type designation	<b>2P+T foglio E / 2P+E S.S. E</b>
Tensione nominale   Rated voltage	<b>250V</b>
Corrente nominale   Rated current	<b>10A</b>
Tipo di morsetti   Type of terminals	<b>morsetti aggraffati / crimped connection</b>
Materiale della custodia   Material of the cover	<b>termoplastico / thermoplastic</b>
Uscita cavo   Cable exit	<b>assiale / straight</b>

**Articoli (con dettagli) | Articles (with details)**

AR.B000BM

Marca   Trade mark	-----
Riferimento di tipo   Type reference	<b>IS-011</b>
Tipo di cavo   Type of cable	<b>H05VV-F</b>
Sezione nominale   Section areas	<b>3G0,75mm<sup>2</sup></b>

AR.B000BN

Marca   Trade mark	-----
Riferimento di tipo   Type reference	<b>IS-011</b>
Tipo di cavo   Type of cable	<b>H05VV-F</b>
Sezione nominale   Section areas	<b>3G1mm<sup>2</sup></b>

AR.F007KW

Marca   Trade mark	-----
Riferimento di tipo   Type reference	<b>IS-011</b>

*Tipo di cavo | Type of cable* **H05VV-F**  
*Sezione nominale | Section areas* **3G1,50mm<sup>2</sup>**

AR.B000BP

*Marca | Trade mark*  
*Riferimento di tipo | Type reference* **IS-011**  
*Tipo di cavo | Type of cable* **05VA5V-F**  
*Sezione nominale | Section areas* **3G0,75mm<sup>2</sup>**

AR.B000BO

*Marca | Trade mark*  
*Riferimento di tipo | Type reference* **IS-011**  
*Tipo di cavo | Type of cable* **05VA5V-F**  
*Sezione nominale | Section areas* **3G1mm<sup>2</sup>**

### Diritti di concessione | Annual Fees

SN.A003FA

BTF.021100.DA19

*Diritti modelli IMQ - 0211 - Prese, spine e connettori di uso domestico | IMQ models - 0211 - Plugs and appliance couplers for domestic purposes*

2



IMQ S.p.A.




**CARACTERISTIQUES NOMINALES ET PRINCIPALES  
RATING AND PRINCIPAL CHARACTERISTICS**

**Classification**

Feuille de norme / <i>Standard Sheet</i>	E
Courant nominal / <i>Rated current (A)</i> Tension nominale / <i>Rated voltage (V)</i>	10A 250V
Degré de protection <i>Degree of protection</i>	IP20
Température maximale de la base des broches du socle de connecteur correspondant <i>Maximum pin temperature at the base of the pins of the corresponding appliance outlet</i>	Fiches mobiles male pour conditions froides (température des broches ne dépassant pas 70 °C) <i>Plug connector for cold conditions (pin temperature not exceeding 70 °C)</i>
Type d'équipement à raccorder <i>Type of equipment to be connected</i>	Fiches mobiles male pour matériels de la classe I <i>Plug connector for class I equipment</i>
Mode de raccordement du câble <i>Method of connecting the cord</i>	Fiches mobiles male non démontables <i>Non-rewirable plug connector</i>

**Câble / Cable**

Type du câble / <i>Type of cable</i>	Fabricant / <i>Manufacturer</i>	Certification
H05VV-F 3G0,75 / 1 / 1,5	I-SHENG	FIMKO
05VA5V-F 3G0,75 / 1	I-SHENG	FIMKO



20 December 2013

9th Floor, No.12, Alley 100,  
Lane 155, Tung Hwa North Road,  
Taipei 105, Taiwan

Liza Yu Hsien Ting Huang

Attention: Ms Liza Huang  
Dear Sir / Madam,

#### **APPROVAL OF PRESCRIBED EQUIPMENT**

Enclosed is the Certificate(s) in respect to your recent application received by Queensland Government (ESO).

Please take time to check the certificate to ensure that all details are correct in accordance with your application, and that you understand all of the conditions imposed on the approval.

Should you have any queries, please contact Reg Neil on telephone ,or email [reg.neil@justice.qld.gov.au](mailto:reg.neil@justice.qld.gov.au)

Any samples that accompanied your application are available for collection, and if not collected within 20 business days of the date hereon may be disposed of.

Notification must be given to Queensland Government (ESO) of any change of registered Address within 20 business days.

Yours faithfully



**DIRECTOR OF EQUIPMENT SAFETY**

Ref: ESO130966/00

Certificate Number: ESO130966/00



# Certificate of Approval

This is to certify that the Director of Equipment Safety has approved the electrical equipment described hereunder.

**Registered Declarant:** Liza Yu Hsien Ting Huang  
9th Floor, No.12, Alley 100,  
Lane 155, Tung Hwa North Road,  
Taipei 105, Taiwan

## Required Marking: ESO130966

Electrical equipment covered by this approval must comply in all respects with the approved article, and prior to being supplied or offered for supply, must be clearly and indelibly marked with the required marking indicated above, or the Regulatory Compliance Mark (RCM) provided that the requirements of all relevant parts of AS/NZS 4417 applicable to the article are fulfilled.

Any modifications to the electrical equipment or its place of manufacture must be approved by Queensland Government (ESO) prior to the equipment being supplied or offered for supply.

Notification must be given to Queensland Government (ESO) of any change to the name or address of the holder of the certificate within 20 business days.

### ARTICLE DETAILS

Electrical Equipment:	Prescribed Appliance Connector Interconnection Appliance Coupler
Relevant Standards:	AS/NZS60320.2.2:2004
Expiry Date:	09/02/2019
Conditions of Approval:	Alternative certification mark Q89029

A handwritten signature in black ink, appearing to be "B. R. H.", written over a light blue rectangular background.

Certificate Number: ESO130966/00



## Approval details

Model	IS-011
Rated at	Input: 250V, 10A
Trade Name	
Comments	Moulded to cords: H05VV-F 3G0.75mm <sup>2</sup> (3ASL/75, Q88228/ESO130803), H05VV-F 3G1.0mm <sup>2</sup> (3ASL/100, Q90033), H05VV-F 3G1.5mm <sup>2</sup> (3ASL/150, Q96257), 05VA5V-F 3G0.75mm <sup>2</sup> (3ASL/75A, Q98318/ESO130423), 05VA5V-F 3G1.0mm <sup>2</sup> (3ASL/100A, Q98318/ESO130423), H05Z1Z1-F 3G0.75mm <sup>2</sup> (Q090060), H05Z1Z1-F 3G1.0mm <sup>2</sup> (Q090060).

A handwritten signature in black ink, appearing to be "B. R. H.", written over a light grey rectangular background.



## ZEICHENGENEHMIGUNG MARKS APPROVAL

ist berechtigt, für ihr Produkt /  
*is authorized to use for their product*

**Gerätesteckdose, nicht-wiederanschließbar**  
**Connector, non-rewirable**

die hier abgebildeten markenrechtlich geschützten Zeichen  
für die ab Blatt 2 aufgeführten Typen zu benutzen /  
*the legally protected Marks as shown below for the types referred to on page 2 ff.*



Geprüft und zertifiziert nach /  
*Tested and certified according to*

DIN EN 60320-1 (VDE 0625-1):2008-05; EN 60320-1:2001 + A1:2007  
IEC 60320-1(ed.2);am1



VDE Prüf- und Zertifizierungsinstitut GmbH  
*VDE Testing and Certification Institute*  
Zertifizierungsstelle / *Certification*

Aktenzeichen: 1276300-1550-0002 / 177621

*File ref.:*

Ausweis-Nr. 40037879

*Certificate No.*

*Weitere Bedingungen siehe Rückseite und Folgeblätter /  
further conditions see overleaf and following pages*

Blatt 1

*Page*

Offenbach, 2013-07-04

VDE Zertifikate sind nur gültig bei Veröffentlichung unter:  
*VDE certificates are valid only when published on:*

<http://www.vde.com/zertifikat>  
<http://www.vde.com/certificate>

Name und Sitz des Genehmigungs-Inhabers / Name and registered seat of the Certificate holder

Aktenzeichen / File ref.  
1276300-1550-0002 / 177621 / CC1 / E

Datum / Date  
2013-07-04

Dieses Blatt gilt nur in Verbindung mit Blatt 1 des Zeichengenehmigungsausweises Nr. 40037879.  
*This supplement is only valid in conjunction with page 1 of the Certificate No. 40037879.*

## Gerätesteckdose, nicht-wiederanschließbar **Connector, non-rewirable**

Typ(en) / Type(s)

### IS-14

Bemessungsspannung <i>Rated voltage</i>	AC 250 V
Bemessungsstrom <i>Rated current</i>	10 A
Polzahl <i>Number of poles</i>	2-polig mit Schutzkontakt <i>2-pole with earthing contact</i>
Bauart <i>Kind of construction</i>	Normblatt C13 <i>standard sheet C13</i>
Kennzeichnung der Fertigungsstätte(n) <i>Marking of manufacturing place(s)</i>	30005950: ohne Kennzeichnung / without marking 30006550: "C" 30006554: "K" 30019097: "V"
Produktinformation <i>Product information</i>	siehe Anlage Nr. 300 + 301 +302+ 303 + 900 <i>see Appendix No. 300 + 301 +302+ 303 + 900</i>

Dieser Zeichengenehmigungs-Ausweis bildet eine Grundlage für die EG-Konformitätserklärung und CE-Kennzeichnung durch den Hersteller oder dessen Bevollmächtigten und bescheinigt die Konformität mit den grundlegenden Schutzanforderungen der **EG-Niederspannungsrichtlinie 2006/95/EG** mit ihren Änderungen.  
*This Marks Approval is a basis for the EC Declaration of Conformity and the CE Marking by the manufacturer or his agent and proves the conformity with the essential safety requirements of the **EC Low-Voltage Directive 2006/95/EC** including amendments.*

VDE Prüf- und Zertifizierungsinstitut GmbH  
*VDE Testing and Certification Institute*  
Fachgebiet CC1  
*Section CC1*

Name und Sitz des Genehmigungs-Inhabers / *Name and registered seat of the Certificate holder*

Aktenzeichen / *File ref.*  
1276300-1550-0002 / 177621 / CC1 / E

Datum / *Date*  
2013-07-04

Dieses Beiblatt ist Bestandteil des Zeichengenehmigungsausweises Nr. 40037879.  
*This supplement is part of the Certificate No. 40037879.*

## Gerätesteckdose, nicht-wiederanschließbar *Connector, non-rewirable*

### Fertigungsstätte(n) *Place(s) of manufacture*

Referenz/*Reference*  
**30005950**

Referenz/*Reference*  
**30006550**

Referenz/*Reference*  
**30006554**

Referenz/*Reference*  
**30019097**

VDE Prüf- und Zertifizierungsinstitut GmbH  
*VDE Testing and Certification Institute*  
Fachgebiet CC1  
*Section CC1*

Name und Sitz des Genehmigungs-Inhabers / Name and registered seat of the Certificate holder

Aktenzeichen / File ref.  
1276300-1550-0002 / 177621 / CC1 / E

Datum / Date  
2013-07-04

Dieses Blatt gilt nur in Verbindung mit Blatt 1 des Zeichengenehmigungsausweises Nr. 40037879.  
*This supplement is only valid in conjunction with page 1 of the Certificate No. 40037879.*

## **Genehmigung zum Benutzen des auf Seite 1 abgebildeten markenrechtlich geschützten Zeichens des VDE:**

Grundlage für die Benutzung sind die Allgemeinen Geschäftsbedingungen (AGB) der VDE Prüf- und Zertifizierungsinstitut GmbH ([www.vde.com\AGB-Institut](http://www.vde.com\AGB-Institut)). Das Recht zur Benutzung erstreckt sich nur auf die bezeichnete Firma mit den genannten Fertigungsstätten und die oben aufgeführten Produkte mit den zugeordneten Bezeichnungen. Die Fertigungsstätte muss so eingerichtet sein, dass eine gleichmäßige Herstellung der geprüften und zertifizierten Ausführung gewährleistet ist.

Die Genehmigung ist so lange gültig wie die VDE-Bestimmungen gelten, die der Zertifizierung zugrunde gelegen haben, sofern sie nicht auf Grund anderer Bedingungen aus der VDE Prüf- und Zertifizierungsordnung (PM102) zurückgezogen werden muss.

Der Gültigkeitszeitraum einer VDE-GS-Zeichengenehmigung kann auf Antrag verlängert werden. Bei gesetzlichen und / oder normativen Änderungen kann die VDE-GS-Zeichengenehmigung ihre Gültigkeit zu einem früheren als dem angegebenen Datum verlieren.

Produkte, die das Biozid Dimethylfumarat (DMF) enthalten, dürfen gemäß der Kommissionsentscheidung 2009/251/EG nicht mehr in den Verkehr gebracht oder auf dem Markt bereitgestellt werden.

Der VDE-Zeichengenehmigungsausweis wird ausschließlich auf der ersten Seite unterzeichnet.

### **Approval to use the legally protected Mark of the VDE as shown on the first page:**

*Basis for the use are the general terms and conditions of the VDE Testing and Certification Institute ([www.vde.com\terms-institute](http://www.vde.com\terms-institute)). The right to use the mark is granted only to the mentioned company with the named places of manufacture and the listed products with the related type references. The place of manufacture shall be equipped in a way that a constant manufacturing of the certified construction is assured.*

*The approval is valid as long as the VDE specifications are in force, on which the certification is based on, unless it is withdrawn according to the VDE Testing and Certification Procedure (PM102E).*

*The validity period of a VDE-GS-Mark Approval may be prolonged on request. In case of changes in legal and / or normative requirements, the validity period of a VDE-GS-Mark Approval may be shortened.*

*Products containing the biocide dimethylfumarate (DMF) may not be marketed or made available on the EC market according to the Commission Decision 2009/251/EC.*

*The approval is solely signed on the first page.*

# VDE Prüf- und Zertifizierungsinstitut

Aktenzeichen: **1276300-1550-0002/177621**      Ausweis-Nr.: **40037879**      Anlage Nr.: **303**      Seite: **1 / 1**      Datum: **2013-07-05**  
 File reference:

Diese Anlage ist Bestandteil des Genehmigungsausweises. This appendix is part of the certificate.

<b>Gerätesteckdose, nicht-wiederanschließbar</b> <b>Connector, non-rewirable</b>	<b>2-polig mit Schutzkontakt</b> <b>2-pole with earthing contact</b>
<b>zentrale Leitungseinführung</b> <b>straight cable entry</b>	

**Fertigungsstätte / Place of manufacture:** **30019097** : Kennzeichnung / Identification : **V**

Position im VDE-Ausweis	Position in VDE-licence	X	X	X	X	X	X	X	X	X											
Typ(en) Type(s)	Leitungsaufruck Marking on cable	H05VV-F 3G 0,75 mm <sup>2</sup> (max. 2 m)	H05VV-F 3G 1,0 mm <sup>2</sup>	H05VV-F 3G 1,5 mm <sup>2</sup>	H05R-F 3G 0,75 mm <sup>2</sup> (max. 2 m)	H05R-F 3G 1,0 mm <sup>2</sup>	H05R-F 3G 1,5 mm <sup>2</sup>	H05RN-F 3G 0,75 mm <sup>2</sup> (max. 2 m)	H05RN-F 3G 1,0 mm <sup>2</sup>	H03RT-H 3G 0,75 mm <sup>2</sup> (max. 2 m)	H03RT-H 3G 1,0 mm <sup>2</sup>	H05V2V2-F 3G 0,75 mm <sup>2</sup> (max. 2 m)	H05V2V2-F 3G 1,0 mm <sup>2</sup>	---	---	---	---	---	---	---	---
<b>X</b> $\Delta$ <b>genehmigte Ausführung / approved version</b>										<b>---</b> $\Delta$ <b>nicht genehmigt / not approved</b>											

		<b>Glühdrahtfestigkeit (°C)</b> <b>Glow wire resistance (°C)</b>
<b>Werkstoff der Trägerteile:</b> <b>Material of the base:</b>	1. NYLON 66; Typ(e) 1300S; ASAHI Chemical Ind. Co., Ltd. weiß / white	750°C
<b>Werkstoff der Umspritzung:</b> <b>Material of the moulding:</b>	PVC alle Farben / all colours	650°C

# VDE Prüf- und Zertifizierungsinstitut

Aktenzeichen: **1276300-1550-0002/177621**      Ausweis-Nr.: **40037879**      Anlage Nr.: **302**      Seite: **1 / 2**      Datum: **2013-07-05**  
 File reference:

Diese Anlage ist Bestandteil des Genehmigungsausweises. This appendix is part of the certificate.

<b>Gerätesteckdose, nicht-wiederanschließbar</b> <b>Connector, non-rewirable</b>	<b>2-polig mit Schutzkontakt</b> <b>2-pole with earthing contact</b>
<b>zentrale Leitungseinführung</b> <b>straight cable entry</b>	

**Fertigungsstätte / Place of manufacture:** **30006554** : Kennzeichnung / Identification : **K**

Position im VDE-Ausweis	Position in VDE-licence	Typ(en) Type(s)	Leitungsaufdruck Marking on cable	X	△	△	---	---	△	---	△	---	---	△	---	△	---	---	△	---
		IS-14		X	X	X	X	X	X	X	X	X	X	X	X	X	X	X	X	X
		IS-14		X	X	X	X	X	X	X	X	X	X	X	X	X	X	X	X	X
		IS-14		X	X	X	X	X	X	X	X	X	X	X	X	X	X	X	X	X
				X	X	X	X	X	X	X	X	X	X	X	X	X	X	X	X	X
				X	X	X	X	X	X	X	X	X	X	X	X	X	X	X	X	X
				X	X	X	X	X	X	X	X	X	X	X	X	X	X	X	X	X
				X	X	X	X	X	X	X	X	X	X	X	X	X	X	X	X	X
				X	X	X	X	X	X	X	X	X	X	X	X	X	X	X	X	X
				X	X	X	X	X	X	X	X	X	X	X	X	X	X	X	X	X
				X	X	X	X	X	X	X	X	X	X	X	X	X	X	X	X	X
				X	X	X	X	X	X	X	X	X	X	X	X	X	X	X	X	X
				X	X	X	X	X	X	X	X	X	X	X	X	X	X	X	X	X
				X	X	X	X	X	X	X	X	X	X	X	X	X	X	X	X	X
				X	X	X	X	X	X	X	X	X	X	X	X	X	X	X	X	X
				X	X	X	X	X	X	X	X	X	X	X	X	X	X	X	X	X
				X	X	X	X	X	X	X	X	X	X	X	X	X	X	X	X	X
				X	X	X	X	X	X	X	X	X	X	X	X	X	X	X	X	X
				X	X	X	X	X	X	X	X	X	X	X	X	X	X	X	X	X
				X	X	X	X	X	X	X	X	X	X	X	X	X	X	X	X	X
				X	X	X	X	X	X	X	X	X	X	X	X	X	X	X	X	X
				X	X	X	X	X	X	X	X	X	X	X	X	X	X	X	X	X
				X	X	X	X	X	X	X	X	X	X	X	X	X	X	X	X	X
				X	X	X	X	X	X	X	X	X	X	X	X	X	X	X	X	X
				X	X	X	X	X	X	X	X	X	X	X	X	X	X	X	X	X
				X	X	X	X	X	X	X	X	X	X	X	X	X	X	X	X	X
				X	X	X	X	X	X	X	X	X	X	X	X	X	X	X	X	X
				X	X	X	X	X	X	X	X	X	X	X	X	X	X	X	X	X
				X	X	X	X	X	X	X	X	X	X	X	X	X	X	X	X	X
				X	X	X	X	X	X	X	X	X	X	X	X	X	X	X	X	X
				X	X	X	X	X	X	X	X	X	X	X	X	X	X	X	X	X
				X	X	X	X	X	X	X	X	X	X	X	X	X	X	X	X	X
				X	X	X	X	X	X	X	X	X	X	X	X	X	X	X	X	X
				X	X	X	X	X	X	X	X	X	X	X	X	X	X	X	X	X
				X	X	X	X	X	X	X	X	X	X	X	X	X	X	X	X	X
				X	X	X	X	X	X	X	X	X	X	X	X	X	X	X	X	X
				X	X	X	X	X	X	X	X	X	X	X	X	X	X	X	X	X
				X	X	X	X	X	X	X	X	X	X	X	X	X	X	X	X	X
				X	X	X	X	X	X	X	X	X	X	X	X	X	X	X	X	X
				X	X	X	X	X	X	X	X	X	X	X	X	X	X	X	X	X
				X	X	X	X	X	X	X	X	X	X	X	X	X	X	X	X	X
				X	X	X	X	X	X	X	X	X	X	X	X	X	X	X	X	X
				X	X	X	X	X	X	X	X	X	X	X	X	X	X	X	X	X
				X	X	X	X	X	X	X	X	X	X	X	X	X	X	X	X	X
				X	X	X	X	X	X	X	X	X	X	X	X	X	X	X	X	X
				X	X	X	X	X	X	X	X	X	X	X	X	X	X	X	X	X
				X																

# VDE Prüf- und Zertifizierungsinstitut

Aktenzeichen: **1276300-1550-0002/177621** Ausweis-Nr.: **40037879** Anlage Nr.: **302** Seite: **2 / 2** Datum: **2013-07-05**  
File reference: **1276300-1550-0002/177621** Certificate No.: **40037879** Appendix No.: **302** Page: **2 / 2** Date: **2013-07-05**

Diese Anlage ist Bestandteil des Genehmigungsausweises. This appendix is part of the certificate.

Typ(en) Type(s)	IS-14		
Werkstoff der Trägereile: Material of the base:		Glühdrahtfestigkeit (°C) Glow wire resistance (°C)	
	1.	Typ; Hersteller; Farbe Type; manufacturer; colour PA66, Typ(e) 3004, TORAY Industries weiß / white	750°C
	2.	PP, Typ(e) PP4410(f1) SHINKONG Synthetic Transparent	750°C
Werkstoff der Umspritzung: Material of the moulding:	PVC alle Farben / all colours		650°C

# VDE Prüf- und Zertifizierungsinstitut

Aktenzeichen: **1276300-1550-0002/177621**      Ausweis-Nr.: **40037879**      Anlage Nr.: **301**      Seite: **1 / 2**      Datum: **2013-07-05**  
 File reference:

Diese Anlage ist Bestandteil des Genehmigungsausweises. This appendix is part of the certificate.

<b>Gerätesteckdose, nicht-wiederanschließbar</b> <b>Connector, non-rewirable</b>	<b>2-polig mit Schutzkontakt</b> <b>2-pole with earthing contact</b>
<b>zentrale Leitungseinführung</b> <b>straight cable entry</b>	

**Fertigungsstätte / Place of manufacture:**      **30006550** : Kennzeichnung / Identification :      **C**

Position im VDE-Ausweis												
Position in VDE-licence												
Typ(en) Type(s)	Leitungsaufruck Marking on cable	X	X	X	X	X	X	X	X	X	X	X
IS-14		X	X	X	X	X	X	X	X	X	X	X
IS-14		X	X	X	X	X	X	X	X	X	X	X
		X	X	X	X	X	X	X	X	X	X	X
		X	X	X	X	X	X	X	X	X	X	X
		X	X	X	X	X	X	X	X	X	X	X
		X	X	X	X	X	X	X	X	X	X	X
		X	X	X	X	X	X	X	X	X	X	X
		X	X	X	X	X	X	X	X	X	X	X
		X	X	X	X	X	X	X	X	X	X	X
		X	X	X	X	X	X	X	X	X	X	X
		X	X	X	X	X	X	X	X	X	X	X
		X	X	X	X	X	X	X	X	X	X	X
		X	X	X	X	X	X	X	X	X	X	X
		X	X	X	X	X	X	X	X	X	X	X
		X	X	X	X	X	X	X	X	X	X	X
		X	X	X	X	X	X	X	X	X	X	X
		X	X	X	X	X	X	X	X	X	X	X
		X	X	X	X	X	X	X	X	X	X	X
		X	X	X	X	X	X	X	X	X	X	X
		X	X	X	X	X	X	X	X	X	X	X
		X	X	X	X	X	X	X	X	X	X	X
		X	X	X	X	X	X	X	X	X	X	X
		X	X	X	X	X	X	X	X	X	X	X
		X	X	X	X	X	X	X	X	X	X	X
		X	X	X	X	X	X	X	X	X	X	X
		X	X	X	X	X	X	X	X	X	X	X
		X	X	X	X	X	X	X	X	X	X	X
		X	X	X	X	X	X	X	X	X	X	X
		X	X	X	X	X	X	X	X	X	X	X
		X	X	X	X	X	X	X	X	X	X	X
		X	X	X	X	X	X	X	X	X	X	X
		X	X	X	X	X	X	X	X	X	X	X
		X	X	X	X	X	X	X	X	X	X	X
		X	X	X	X	X	X	X	X	X	X	X
		X	X	X	X	X	X	X	X	X	X	X
		X	X	X	X	X	X	X	X	X	X	X
		X	X	X	X	X	X	X	X	X	X	X
		X	X	X	X	X	X	X	X	X	X	X
		X	X	X	X	X	X	X	X	X	X	X
		X	X	X	X	X	X	X	X	X	X	X
		X	X	X	X	X	X	X	X	X	X	X
		X	X	X	X	X	X	X	X	X	X	X
		X	X	X	X	X	X	X	X	X	X	X
		X	X	X	X	X	X	X	X	X	X	X
		X	X	X	X	X	X	X	X	X	X	X
		X	X	X	X	X	X	X	X	X	X	X
		X	X	X	X	X	X	X	X	X	X	X
		X	X	X	X	X	X	X	X	X	X	X
		X	X	X	X	X	X	X	X	X	X	X
		X	X	X	X	X	X	X	X	X	X	X
		X	X	X	X	X	X	X	X	X	X	X
		X	X	X	X	X	X	X	X	X	X	X
		X	X	X	X	X	X	X	X	X	X	X
		X	X	X	X	X	X	X	X	X	X	X
		X	X	X	X	X	X	X	X	X	X	X
		X	X	X	X	X	X	X	X	X	X	X
		X	X	X	X	X	X	X	X	X	X	X
		X	X	X	X	X	X	X	X	X	X	X
		X	X	X	X	X	X	X	X	X	X	X
		X	X	X	X	X	X	X	X	X	X	X
		X	X	X	X	X	X	X	X	X	X	X
		X	X	X	X	X	X	X	X	X	X	X
		X	X	X	X	X	X	X	X	X	X	X
		X	X	X	X	X	X	X	X	X	X	X
		X	X	X	X	X	X	X	X	X	X	X
		X	X	X	X	X	X	X	X	X	X	X
		X	X	X	X	X	X	X	X	X	X	X
		X	X	X	X	X	X	X	X	X	X	X
		X	X	X	X	X	X	X	X	X	X	X
		X	X	X	X	X	X	X	X	X	X	X



# VDE Prüf- und Zertifizierungsinstitut

Aktenzeichen: **1276300-1550-0002/177621** Ausweis-Nr.: **40037879** Anlage Nr.: **301** Seite: **2 / 2** Datum: **2013-07-05**  
 File reference: **1276300-1550-0002/177621** Certificate No.: **40037879** Appendix No.: **301** Page: **2 / 2** Date: **2013-07-05**

Diese Anlage ist Bestandteil des Genehmigungsausweises. This appendix is part of the certificate.

<b>Typ(en)</b> <i>Type(s)</i>	<b>IS-14</b>		
<b>Werkstoff der Trägerteile:</b> <i>Material of the base:</i>	<b>Typ; Hersteller; Farbe</b> <i>Type; manufacturer; colour</i>	<b>Glühdrahtfestigkeit (°C)</b> <i>Glow wire resistance (°C)</i>	
1.	PA66, Typ(e) 3004, TORAY Industries weiß / white	750°C	
2.	PP, Typ(e) PP4410(f1) SHINKONG Synthetic Transparent	750°C	
<b>Werkstoff der Umspritzung:</b> <i>Material of the moulding:</i>	PVC alle Farben / all colours	650°C	

# VDE Prüf- und Zertifizierungsinstitut

Aktenzeichen: **1276300-1550-0002/177621**      Ausweis-Nr.: **40037879**      Anlage Nr.: **300**      Seite: **1 / 1**      Datum: **2013-07-05**  
 File reference:

Diese Anlage ist Bestandteil des Genehmigungsausweises. This appendix is part of the certificate.

<b>Gerätesteckdose, nicht-wiederanschließbar</b> <b>Connector, non-rewirable</b>	<b>2-polig mit Schutzkontakt</b> <b>2-pole with earthing contact</b>
<b>zentrale Leitungseinführung</b> <b>straight cable entry</b>	

**Fertigungsstätte / Place of manufacture:** **30005950** : Kennzeichnung / Identification: **without / ohne**


	Position im VDE-Ausweis Position in VDE-licence	Typ(en) Type(s)	Leitungsaufruck Marking on cable	X <input checked="" type="checkbox"/> $\Delta$ genehmigte Ausführung / approved version	--- <input type="checkbox"/> $\Delta$ nicht genehmigt / not approved	
		IS-14		X <input checked="" type="checkbox"/> H05VV-F 3G 0,75 mm <sup>2</sup> (max. 2 m)		
				X <input checked="" type="checkbox"/> H05VV-F 3G 1,0 mm <sup>2</sup>		
				X <input checked="" type="checkbox"/> H05VV-F 3G 1,5 mm <sup>2</sup>		
				X <input checked="" type="checkbox"/> H05R-F 3G 0,75 mm <sup>2</sup> (max. 2 m)		
				X <input checked="" type="checkbox"/> H05R-F 3G 1,0 mm <sup>2</sup>		
				X <input checked="" type="checkbox"/> H05R-F 3G 1,5 mm <sup>2</sup>		
				X <input checked="" type="checkbox"/> H05RN-F 3G 0,75 mm <sup>2</sup> (max. 2 m)		
				X <input checked="" type="checkbox"/> H05RN-F 3G 1,0 mm <sup>2</sup>		
				X <input checked="" type="checkbox"/> H03RT-H 3G 0,75 mm <sup>2</sup> (max. 2 m)		
				X <input checked="" type="checkbox"/> H03RT-H 3G 1,0 mm <sup>2</sup>		
				X <input checked="" type="checkbox"/> H05V2V2-F 3G 0,75 mm <sup>2</sup> (max. 2 m)		
				X <input checked="" type="checkbox"/> H05V2V2-F 3G 1,0 mm <sup>2</sup>		

	<b>Typ; Hersteller; Farbe</b> <i>Type; manufacturer; colour</i>	<b>Glühdrahtfestigkeit (°C)</b> <i>Glow wire resistance (°C)</i>
<b>Werkstoff der Trägerteile:</b> <i>Material of the base:</i>	1. PA66, Typ(e) 3004, TORAY Industries weiß / white	750°C
<b>Werkstoff der Umspritzung:</b> <i>Material of the moulding:</i>	PVC alle Farben / all colours	650°C



# CERTIFICATE

KEMA No.: 2124027.01



Issued to:  
Applicant:

Product : appliance connector; (2-pole)  
Trade name : I-SHENG  
Type/model : IS-14

The product and any acceptable variation thereto is specified in the Annex to this certificate and the documents therein referred to.

KEMA hereby declares that the above-mentioned product has been certified on the basis of:

- a type test according to the standard EN 60320-1:2001/A1:2007
- an inspection of the production location according to CENELEC Operational Document CIG 021
- a certification agreement with the number 901022

KEMA hereby grants the right to use the KEMA-KEUR certification mark.

The KEMA-KEUR certification mark may be applied to the product as specified in this certificate for the duration of the KEMA-KEUR certification agreement and under the conditions of the KEMA-KEUR certification agreement.

This certificate is issued on: 19 March 2009 and expires upon withdrawal of one of the above mentioned standards.

KEMA Quality B.V.

drs. G.J. Zoetbrood  
Managing Director

F.S. Strikwerda  
Certification Manager

ACCREDITED BY  
THE DUTCH COUNCIL  
FOR ACCREDITATION



© Integral publication of this certificate is allowed

KEMA Quality B.V. Utrechtseweg 310, 6812 AR Arnhem P.O. Box 5185, 6802 ED Arnhem The Netherlands  
T +31 26 3 56 20 00 F +31 26 3 52 58 00 customer@kema.com www.kema.com www.buyerrisk.com Registered Arnhem 09085396

Experience you can trust.



## SPECIFICATION OF THE CERTIFIED PRODUCT

### Product data

product	: appliance connector; (2-pole)
trade name	:
type	: IS-14
rated current	: 10 A
rated voltage	: 250 V~
standard sheet	: C13
temperature limit	: T70
earthing	: with earthing contact
design	: non-rewirable
applied flexible cord(s)	: H05VV-F 3G0,75, 3G1,0 and 3G1,5 mm <sup>2</sup> H05Z1Z1-F 3G0,75, 3G1,0 and 3G1,5 mm <sup>2</sup> 05VA5V-F 3G0,75 and 3G1,0 mm <sup>2</sup>
certification mark	: complies with the specified requirements
cord(s) termination	: crimped connection
description	: body of thermoplastic material as part of an in complete cord set for class I appliances
markings	: are shown on the body

### TESTS

#### Test requirements

EN 60320-1:2001/A1:2007

#### Test result

The test results are laid down in KEMA test file 2124027.01.

#### Remarks

This certificate replaces our certificate 2093881.01 dated 2006-06-02 and is based on the VDE CB Test Certificate DE 1-40593



**Conclusion**

The examination proved that all test requirements were met.

Tested by : VDE

Checked by : H.R.M. Barends

A handwritten signature in blue ink, appearing to read "H.R.M. Barends", written over the printed name.

**Factory locations**

# LICENCE

No. 16929 replaces No.16853

Issued to:  
Applicant:



Product : connectors (2-pole) for class I appliances  
Trade name(s) : I-SHENG  
Type(s)/model(s) : IS-010, IS-14, IS-15, IS-15B

The product and any acceptable variation thereto is specified in the annex to this licence and the documents therein referred to.

SGS CEBEC hereby declares that the above-mentioned product has been certified on the basis of:

- a type test according to the standard specified in annex
- an inspection of the production location
- a certification agreement with the number 809


SGS CEBEC hereby grants the right to use the CEBEC certification mark

The CEBEC certification mark may be applied to the product as specified in this licence for the duration of the CEBEC certification agreement and under the conditions of the CEBEC certification agreement.

This licence is issued on: 14/12/2010

ir. C. Lana,  
Certification Manager

© Only integral publication of this certificate, including the annex, is allowed  
This certificate is only valid combined with the publication on the following web address: [www.sgs.com/ee](http://www.sgs.com/ee)



SGS Belgium NV-Division SGS CEBEC  
Business Riverside Park  
Bld Internationalelaan 55 Build. D  
B-1070 Brussels  
Tel.+32(0)2 556 00 20 Fax.+32(0)2 556 00 36

This certificate is issued by the company under its General Conditions for Certification Services accessible at [http://www.sgs.com/terms\\_and\\_conditions.htm](http://www.sgs.com/terms_and_conditions.htm). Attention is drawn to the limitations of liability defined therein and in the Test Report herein mentioned which findings are reflected in this Certificate. Any unauthorized alteration, forgery or falsification of the content or appearance of this document is unlawful and offenders may be prosecuted to the fullest extent of the law.

## SPECIFICATION OF THE CERTIFIED PRODUCT

### Product data

Product	:	connectors (2-pole) for class I appliances
Trade name(s)	:	
Type(s)/Model(s)	:	IS-010, IS-14, IS-15, IS-15B
rated current (In)	:	10 A
rated voltage (Un)	:	250 V~
standard sheet	:	C13
earthing	:	with earthing contact
temperature limit (t max)	:	cold conditions, T70
design	:	non-rewirable
certification mark	:	complies with the requirements
cord(s) termination	:	crimped connection
description	:	body of thermoplastic material
markings	:	are shown on the body

### Additional information

IS-14 & IS-15

Moulding : PVC if PVC cable used

TPE type IS-TPE01 from I-Sheng Electronics if halogen free cable used

Insert : PBT if PVC cable used

Nylon 66 type 6310 from Nan Ya Plastic Corp if halogen free cable used

### Product data - type IS-15B

applied flexible cord(s)	:	H05VV-F 3G0.75-1.0 mm <sup>2</sup>
construction	:	angled type

### Product data - type IS-010

applied flexible cord(s)	:	H05 VV-F 3G0.75-1.0 mm <sup>2</sup>
construction	:	angled type

**Product data - type IS-14**

applied flexible cord(s) : H05 VV-F 3G0.75-1.0-1.5 mm<sup>2</sup>  
05VA5V-F 3G0.75-1.0 mm<sup>2</sup>  
H05Z1Z1-F 3 G 0.75-1-1.5 mm<sup>2</sup>

construction : straight type

**Product data - type IS-15**

applied flexible cord(s) : H05 VV-F 3G0.75-1.0-1.5 mm<sup>2</sup>  
H05Z1Z1-F 3 G 0.75-1-1.5 mm<sup>2</sup>  
05VA5V-F 3G0.75-1.0 mm<sup>2</sup>

applied flexible cord(s) (cont'd) : (H)05VV-F 3G0.75-1.0 mm<sup>2</sup>

construction : angled type

**TESTS**

**Test requirements**

NBN EN 60320-1 based on EN 60320-1:2001 + A1:2007

**Test results**

The test results are laid down in certification file ref.589470/01

**Remarks**

This certificate is based on certificate ref. DK-20126, DK-20923, DE1-40593, DE1-40591, FI2724, FI2725, FI2931 and test report(s) ref. U03043-10, U03036-10, 1276300-1550-0002/107125, 1276300-1550-0002/107141, 231388-01, 231388-02 and 233965-03


**Conclusion**

The examination proved that all test requirements were met.

Checked by, project leader : Zanutto Luigi - 14/12/2010

Department Manager,  
Product Certification :

Certification Manager :





**FACTORY LOCATION(S)**

# DEMKO CERTIFICATE

**Certificate No.** D-02487  
**Page** 1/3  
**Date of Issue** 2013-04-30

**Certificate Holder**

**Manufacturer**

**Production site**

See Page 2

**Certified Product Model** Connector, Non-rewirable  
IS-14

**Trademark** I-SHENG

**Rated Voltage / Frequency** 250 V ~

**Rated Current / Power** 10 A

**Insulation Class** -

**Degree of protection (IP)** -

**Tested acc. to** EN 60320-1:2001/A1:2007, EN 60320-1:2001

**Test Report No.** 13CA22784 issued on 2013-04-26

**Additional** Additionally evaluated to EN 60320-1:2001+A1:2007; National Differences specified in the CB Test Report.

**Expire date** 2023-04-30

**Certification Manager**  
Jan-Erik Storgaard

**Certification Body**

The product and production sites listed on the certificate comply with the D-mark requirements and the UL Global Service Agreement, with reference to Terms and Conditions for the D mark. The Owner of the certificate is entitled to use the d or for cables <DEMKO>, for the products listed on the certificate and manufactured at the production sites listed. UL has to be informed in writing about any changes to the product or production site in accordance with the Term and Conditions of the D mark. The validity of the certificate is shortened if the EU legislation require re-testing and re-certification due to new standards or amendments coming into force before the expiry date.

**UL International Demko A/S, Borupvang 5A, DK-2750  
Ballerup, Denmark, Tel. +45 44 85 65 65,  
info.dk@ul.com  
www.ul-europe.com**



# Appendix DEMKO CERTIFICATE

**Certificate No.** D-02487  
**Page** 2/3  
**Date of Issue** 2013-04-30

Production Sites:

**External Certification Information:**

CB-certificate FI 7835 issued by SGS Fimko Ltd, dated 2013-04-02

**Additional Information:**

This certificate replace Demko certificate D-312723-05.

For class I equipment.

Standard Sheet: C13

Type of Cords:

H05VV-F 3G 0.75 – 1.5 mm<sup>2</sup>

05VA5V-F 3G 0.75 – 1.0 mm<sup>2</sup>

H05Z1Z1-F 3G 0.75 – 1.5 mm<sup>2</sup>


**Certification Body**

UL International Demko A/S, Borupvang 5A, DK-2750  
Ballerup, Denmark, Tel. +45 44 85 65 65,  
info.dk@ul.com  
www.ul-europe.com



# Appendix DEMKO CERTIFICATE

Certificate No. D-02487  
Page 3/3  
Date of Issue 2013-04-30



Certification Body

UL International Demko A/S, Borupvang 5A, DK-2750  
Ballerup, Denmark, Tel. +45 44 85 65 65,  
info.dk@ul.com  
www.ul-europe.com



# Certificate



for European Product Safety

Reference No. 1305108

## Connector

Type designation IS-14

Certificate holder

The product complies with the standard(s) EN 60320-1:2001 +A1

Date of expiry 5 May 2018

EU Directive information The product satisfies the provisions for CE marking according to the Low Voltage Directive 2006/95/EC.

Additional information in Appendix.

Certification Body Intertek Semko AB, Product Certification

Place Kista - Stockholm

Signed

  
Pär Iggström

Date 24 April 2013  
Page 1 of 3

This certificate is issued in accordance with the terms and conditions set out in the Appendix.



Intertek  
Appendix

Reference No. 1305108

*Technical data*

Type designation	IS-14
Rated voltage (V)	250V~
Rated current (A)	10A
IP-Class	20
Type of cord	H05VV-F 3G0,75-1,5mm <sup>2</sup> 05VA5V-F 3G0,75-1,0mm <sup>2</sup> H05Z1Z1-F 3G0,75-1,5mm <sup>2</sup>
Standard sheet	C13
Trade mark	I-SHENG
Product information	Non-rewirable connector for class I equipments

*Manufacturing site(s)*

*This Certificate is for the exclusive use of Intertek's Client and is provided pursuant to the Certification agreement between Intertek and its Client. Intertek's responsibility and liability are limited to the terms and conditions of the agreement. Intertek assumes no liability to any party, other than to the Client in accordance with the agreement, for any loss, expense or damage occasioned by the use of this certificate. Only the Client is authorized to permit copying or distribution of this certificate and then only in its entirety. Use of Intertek's Certification mark is restricted to the conditions laid out in the agreement. Any further use of the Intertek name for the sale or advertisement of the tested material, product or service must first be approved in writing by Intertek. Initial Factory Assessments and Follow up Services are for the purpose of assuring appropriate usage of the Certification mark in accordance with the agreement, they are not for the purposes of production quality control and do not relieve the Client of their obligations in this respect.*



**Intertek**  
**Appendix**

Reference No. 1305108

This certificate, which includes production control, constitutes sufficient support for an EC Declaration of Conformity and CE marking, according to the principle of presumption of conformity, of the product according to the Low Voltage Directive 2006/95/EC.

This presumption can expire before end of validity of this certificate due to new issued Standard or Amendment and changes within the EU legislation.

This certificate is based on CB with ref. No. FI 7835 dated 2013-04-02, issued by SGS Fimko Ltd.

*Certification Body* Intertek Semko AB, Product Certification *Place* Kista - Stockholm

*Signed*

  
Pär Iggström

*Date* 24 April 2013

*This Certificate is for the exclusive use of Intertek's Client and is provided pursuant to the Certification agreement between Intertek and its Client. Intertek's responsibility and liability are limited to the terms and conditions of the agreement. Intertek assumes no liability to any party, other than to the Client in accordance with the agreement, for any loss, expense or damage occasioned by the use of this certificate. Only the Client is authorized to permit copying or distribution of this certificate and then only in its entirety. Use of Intertek's Certification mark is restricted to the conditions laid out in the agreement. Any further use of the Intertek name for the sale or advertisement of the tested material, product or service must first be approved in writing by Intertek. Initial Factory Assessments and Follow up Services are for the purpose of assuring appropriate usage of the Certification mark in accordance with the agreement, they are not for the purposes of production quality control and do not relieve the Client of their obligations in this respect.*

Product Connector

Applicant

Manufacturer

Factory  See page 2

Ratings 10A 250V AC

Trade mark I-SHENG

Model / Type Ref. IS-14

Principal characteristics Non-rewirable connector with H05VV-F 3G0.75-1.5mm<sup>2</sup>.  
Standard sheet C13. IP20. See next page(s)A sample of the product was tested  
and found to be in conformity with

INST EN 60320-1:2001;A1

Replaces This certificate replaces previous certificate No. P08209279/A1, due to addition  
of a new factoryValidity This certificate documents conformity with the standards shown, and also applies as license for use  
of Nemkos name and certification mark. The certificate and license is valid as long as the  
applicable conditions are complied with, and provided that any changes to the product are notified  
to Nemko for acceptance prior to implementation.New standards or amendments to the standards may imply that the product design must be  
updated and/or that re-testing and re-certification is necessary.

Additional information

 See next page(s)

Additional model(s)

 See next page(s)

Date of issue 12-05-2009



Signature

Geir Hørthe

Certification Department

Nemko AS

Office address

Internet

Telephone

Fax

P.O. Box 73, Blindern

Gaustadalléen 30

www.nemko.com

+47 22 96 03 30

+ 47 22 96 05 50

N-0314 Oslo, Norway

Oslo

Enterprise number:

NO 974404532



Product Connector  
Pos. No 1  
Model / Type Ref. IS-14  
Trade mark (if different from page 1)  
Rating 10A 250V AC  
Principal characteristics Non-rewirable connector with H05Z1Z1-F 3G0.75-1.5mm<sup>2</sup>.  
Standard sheet C13. IP20.

Product Connector  
Pos. No 2  
Model / Type Ref. IS-14  
Trade mark (if different from page 1)  
Rating 10A 250V AC  
Principal characteristics Non-rewirable connector with 05VA5V-F 3G0.75-1mm<sup>2</sup>.  
Standard sheet C13. IP20.

Factories:

Date of issue 12-05-2009



Signature

Geir Hørthe

Certification Department

# CERTIFICATE ENEC/FI 2013015 A1



Our Ref. 270593-1, 270593-2

**Product** Connector, non-rewirable  
**Rating and principal characteristics** 10 A, 250 V~, IP20  
**Trade mark (if any)** I-SHENG  
**Type** IS-14, with cord H05VV-F 3G0,75-1-1,5  
IS-14, with cord 05VA5V-F 3G0,75-1  
IS-14, with cord H05Z1Z1-F 3G0,75-1-1,5

**Name and address of the licensee**

**Address of the manufacturer**

**Is in conformity with** EN 60320-1:2001 + A1:2007

**As shown in the Test Report(s) No(s)** 270593-1 and 270593-2

**It is authorized to use of the marks** ENEC 16 and FI

**Validity** This certificate is valid until 02 April 2018 unless the standard in question has been amended or superseded with significant changes in requirements, in which case, SGS Fimko has the right to shorten the validity of the certificate based on the legislation of the European Union. This certificate includes the right to use the ENEC 16 and FI mark under the condition that changes (if any) will be checked at SGS Fimko before the product is brought onto market and that the conditions for ENEC and FI certification are met.

**Directive information** The product(s) fulfils the essential safety requirements for CE conformity marking according to the Low Voltage Directive (2006/95/EC) at the date of issue of this certificate.

**With the following limitations** -

**Date of issue** 20 August 2013

**Signature** **SGS Fimko Ltd**

Sixten Lökfors  
Project Manager



This certificate has 2 pages



This certificate is issued by the company under its General Conditions for Certification Services accessible at <http://www.sgs.fi/en/Terms-and-Conditions.aspx>. Attention is drawn to the limitations of liability defined therein and in the Test Report here above mentioned which findings are reflected in this certificate. Any unauthorized alteration, forgery or falsification of the content or appearance of this document is unlawful and offenders may be prosecuted to the fullest extent of the law.

Page No.: 2 of Certificate No.: ENEC/FI 2013015 A1

**Additional information**

Standard sheet C13  
05VA5V-F 3G0,75-1 (as 60227 IEC 53 (H05VV-F) but with Al-tape screen and copper wire around conductors)

This certificate replaces ENEC/FI certificate No. 2013015 dated 02 April 2013, due to added one Manufacturing site.

**Manufacturing site(s)**





Client no. 1451	Your ref. Kelly Chien	Our Ref. Ts	Date 2015/05/04
--------------------	--------------------------	----------------	--------------------

## Authorization

Number: **15.0273**  
 valid until: **2018/05/03**

Marking:  Company logo

Based on the documents contained in file **15-BS-0118** the Federal Inspectorate for Heavy Current Installations grants the firm named above the right, to put the equipment listed below on the market marked with the safety mark in accordance with the NEV.

Equipment: **Connector, non-rewirable**  
 Tradename: **I-SHENG**

Type designation: **IS-14**  
 Nominal values:  
 250V~ 10A L+N+PE  
 standard sheet C13  
 with non rewirable cords:  
 H05VV-F 3G0.75mm<sup>2</sup> [I-SHENG]  
 H05VV-F 3G1.00mm<sup>2</sup> [I-SHENG]  
 H05VV-F 3G1.50mm<sup>2</sup> [I-SHENG]  
 05VA5V-F 3G0.75mm<sup>2</sup> [I-SHENG]  
 05VA5V-F 3G1.00mm<sup>2</sup> [I-SHENG]  
 H05Z1Z1-F 3G0.75mm<sup>2</sup> [I-SHENG]  
 H05Z1Z1-F 3G1.00mm<sup>2</sup> [I-SHENG]  
 H05Z1Z1-F 3G1.50mm<sup>2</sup> [I-SHENG]

Protection class: **For class I equipment**  
 Protection degree: **IP20**





**Authorization**

Number: **15.0273**

page **2**

**Basis:**

**CB / Fimko / FI 7835 dated 2013/04/02**

**Remark:**

**Manufacturing sites:**

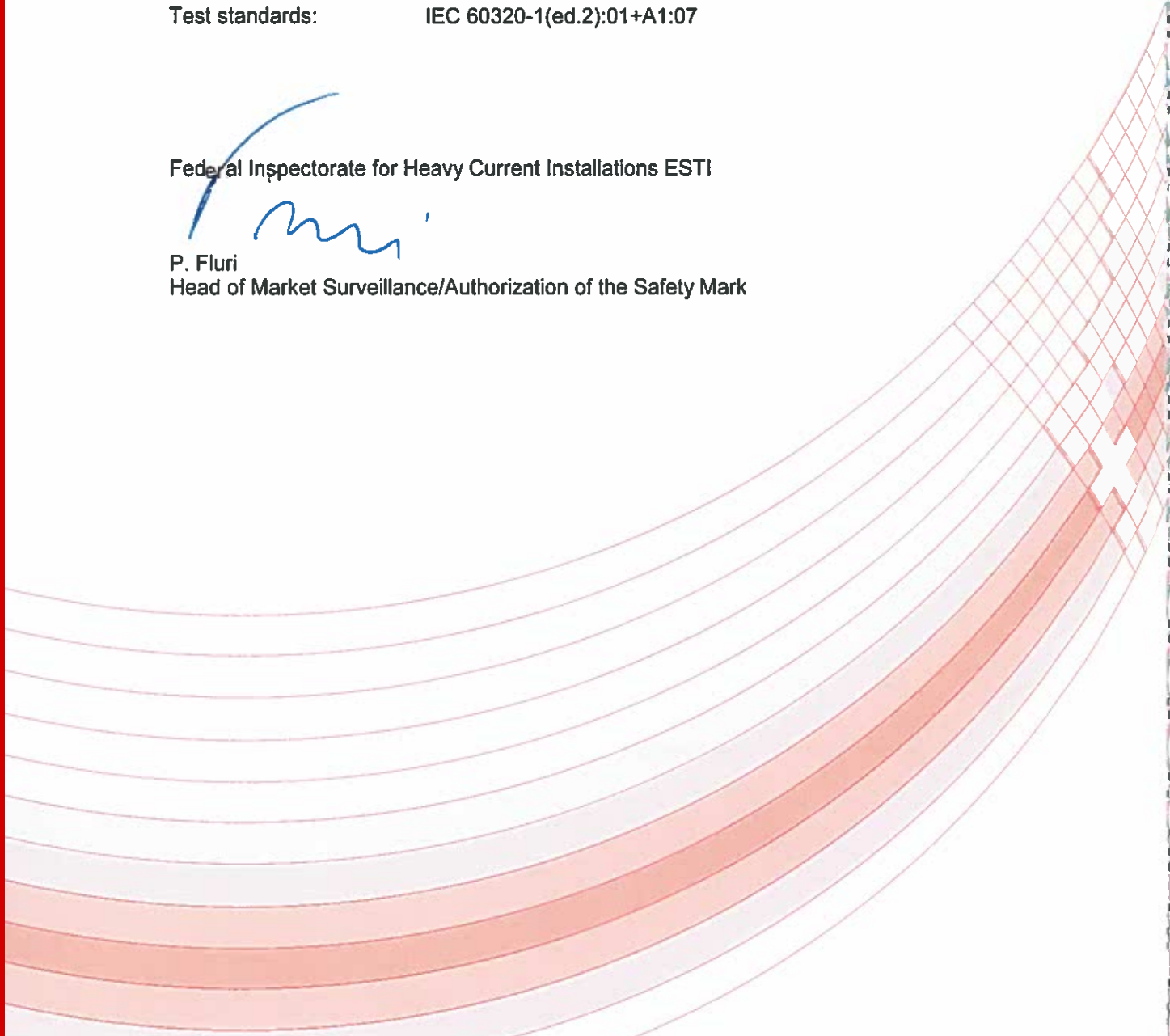
**Test standards:**

**IEC 60320-1(ed.2):01+A1:07**

**Federal Inspectorate for Heavy Current Installations ESTI**

**P. Fluri**

**Head of Market Surveillance/Authorization of the Safety Mark**



**OVE AUSTRIAN ELECTROTECHNICAL ASSOCIATION**

Eschenbachgasse 9, 1010 Wien, Austria  
ZVR: 327279890 | DVR: 1055887

**OVE - Testing & Certification**

Kahlenberger Str. 2A, 1190 Wien, Austria  
Phone: +43 1 370 58 06  
www.ove.at



# ÖVE-CERTIFICATE

including the entitlement to use the Austrian Safety Mark



Certificate No.: **8556-004-11**

Valid from: 2015 10 27  
until: 2017 10 27

The Austrian Electrotechnical Association (OVE) hereby grants the right to the company mentioned below to label the listed products with the Austrian Safety Mark.

Company:

Product: **Connector for Class I appliances with cord**

Basis for this given right is the conformity of the products with the requirements of the technical standards listed in this certificate as stated in the file(s) Ref.-No(s). **2525,1064-722/99-N1**.

This certificate establishes the conformity of the tested specimen and of all products manufactured strictly identical to the submitted one.

**Österreichischer Verband für Elektrotechnik**  
Head of Testing & Certification

Digitally signed by W. Martin  
Email=w.martin@ove.at

Dipl.-Ing. W. Martin

Vienna, 2015 08 18



**OVE - Testing & Certification**

Accredited by the Federal Ministry of Science, Research and Economy as Certification Body for products within the scope as given in the official decree and published under [www.en.bmwf.gov.at/accreditation](http://www.en.bmwf.gov.at/accreditation)





Österreichischer Verband  
für Elektrotechnik

Certificate No.: 8556-004-11  
Date: 2015 08 18  
Page 2 of 3

**Manufacturer:**

**Factory location(s):**

**Tested and certified according to:**

ÖVE/ÖNORM EN 60320-1:2010-11-01

This certificate is the basis for the EC Declaration of Conformity and the CE Marking by the manufacturer or his agent and shows the conformity with the listed standards as defined by the **EC Low-Voltage Directive 2006/95/EC**.

**Product: Connector for Class I appliances with cord**

**Type designation:**

*Rating:*

**Trademark:**

**IS-14**

Rated voltage: AC 250 V

Rated current: 10 A

H05VV-F 3 G 0,75

**IS-14**

Rated voltage: AC 250 V

Rated current: 10 A

H05VV-F 3 G 1

**OVE - Testing & Certification**

Accredited by the Federal Ministry of Science, Research and Economy as Certification Body for products within the scope as given in the official decree and published under [www.en.bmwf.gv.at/accreditation](http://www.en.bmwf.gv.at/accreditation)





Österreichischer Verband  
für Elektrotechnik

Certificate No.: 8556-004-11  
Date: 2015 08 18  
Page 3 of 3

**IS-14**

Rated voltage: AC 250 V  
Rated current: 10 A  
H05VV-F 3 G 1,5

**IS-14**

Rated voltage: AC 250 V  
Rated current: 10 A  
05VA5V-F 3 G 0,75

**IS-14**

Rated voltage: AC 250 V  
Rated current: 10 A  
05VA5V-F 3 G 1

**IS-14**

Rated voltage: AC 250 V  
Rated current: 10 A  
H05Z1Z1-F 3 G 0,75

**IS-14**

Rated voltage: AC 250 V  
Rated current: 10 A  
H05Z1Z1-F 3 G 1

**IS-14**

Rated voltage: AC 250 V  
Rated current: 10 A  
H05Z1Z1-F 3 G 1,5

---

**OVE - Testing & Certification**

Accredited by the Federal Ministry of Science, Research and Economy as Certification Body for products within the scope as given in the official decree and published under [www.en.bmwfw.gv.at/accreditation](http://www.en.bmwfw.gv.at/accreditation)





PID:


02115100

CID:

C.1993.495

**Certificato di approvazione***Approval certificate***IMQ, ente di certificazione accreditato,  
autorizza la ditta***IMQ, accredited certification body, grants to***all'uso del marchio***the licence to use the mark***IMQ**

Il presente certificato è  
soggetto alle condizioni  
previste nel "Regolamento  
IMQ - Certificazione  
prodotto" ed è relativo ai  
prodotti descritti  
nell'Allegato al presente  
certificato.

**per i seguenti prodotti***for the following products***Prese di connettore  
indissolubilmente collegate al  
cavo  
( Rif. di tipo IS-14 )***Non-rewirable connectors  
( Type ref. IS-14 )*

*This certificate is subjected to  
the conditions foreseen by "IMQ  
Rules - Product Certification"  
and is relevant to the products  
listed in the annex to this  
certificate.*

Emesso il | Issued on:

**2000-03-31**

Data di aggiornamento | Updated on

**2009-05-21**

Sostituisce | Replaces

**2005-02-04**  
IMQ S.p.A.

**Allegato - Certificato di approvazione**  
**Annex - Approval certificate**

*Emesso il / Issued on* 2000-03-31

*Data di aggiornamento / Updated on* 2009-05-21

*Sostituisce / Replaces* 2005-02-04

**Prodotto | Product**

**Prese di connettore indissolubilmente collegate al cavo**  
**Non-rewirable connectors**

**Concessionario | Licence Holder**

**Marchio | Mark**



IMQ

**Costruito a | Manufactured at**

98001046	CLISHE.CO2LCISHE+2	JIANG SU PROVINCE	China
98001045	CLISHE.CO2LCISHE+1	SHENZHEN GUANGDONG	China
95002261	CLISHE.CO1LCISHE.C	TAO YUANG HSIEN, TAIWAN	Taiwan
PLJ00091	CO2702551	Bac Ninh Province	Viet Nam

*Copia del presente certificato deve essere conservata presso i luoghi di produzione sopra elencati.*

*Copy of this certificate must be available at the manufacturing places listed above*

**Norme**

*EN 60320-1:2001 + A1:2007*  
*Prodotti conformi ai requisiti essenziali della Direttiva B.T. 2006/95/CE*

**Standards**

*EN 60320-1:2001 + A1:2007*  
*Products meeting the essential requirements of L.V.D. 2006/95/EC*

**Rapporti | Test Reports**

26LJ00009

**Caratteristiche tecniche | Technical characteristics**

<i>Designazione   Type designation</i>	<b>2P+T foglio C13 / 2P+E S.S. C13</b>
<i>Tensione nominale   Rated voltage</i>	<b>250 V</b>
<i>Corrente nominale   Rated current</i>	<b>10</b>
<i>Tipo di applicazione   Type of application</i>	<b>fredda / for cold conditions</b>
<i>Tipo di morsetti   Type of terminals</i>	<b>morsetti aggraffati / crimped connections</b>
<i>Materiale della custodia   Material of the cover</i>	<b>termoplastico / thermoplastic</b>
<i>Uscita cavo   Cable exit</i>	<b>assiale / straight</b>

**Articoli (con dettagli) | Articles (with details)**

DAT99002746.1

<i>Marca   Trade mark</i>	
<i>Riferimento di tipo   Type reference</i>	<b>IS-14</b>
<i>Tipo di cavo   Type of cable</i>	<b>H05VV-F</b>
<i>Sezione nominale   Section areas</i>	<b>3G0,75 mm<sup>2</sup></b>

DAT99002746.2

<i>Marca   Trade mark</i>	
<i>Riferimento di tipo   Type reference</i>	<b>IS-14</b>
<i>Tipo di cavo   Type of cable</i>	<b>H05VV-F</b>
<i>Sezione nominale   Section areas</i>	<b>3G1,00 mm<sup>2</sup></b>

DAT99002746.3

Marca | Trade mark

Riferimento di tipo | Type reference **IS-14**  
Tipo di cavo | Type of cable **H05VV-F**  
Sezione nominale | Section areas **3G1,50 mm<sup>2</sup>**

DAT99002746.4

Marca | Trade mark

Riferimento di tipo | Type reference **IS-14**  
Tipo di cavo | Type of cable **05VA5V-F**  
Sezione nominale | Section areas **3G0,75 mm<sup>2</sup>**

DAT99002746.5

Marca | Trade mark

Riferimento di tipo | Type reference **IS-14**  
Tipo di cavo | Type of cable **05VA5V-F**  
Sezione nominale | Section areas **3G1,00 mm<sup>2</sup>**

AR.J003F1

Marca | Trade mark

Riferimento di tipo | Type reference **IS-14**  
Tipo di cavo | Type of cable **H05Z1Z1-F**  
Sezione nominale | Section areas **3G0,75 mm<sup>2</sup>**

AR.J003F2

Marca | Trade mark

Riferimento di tipo | Type reference **IS-14**  
Tipo di cavo | Type of cable **H05Z1Z1-F**  
Sezione nominale | Section areas **3G1,00 mm<sup>2</sup>**

AR.J003F3

Marca | Trade mark

Riferimento di tipo | Type reference **IS-14**  
Tipo di cavo | Type of cable **H05Z1Z1-F**  
Sezione nominale | Section areas **3G1,50 mm<sup>2</sup>**

## Ulteriori informazioni | Additional Information

Le spine riportano la seguente marcatura aggiuntiva che identifica il luogo di produzione:

C = I-SHENG Manufacturing (Song Gang) China;  
K = I-SHENG Electric Wire & Plastic (Kunshan) China;  
- = I-SHENG Electric Wire & cable (Tao Yuang Hsien) Taiwan;  
V = I-SHENG Electric Wire & cable (Bac Ninh) Vietnam;

La presa di connettore rif.di tipo IS-14 è prodotta con il seguente inserto:  
marca I-Sheng art. 014 (alloggiamento) e marca GEM art. 98740 (contatti)

The plugs are quoted with the following additional marking which identify the manufacturing location:

C = I-SHENG Manufacturing (Song Gang) China;  
K = I-SHENG Electric Wire & Plastic (Kunshan) China;  
- = I-SHENG Electric Wire & cable (Tao Yuang Hsien) Taiwan;  
V = I-SHENG Electric Wire & cable (Bac Ninh) Vietnam;

The non-rewirable connector type ref. IS-14 is manufactured with the following insert:  
trade mark I-Sheng art. 014 (housing) and trade mark GEM art. 98740 (contacts)

## Componenti | Component List

### Type ref. IS-14

Tipo   Type	(*)	Costruttore   Manufacturer	Riferimento   Type Ref.	Dati   Data	Norme   Standard (*)	Marchi   Marks
Cavo / Cable	2/4			H05VV-F	-	IMMEQU
Cavo / Cable	2/4			05VA5V-F	-	VDE
Cavo / Cable	2/4			H05Z1Z1-F	-	VDE

Emesso il | Issued on **2009-05-21**

Data di aggiornamento | Updated on

Sostituisce | Replaces

Ciascun componente è contraddistinto da un numero avente il seguente significato:

- 1 - Componente marchiato e sostituibile con altro pure marchiato con caratteristiche equivalenti
- 2 - Componente sostituibile solo previa autorizzazione dell'IMQ
- 3 - Componente (integrato nell'apparecchio utilizzatore) provato congiuntamente all'apparecchio utilizzatore
- 4 - Componente in alternativa
- 5 - Componente per uso opzionale
- 6 - Componente da abbinare

Each component is signed by a number having the following meaning:

- 1 - Approved component replaceable with another one also approved with equivalent characteristics
- 2 - Component replaceable with IMQ authorization only
- 3 - Integrated component tested together with appliances
- 4 - Alternative component
- 5 - Component for optional use
- 6 - Component to be matched

(\*) Queste colonne sono compilate a cura di IMQ / These columns are filled in by IMQ

### Diritti di concessione | Annual Fees

DAT99002746 BTJ.021100.DA19

Diritti modelli IMQ - 0211 - Prese, spine e connettori di uso domestico | IMQ models - 0211 - Plugs and appliance couplers for domestic purposes

2

  
IMQ S.p.A.



LCIE

Accréditation  
N° 5-0014  
Portée  
disponible sur  
www.cofrac.fr



# LICENCE



LCIE N° 582010

Délivrée à:  
*Delivered to:*

Site de fabrication:  
*Factory:*

Produit: **Connecteurs pour usages domestiques et usages généraux analogues**  
*Product: Appliance couplers for household and similar general purposes*

Marque commerciale (s'il y a lieu): **I-SHENG**  
*Trade mark (if any):*

Modèle, type, référence: **IS-14**  
*Model, type, reference:*

Caractéristiques nominales et principales: **10A, 250V~**  
*Rating and principal characteristics:*

Informations complémentaires: **Voir annexe 2 / See annex 2**  
*Additional informations: Ajout d'un nouveau site de fabrication et d'un câble / Addition of new factory and cable*

Le produit est conforme à: **EN 60320-1:2001 +A1:2007**  
*The product is in conformity with:*

Documents pris en compte: **Certificat d'essai OC / CB test certificate n° DE1-4 0593 / TR 1276300-1550-0002/107125**  
*Relevant documents:*

Annule et remplace (s'il y a lieu): **Licence n° 558756G du 2007-05-23**  
*Cancels and replaces (if necessary):*

Cette licence autorise l'usage de la marque NF pour le produit dans les conditions du règlement de la marque NF, pour autant que les contrôles réguliers de la fabrication et les vérifications par tierce partie soient satisfaisants.

*This licence permits the use of the Mark NF for the product in compliance with the Regulation of the NF Mark, as far as the regular checking and third party verifications of the production are satisfactory.*


Fontenay-aux-Roses, 2009-03-11

Par mandatement de AFNOR Certification et pour le LCIE  
*By mandate from AFNOR Certification and for LCIE*

Date limite de validité :  
*Limit expired date :*

**Rémi HANOT**  
Responsable de Certification  
*Certification Officer*


La validité de la présente licence cesse dès l'annulation de l'une des normes sur laquelle elle est fondée.  
*The present licence is valid until the cancellation of one of the standards on which it is based.*



**Annexe 1 : Liste des sites de fabrication**  
***Annex 1 : List of the Factories***

Site de fabrication :

*Factory :*





LCIE

LCIE N°582010

Annexe / Annex 2

**CARACTERISTIQUES NOMINALES ET PRINCIPALES  
RATING AND PRINCIPAL CHARACTERISTICS**

**Classification**

Feuille de norme / <i>standard Sheet</i>	C13
Courant nominal / <i>rated current (A)</i>	10A
Tension nominale / <i>rated voltage (V)</i>	250V
Degré de protection / <i>degree of protection</i>	IP20
Température maximale de la base des broches du socle de connecteur correspondant <i>maximum pin temperature at the base of the pins of the corresponding appliance inlet</i>	prises mobiles pour conditions froides (température des broches ne dépassant pas 70 °C) <i>connectors for cold conditions (pin temperature not exceeding 70 °C)</i>
Type d'équipement à raccorder <i>type of equipment to be connected</i>	prises mobiles pour matériels de la classe I <i>connectors for class I equipment</i>
Mode de raccordement du câble <i>method of connecting the cord</i>	prises mobiles non démontables <i>non-rewirable connectors</i>


Couleur: noir / *Color: black*

Entrée longitudinale de câble / *Longitudinal entry of cable*

**Câble / Cable**

Type du câble <i>Type of cable</i>	Fabricant <i>Manufacturer</i>	Conformité <i>Conformity</i>
H05VV-F 3G0,75 / 1 / 1,5	I-Sheng Electric Wire and Cable Co., Ltd.	VDE
H05Z1Z1-F 3G0,75 / 1 / 1,5	I-Sheng Electric Wire and Cable Co., Ltd.	VDE

Insert 014 I-Sheng Plastic Co., Ltd.



02 April 2013

9th Floor, No.12, Alley 100,  
Lane 155, Tung Hwa North Road,  
Taipei 105, Taiwan

Liza Yu Hsien Ting Huang

Attention: Ms Liza Huang  
Dear Sir / Madam,

### **APPROVAL OF PRESCRIBED EQUIPMENT**

Enclosed is the Certificate(s) in respect to your recent application received by Queensland Government (ESO).

Please take time to check the certificate to ensure that all details are correct in accordance with your application, and that you understand all of the conditions imposed on the approval.

Should you have any queries, please contact Pravin Venkatesan on telephone ,or email [pravin.venkatesan@justice.qld.gov.au](mailto:pravin.venkatesan@justice.qld.gov.au)

Any samples that accompanied your application are available for collection, and if not collected within 20 business days of the date hereon may be disposed of.

Notification must be given to Queensland Government (ESO) of any change of registered Address within 20 business days.

Yours faithfully



**DIRECTOR OF EQUIPMENT SAFETY**

Ref: ESO130212/00



Certificate Number: ESO130212/00



# Certificate of Approval

This is to certify that the Director of Equipment Safety has approved the electrical equipment described hereunder.

**Registered Declarant:** Liza Yu Hsien Ting Huang  
9th Floor, No.12, Alley 100,  
Lane 155, Tung Hwa North Road,  
Taipei 105, Taiwan

## Required Marking: ESO130212

Electrical equipment covered by this approval must comply in all respects with the approved article, and prior to being supplied or offered for supply, must be clearly and indelibly marked with the required marking indicated above, or the Regulatory Compliance Mark (RCM) provided that the requirements of all relevant parts of AS/NZS 4417 applicable to the article are fulfilled.

Any modifications to the electrical equipment or its place of manufacture must be approved by Queensland Government (ESO) prior to the equipment being supplied or offered for supply.

Notification must be given to Queensland Government (ESO) of any change to the name or address of the holder of the certificate within 20 business days.

### ARTICLE DETAILS

Electrical Equipment:	Prescribed Appliance Connector Moulded appliance connector
Relevant Standards:	AS/NZS60320.1:2012
Expiry Date:	09 June 2018
Conditions of Approval:	Alternative certification mark Q88116

A handwritten signature in black ink, appearing to be "B. R. H.", written over a light blue rectangular background.

Certificate Number: ESO130212/00



## Approval details

Model	IS-14
Rated at	Input: 250V ~, 10A
Trade Name	
Comments	C13 type moulded to cords H05VV-F 3G0.75mm <sup>2</sup> (3ASL/75, Q88228); H05VV-F 3G1.0mm <sup>2</sup> (3ASL/100, Q90033); H05VV-F 3G1.5mm <sup>2</sup> (3ASL/150, Q96257); 05VA5V-F 3G0.75mm <sup>2</sup> (3ASL/75A); 05VA5V-F 3G1.0mm <sup>2</sup> (3ASL/100A, Q98318) and H05Z1Z1-F 3G0.75mm <sup>2</sup> /1.0mm <sup>2</sup> (Q090060)

Model	IS-14S
Rated at	Input: 250V~, 10A
Trade Name	
Comments	C13 type [different shape] moulded to cords:- H05VV-F 3G0.75mm <sup>2</sup> (3ASL/75, Q88228) and 3G0.1.0mm <sup>2</sup> (3ASL/100, Q90033).

Model	IS-14B
Rated at	Input: 250V~, 10A
Trade Name	
Comments	C13 type (different shape) moulded to cords:- H05VV-F 3G0.75mm <sup>2</sup> (3ASL/75,3ASL/75A, 3ASL/75B, 3ASL/75A&B, Q88228); H05VV-F 3G1.0mm <sup>2</sup> (3ASL/100, 3ASL/100A, 3ASL/100B, Q90033); H05VV-F 3G1.5mm <sup>2</sup> (3ASL/150, 3ASL/150A, Q96257) and H05VV-F 3G2.5mm <sup>2</sup> (3ASL/250, 3ASL/250A, Q90033).

A handwritten signature in black ink, appearing to be "B. R. H.", written over a light blue rectangular background.

Certificate Number: ESO130212/00



Model	IS-14A
Rated at	Input: 250V~, 10A
Trade Name	
Comments	C17 connector moulded to cords:- H05VV-F 2x0.75mm <sup>2</sup> (2ASL/75,Q88228); H05VV-F 2x1.0mm <sup>2</sup> (2ASL/100, Q90033) and H05VVH2-F 2x0.75mm <sup>2</sup> (2LSF/75, Q88228).

A handwritten signature in black ink, appearing to be "B. R. H.", written over a light grey rectangular background.

19 November 2014

9th Floor, No.12, Alley 100,  
Lane 155, Tung Hwa North Road,  
Taipei 105, Taiwan

Liza Yu Hsien Ting Huang

Attention: Ms Liza Huang  
Dear Sir / Madam,

### **APPROVAL OF PRESCRIBED EQUIPMENT**

Enclosed is the Certificate(s) in respect to your recent application received by Queensland Government (ESO).

Please take time to check the certificate to ensure that all details are correct in accordance with your application, and that you understand all of the conditions imposed on the approval.

Should you have any queries, please contact Ben Taylor on telephone ,or email [ben.taylor@justice.qld.gov.au](mailto:ben.taylor@justice.qld.gov.au)

Any samples that accompanied your application are available for collection, and if not collected within 20 business days of the date hereon may be disposed of.

Notification must be given to Queensland Government (ESO) of any change of registered Address within 20 business days.

Yours faithfully



**DIRECTOR OF EQUIPMENT SAFETY**

Ref: ESO130212/01

Certificate Number: ESO130212/01



# Certificate of Approval

This is to certify that the Director of Equipment Safety has approved the electrical equipment described hereunder.

**Registered Declarant:** Liza Yu Hsien Ting Huang  
9th Floor, No.12, Alley 100,  
Lane 155, Tung Hwa North Road,  
Taipei 105, Taiwan

## Required Marking: ESO130212

Electrical equipment covered by this approval must comply in all respects with the approved article, and prior to being supplied or offered for supply, must be clearly and indelibly marked with the required marking indicated above, or the Regulatory Compliance Mark (RCM) provided that the requirements of all relevant parts of AS/NZS 4417 applicable to the article are fulfilled.

Any modifications to the electrical equipment or its place of manufacture must be approved by Queensland Government (ESO) prior to the equipment being supplied or offered for supply.

Notification must be given to Queensland Government (ESO) of any change to the name or address of the holder of the certificate within 20 business days.

### ARTICLE DETAILS

Electrical Equipment:	Prescribed Appliance Connector Moulded appliance connector
Relevant Standards:	AS/NZS60320.1:2012
Expiry Date:	09 June 2018
Conditions of Approval:	Alternative certification mark Q88116

A handwritten signature in black ink, appearing to be "B. R. H.", written over a light blue background.

Certificate Number: ESO130212/01



## Approval details

Model	IS-14N
Rated at	Input: 250V, 10A
Trade Name	
Comments	Alternative moulded to H05VV-F 3G0.75mm <sup>2</sup> (3ASL/75, Q88228), or H05VV-F 3G1.0mm <sup>2</sup> (3ASL/100, Q90033), or H05VV-F 3G1.5mm <sup>2</sup> (3ASL/150, Q96257).

A handwritten signature in black ink, appearing to be "B. R. H.", written over a light grey rectangular background.