



APPLICATION GUIDE
Connection Unit

CAT. NO.


E8431TB

E84554

ZENcelo

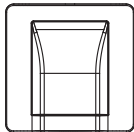
Thank you for choosing **Schneider Electric** ZENcelo Connection Unit.
To ensure proper application of our product, please read through the following information before installation and use.

This application guide applies to the following products.



Cat.no.
E8431TB

Description
25A Connection Unit



E84554

45A Connection Unit

SPECIFICATIONS

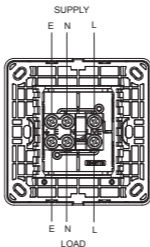
Voltage	:250VAC
Load Type	:25A/45A
Dimension	:87mm x 87mm
Mounting Centre	:60.3mm (E8431TB: wall box with 35mm depth or above; E84554: wall box with 47mm depth or above)
Compliance	:BS5733

IMPORTANT NOTE

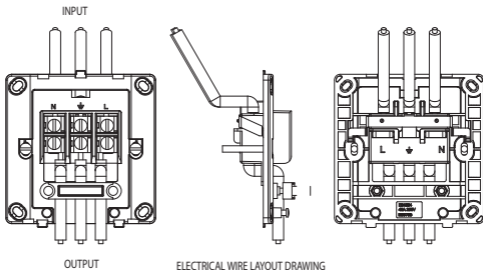
Please check your local wiring regulations before installation.

WIRING DIAGRAMS

E8431TB

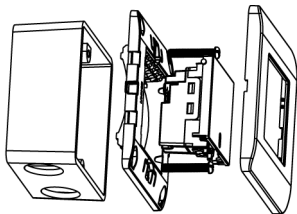


E84554



MOUNTING INSTRUCTION

Please refer to the following diagram for proper installation.



Remarks: For surround mounting, align the clip locks on the faceplate and press firm on the surround. Complete engagement of the clip locks is indicated by a clear "click" sound.

