


Angle sensor STM36-345

IBS-Part-No.: IBSST3

- Measuring range : 345°
- Output signal : 4 - 20 mA
- Excellent Linearity : 0,1 %
- Excellent repetition accuracy : 0,05 %
- Temperature range : -40°C to +85°C



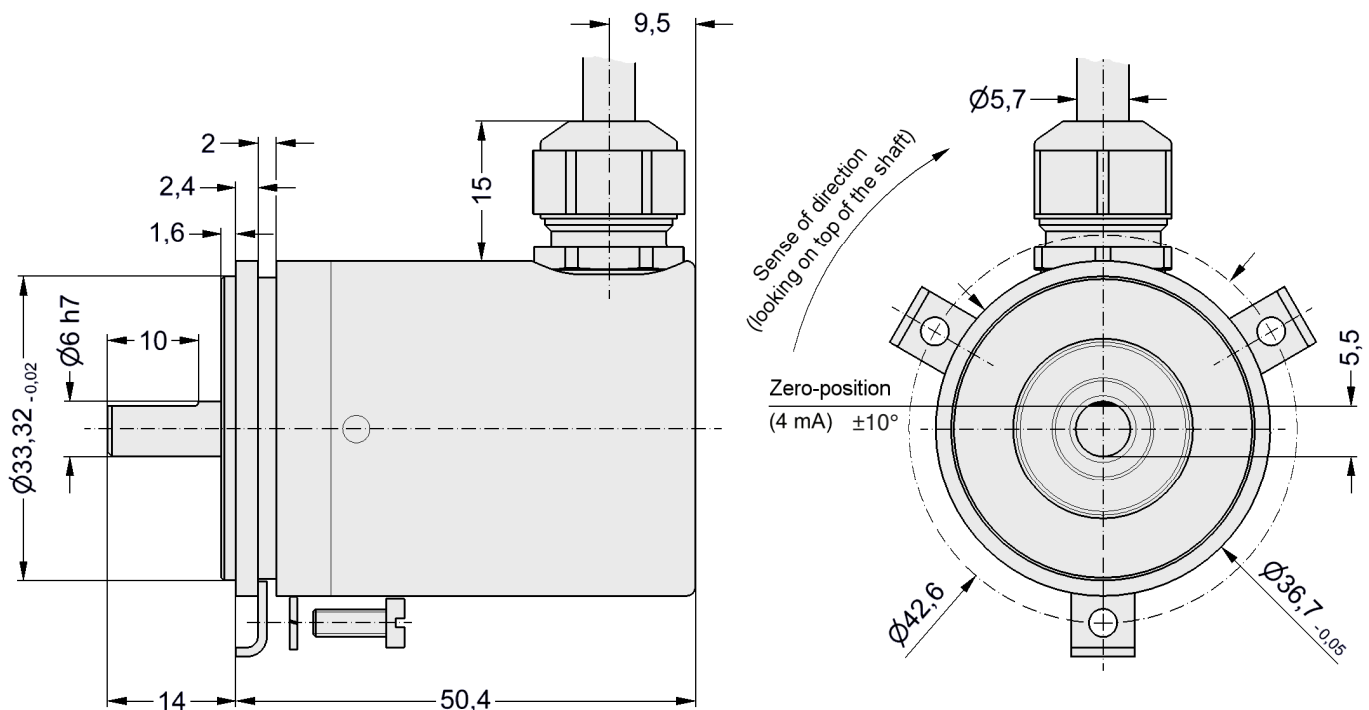
Application

Due to its excellent technical specifications, the sensor is suitable for multiple tasks. For example in angle measuring units or gears.

Technology

The angle information is captured by a magnetic measuring system. A integrated transducer transforms the angle information into a analog norm signal 4 - 20 mA.

Dimensions



Assembly

- Anodized Aluminum-Housing, protection class IP 66
- Connection cable 4-pole
- For mounting the housing use the enclosed mounting clamps und screws
- For centering use the servo flange Ø33,32 mm

Technical Data

Electrical data

Power supply :	24 ±20 % V DC
Measuring rang :	345°
Mechanical range :	360° spinning
Output signal :	4 - 20 mA (shunt < 500 Ω)
Resolution :	0,10°
Linearity :	0,1 % full scale
Temperature coefficient :	25 ppm/°C
Sensitivity :	0,046 mA/Degree

Environmental conditions

Operating temperature :	-40 °C to +85 °C
Humidity :	5 % to 95 %

Housing

Housing :	AlMgSi1 anodized (sea-water resistant)
Shaft :	Stainless Steel (sealed with rotary shaft sealing)
Bearing :	Roller-contact bearing
Protection class :	IP 66 (EN 60529)
Weight :	150 g
Dimensions :	Ø36,7 x 50,4 mm

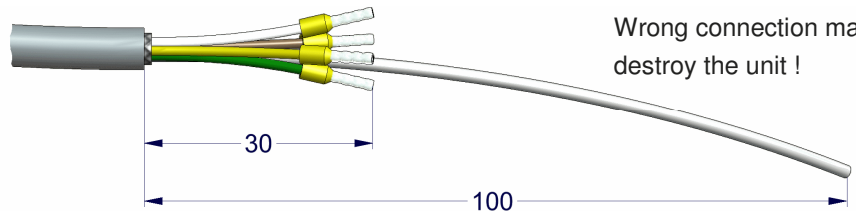
Pin assignment

green: 18 - 30 V DC

white: 4 - 20 mA

yellow: GND
brown: GND } connected internally

Connection cable 4 x 0,25 mm²
Cable length = 160 mm

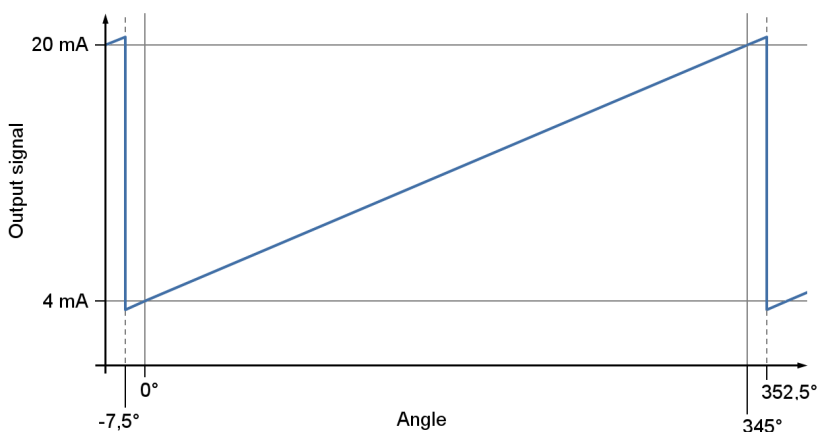


Attention:

Wrong connection may
destroy the unit !

Braid twisted, tin-coated and soldered to a white wire
L = 100 mm. Braid is not connected to the housing.

Diagram



Signal increases when the shaft rotates clockwise.

(looking on the top of the shaft)

Additional scope of delivery

- 3x Cylinder head screw M3x8,
DIN84, St/Zn
- 3x Spring ring B3, DIN127, A2
- 3x Mounting clamps