

FEATURES

- Robust aluminum alloy die cast body
- High current carrying capacity
- Galvanically separated contacts
- Screw terminals with self-lifting clamps
- Positive opening of NC contacts
- UL/CSA Approval
- Slow action(break before make)
- Threaded hole available:M20*1.5
- Slow action, heavy-duty foot switch
- Heavy-duty foot switch with non-latching operation
- Contact configuration of SPCO (single pole change over)
- Supplied with a guard cover
- Suitable for heavy-duty environments

RS PRO Non-Latching Heavy Duty Foot Switch - SP-CO, 10 A Contact Current, 600V Contact Voltage

RS Stock No.: 122-2791



RS Professionally Approved Products bring to you professional quality parts across all product categories. Our product range has been tested by engineers and provides a comparable quality to the leading brands without paying a premium price.

Product Description

This non-latching foot-operated SPCO (single pole, change over) switch from RS PRO's range of foot switches and accessories has a robust, aluminium alloy diecast body. It's dust-tight and protected against water, making it suitable for rugged environments.

The FS-6 Series heavy-duty switch is available with or without a protective guard cover and has SPDT (single pole, double throw) NC (normally closed) contacts. Its screw terminals have self-lifting clamps to make wiring easy and its contacts are galvanically separated for improved safety. The switch ensures a continually powered circuit and also features a high current-carrying capacity.

General Specifications

Contact Configuration	SPCO (single pole change over)
Switch Operation	Non-Latching
Case Material	Robust aluminium alloy die cast body
Switch Environment	Heavy Duty
Contact Material	Silver
Guard Cover	Yes
Colour	Orange
Applications	Foot switches are commonly used in applications where hands-free control is more practical or safer.

Electrical Specifications

Contact Voltage Rating (AC)	500V and 600V
Contact Voltage Rating (DC)	500V
Contact Current Rating	10A
Operating Frequency	60ops/min
Insulation Resistance	>100MO at 500VDC
Contact Resistance	<25mO
Dielectric Strength	1000VAC for 1 min between current carrying parts 2500VAC for 1 min between non-current carrying parts

Mechanical Specifications

Dimensions	164mm x 255mm x 157mm
Length	164mm
Height	157mm
Width	255mm
Mechanical Durability	1 x 10 ⁶
Service Life	Mechanically 1 x 10 ⁶ , Electrically 5 x 10 ⁵

Operation Environment Specifications

Operating Temperature	-30°C to +80°C (-22°F to 176°F)
Humidity	<95%RH

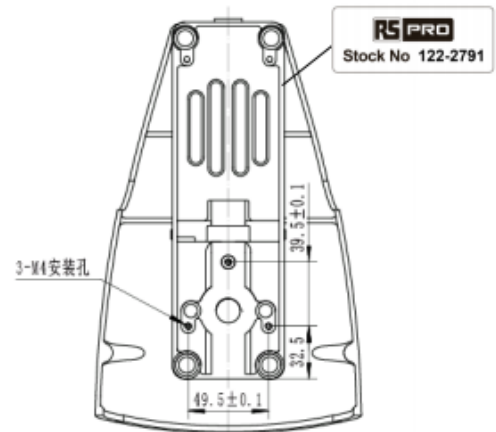
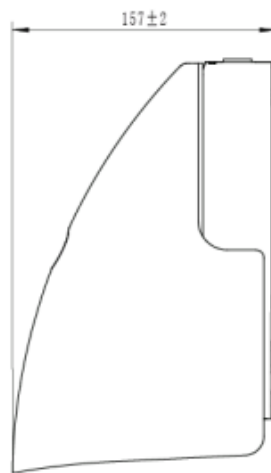
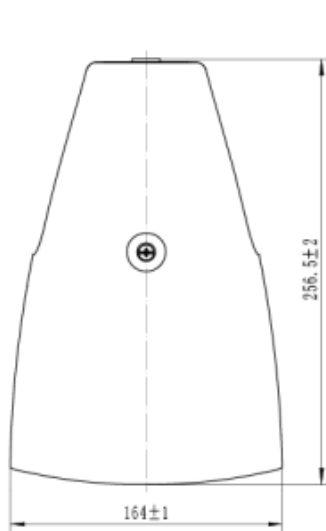
Protection Category

IP Rating	IP65
------------------	------

Approvals

Standards Met	RoHS (Restriction of Hazardous Substances) Compliant , CE, cRUus, cCSAus
----------------------	---





SUNS CAT.NO.FS-61G-SL-C
 10A/600VAC
 IP65 A600 AC15
 Q300 DC13
 TYPE1
 SUNS ELECTRIC CO., LTD.

10/05/2016