NO	DESCRIPTION	DATE
1	ADD MIS PART NO.	04.01.04'
2	4724508 → D54-0015S-F P54-0015S-F → D54-0015S-F	01.02.07'
3	ADD DESCRIPTION MIS PART NO. → P/N 2.77±0.25 → 2.77±0.38 24.66 REF → 24.67±0.25 2.84±0.25 → 2.84±0.38 33.32 REF → 33.33±0.25 39.1 REF → 39.14±0.38 12.55±0.25 → 12.55±0.38 5.9 REF → 5.9±0.38 20.6 REF → 20.6±0.38 7.9 REF → 7.9±0.25	04.29.08'

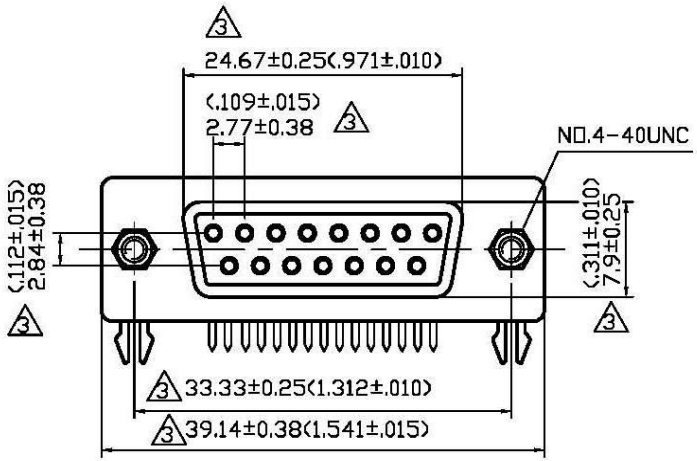

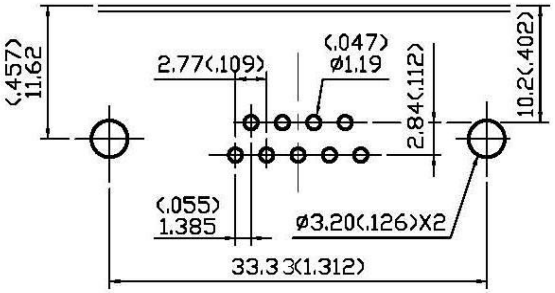

MOUNTING HOLE

02/24/2014

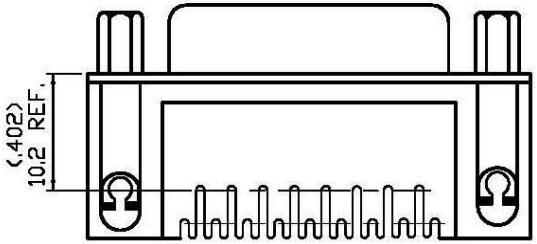

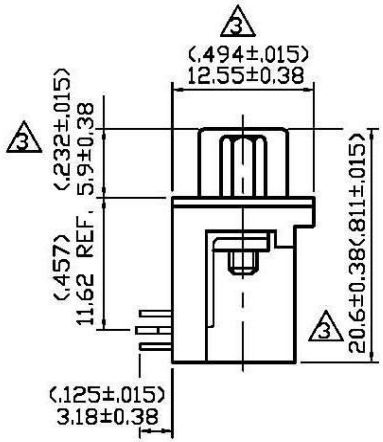

1 2 3 P/N: 544-3979

MATERIAL:
INSULATOR: PBT+30% GLASS FIBER (UL 94V-0) BLACK.
CONTACT MATERIAL: BRASS.
CONTACT FINISH: GOLD OVER NICKEL.
SHELL FINSH: STEEL NICKEL PLATED.

SPECIFICATION:
CURRENT RATING: 5 AMP
DIELECTRIC WITHSTANDING VOLTAGE: 1000V PER MINUTE.
INSULATION RESISTANCE:1000MΩ MIN. AT 500V DC.
CONTACT RESISTANCE: 15mΩ MAX. 10 SES.
OPERATING TEMPERATURE: -55°C-+105°C
MIS PART NO: P54-0015S-F

APPROVED by _____ DATE: _____

3	DESCRIPTION	D-SUB WITH 15-PIN FEMALE CONNECTOR BY FORMING							
製圖	DRAWN	TOLERANCE		品名	D54-0015S-F 2 15W RT/ANG GRD SKT	日期	DATE	版次	REV.
	Yoko	.X	±0.2	TITLE	\ROHS COMPLIANT		01.27.04'		A-3
檢圖	CHECK	.XX	±0.1	單位	UNIT	DWG.NO.	55-0068		
	Arc				mm(in)				
認定	APPROVAL	.XXX	±0.05	比例	SCALE				
	Angela	ANGLE	±5°		2:1				