

# XB7NS8442

Monolithic emergency stop, Harmony XB7, plastic, red mushroom 40mm, 22mm, latching turn to release, 1NC



## Main

Range of product	Harmony XB7
Product or component type	Emergency stop push-button
Device short name	XB7
Mounting diameter	22 mm
Sale per indivisible quantity	10
Shape of signaling unit head	Round
Type of operator	latching
Reset	Turn to release
Operator profile	Red mushroom Ø 40 mm, unmarked
Contacts type and composition	1 NC
Connections - terminals	Screw clamp terminals, $\leq 2 \times 1.5 \text{ mm}^2$ with cable end conforming to IEC 60947-1 Screw clamp terminals, $1 \times 0.34 \dots 2 \times 2.5 \text{ mm}^2$ without cable end conforming to IEC 60947-1
Device presentation	Monolithic product

## Complementary

CAD overall width	40 mm
CAD overall height	40 mm
CAD overall depth	72 mm
Terminals description ISO n°1	(11-12)NC
Net weight	0.035 kg
Device mounting	Fixing hole - diameter: 22.5 mm 22.3 +0.4/0 conforming to IEC 60947-1
Fixing center	$\geq 30 \times 40 \text{ mm}$ (support panel) metal - thickness: 1...6 mm $\geq 30 \times 40 \text{ mm}$ (support panel) plastic - thickness: 2...6 mm
Fixing mode	Fixing nut beneath head: 2...2.4 N.m
Contact operation	Snap action
Contacts usage	Standard
Positive opening	With conforming to IEC 60947-5-1 appendix K
Mechanical durability	100000 cycles
Tightening torque	0.8...1.2 N.m conforming to IEC 60947-1
Shape of screw head	Cross compatible with JIS No 1 screwdriver Cross compatible with Philips no 1 screwdriver Cross compatible with pozidriv No 1 screwdriver Slotted compatible with flat Ø 4 mm screwdriver Slotted compatible with flat Ø 5.5 mm screwdriver
Short-circuit protection	4 A cartridge fuse type gG conforming to IEC 60947-5-1
[Ui] rated insulation voltage	250 V (pollution degree 3) conforming to IEC 60947-1
[Uimp] rated impulse withstand voltage	4 kV conforming to IEC 60947-1
[Ie] rated operational current	0.1 A at 250 V, DC-13, R300 conforming to IEC 60947-5-1 0.22 A at 125 V, DC-13, R300 conforming to IEC 60947-5-1 0.75 A at 240 V, AC-15, C300 conforming to IEC 60947-5-1 1.5 A at 120 V, AC-15, C300 conforming to IEC 60947-5-1

The information provided in this documentation contains general descriptions and/or technical characteristics of the performance of the products contained herein. This documentation is not intended as a substitute for and is not to be used for determining suitability or reliability of these products for specific user applications. It is the duty of any such user or integrator to perform the appropriate and complete risk analysis, evaluation and testing of the products with respect to the relevant specific application or use thereof. Neither Schneider Electric Industries SAS nor any of its affiliates or subsidiaries shall be responsible or liable for misuse of the information contained herein.

Electrical durability	1000000 Cycles, DC-13, 0.3 A at 24 V, operating rate <216000 cyc/mn, load factor: 0.5 conforming to IEC 60947-5-1 appendix C 1000000 Cycles, AC-15, 0.03 A at 230 V, operating rate <216000 cyc/mn, load factor: 0.5 conforming to IEC 60947-5-1 appendix C 1000000 cycles, AC-15, 0.09 A at 240 V, operating rate <108000 cyc/mn, load factor: 0.5 conforming to IEC 60947-5-1 appendix C
Electrical reliability	$\Lambda < 5 \times 10\exp(-7)$ at 17 V and 5 mA conforming to IEC 60947-5-4




## Environment

Protective treatment	TH
Ambient air temperature for storage	-40...70 °C
Ambient air temperature for operation	-25...70 °C
Electrical shock protection class	Class II conforming to IEC 60536
IP degree of protection	IP20 (rear face) conforming to IEC 60529 IP65 (front face) conforming to IEC 60529
NEMA degree of protection	NEMA 12 conforming to UL 50 NEMA 3 conforming to UL 50
Standards	IEC 60947-1 UL 508 CSA C22.2 No 14 IEC 60947-5-1 IEC 60947-5-5 IEC 60364-5-53 IEC 60204-1 ISO 13850
Product certifications	CCC[RETURN]GOST
Vibration resistance	5 gn (f= 2...500 Hz) conforming to IEC 60068-2-6
Shock resistance	15 gn (duration = 11 ms) for half sine wave acceleration conforming to IEC 60068-2-27

## Packing Units

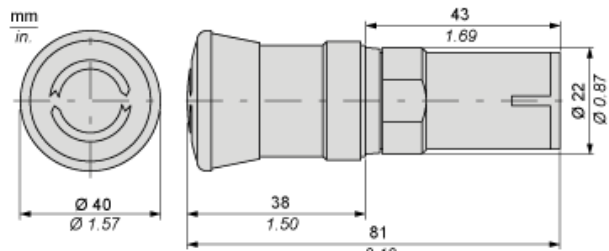
Unit Type of Package 1	PCE
Number of Units in Package 1	1
Package 1 Height	15 cm
Package 1 Width	8 cm
Package 1 Length	16 cm
Package 1 Weight	46 g
Unit Type of Package 2	BAG
Number of Units in Package 2	10
Package 2 Height	15 cm
Package 2 Width	8 cm
Package 2 Length	16 cm
Package 2 Weight	468 g
Unit Type of Package 3	S01
Number of Units in Package 3	50
Package 3 Height	15 cm
Package 3 Width	15 cm
Package 3 Length	40 cm
Package 3 Weight	2.67 kg

## Offer Sustainability

Sustainable offer status	Green Premium product
REACH Regulation	 <a href="#">REACH Declaration</a>
REACH free of SVHC	Yes
EU RoHS Directive	Pro-active compliance (Product out of EU RoHS legal scope)  <a href="#">EU RoHS Declaration</a>
Toxic heavy metal free	Yes
Mercury free	Yes
China RoHS Regulation	 <a href="#">China RoHS Declaration</a>

RoHS exemption information	<a href="#">Yes</a>
Environmental Disclosure	<a href="#">Product Environmental Profile</a>
Circularity Profile	<a href="#">End Of Life Information</a>
WEEE	The product must be disposed on European Union markets following specific waste collection and never end up in rubbish bins
<b>Contractual warranty</b>	
Warranty	18 months

Non-illuminated Pushbutton



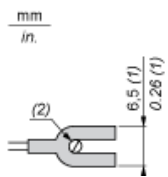
## Mounting

### Diameter of Finished Fixing Holes



- (1) Minimum value.
- (2) 40 mm/1.58 in. for Emergency switching off pushbutton only.
- (3) Standard value: Ø 22.3 (0; + 0.4) mm/Ø 0.88 (0; + 0.02) in.

### “U” Type Tag Connection



- (1) 6.5 mm/0.26 in. recommended, 7 mm/0.28 in. max.
- (2) M3 screw clamp terminal.

---

Wiring

---

