

# LFB Beacon Range

907-6047  
Flexi-DIN

907-6056  
3 Point

## Wiring

**RED** – Positive

**BLACK** – Earth

**BLUE** – Flash Pattern Change

**YELLOW** - Sync

## Synchronised Flash

Set all units to the same flash pattern and connect **YELLOW** wires together

*(3 Point Only)*

## Multiple Flash Patterns (3 Point Only)


4 ECE R65 Approved Flash Patterns

- Double Flash (Default)
- Single Flash
- Triple Flash
- Quad Flash

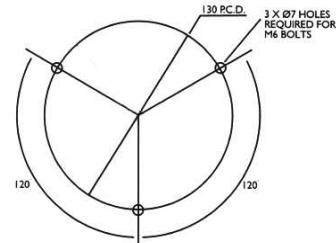
*To change flash pattern momentarily connect BLUE wire to earth*

## Mounting Position

The beacon should be fitted to the vehicle roof with the base parallel to the ground



## Fitting (3 Point)



Ø 8MM HOLE REQUIRED FOR CABLE ENTRY



# LFB Beacon Range

907-6047  
Flexi-DIN

907-6056  
3 Point

## Wiring

**RED** – Positive

**BLACK** – Earth

**BLUE** – Flash Pattern Change

**YELLOW** - Sync

## Synchronised Flash

Set all units to the same flash pattern and connect **YELLOW** wires together

*(3 Point Only)*

## Multiple Flash Patterns (3 Point Only)


4 ECE R65 Approved Flash Patterns

- Double Flash (Default)
- Single Flash
- Triple Flash
- Quad Flash

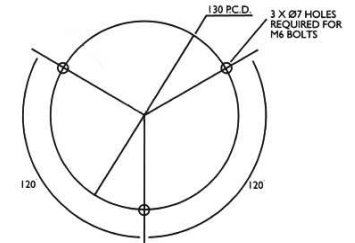
*To change flash pattern momentarily connect BLUE wire to earth*

## Mounting Position

The beacon should be fitted to the vehicle roof with the base parallel to the ground



## Fitting (3 Point)



Ø 8MM HOLE REQUIRED FOR CABLE ENTRY

