



Main

| | |
|-------------------------------|---------------------|
| Range of product | Harmony XB7 |
| Product or component type | Pilot light |
| Device short name | XB7 |
| Mounting diameter | 22 mm |
| Sale per indivisible quantity | 10 |
| Shape of signaling unit head | Round |
| Cap/operator or lens colour | Blue |
| Light source | LED |
| Bulb base | Integral LED |
| [Us] rated supply voltage | 24 V AC/DC 50/60 Hz |
| Device presentation | Monolithic product |

Complementary

| | |
|--|---|
| Height | 29 mm |
| Width | 29 mm |
| Depth | 54 mm |
| Terminals description ISO n°1 | (X1-X2)PL |
| Net weight | 0.02 kg |
| Device mounting | Fixing hole - diameter: 22.5 mm 22.3 +0.4/0 conforming to EN/IEC 60947-5-1 |
| Fixing center | >= 30 x 40 mm (support panel) metal - thickness: 1...6 mm >= 30 x 40 mm (support panel) plastic - thickness: 2...6 mm |
| Fixing mode | Fixing nut beneath head: 2...2.4 N.m |
| Connections - terminals | Screw clamp terminals, <= 2 x 1.5 mm ² with cable end conforming to EN/IEC 60947-1 Screw clamp terminals, 1 x 0.22...2 x 2.5 mm ² without cable end conforming to EN/IEC 60947-1 |
| Tightening torque | 0.8...1.2 N.m conforming to EN 60947-1 |
| Shape of screw head | Cross compatible with JIS No 1 screwdriver Cross compatible with Philips no 1 screwdriver Cross compatible with pozidriv No 1 screwdriver Slotted compatible with flat Ø 4 mm screwdriver Slotted compatible with flat Ø 5.5 mm screwdriver |
| [Ui] rated insulation voltage | 250 V (pollution degree 3) conforming to EN/IEC 60947-1 |
| [Uimp] rated impulse withstand voltage | 6 kV conforming to EN/IEC 60947-1 |
| Signalling type | Steady |
| Supply voltage limits | 19.2...30 V DC 21.6...26.4 V AC |
| Current consumption | 20...27 mA |
| Service life | 70000 h at rated voltage and 25 °C |

The information provided in this documentation contains general descriptions and/or technical characteristics of the performance of the products contained herein. This documentation is not intended as a substitute for and is not to be used for determining suitability or reliability of these products for specific user applications. It is the duty of any such user or integrator to perform the appropriate and complete risk analysis, evaluation and testing of the products with respect to the relevant specific application or use thereof. Neither Schneider Electric Industries SAS nor any of its affiliates or subsidiaries shall be responsible or liable for misuse of the information contained herein.

Environment

| | |
|---------------------------------------|---|
| Protective treatment | TH |
| Ambient air temperature for storage | -40...70 °C |
| Ambient air temperature for operation | -25...70 °C |
| Overvoltage category | Class II conforming to IEC 60536 |
| IP degree of protection | IP20 (rear face) conforming to IEC 60529 IP65 (front face) conforming to IEC 60529 |
| NEMA degree of protection | NEMA 4 conforming to UL 50 E NEMA 12 conforming to UL 50 E |
| Standards | EN/IEC 60947-5-1 CSA C22.2 No 14 JIS C8201-5-1 EN/IEC 60947-1 UL 508 JIS C8201-1 |
| Vibration resistance | 5 gn (f= 2...500 Hz) conforming to IEC 60068-2-6 |
| Shock resistance | 50 gn (duration = 11 ms) for half sine wave acceleration conforming to IEC 60068-2-27 |
| Electromagnetic compatibility | Disturbing field emission class B conforming to EN 55011 |

Packing Units

| | |
|------------------------------|-----------|
| Unit Type of Package 1 | PCE |
| Number of Units in Package 1 | 1 |
| Package 1 Height | 3.000 cm |
| Package 1 Width | 3.000 cm |
| Package 1 Length | 5.200 cm |
| Package 1 Weight | 18.000 g |
| Unit Type of Package 2 | BB1 |
| Number of Units in Package 2 | 10 |
| Package 2 Height | 6.000 cm |
| Package 2 Width | 10.000 cm |
| Package 2 Length | 15.000 cm |
| Package 2 Weight | 185.000 g |
| Unit Type of Package 3 | S01 |
| Number of Units in Package 3 | 100 |
| Package 3 Height | 15.000 cm |
| Package 3 Width | 15.000 cm |
| Package 3 Length | 40.000 cm |
| Package 3 Weight | 2.120 kg |

Offer Sustainability

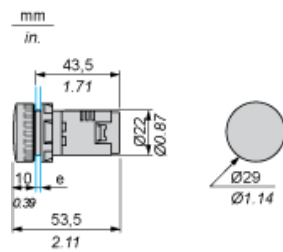
| | |
|----------------------------|---|
| Sustainable offer status | Green Premium product |
| REACH Regulation | REACH Declaration |
| REACH free of SVHC | Yes |
| EU RoHS Directive | Pro-active compliance (Product out of EU RoHS legal scope) EU RoHS Declaration |
| Toxic heavy metal free | Yes |
| Mercury free | Yes |
| China RoHS Regulation | China RoHS Declaration |
| RoHS exemption information | Yes |
| Environmental Disclosure | Product Environmental Profile |
| Circularity Profile | End Of Life Information |
| WEEE | The product must be disposed on European Union markets following specific waste collection and never end up in rubbish bins |

Contractual warranty

| | |
|----------|-----------|
| Warranty | 18 months |
|----------|-----------|

Pilot Light with Screw Terminal

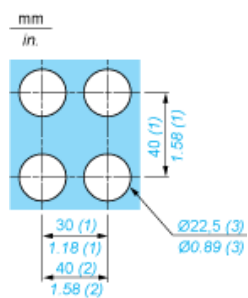
Dimensions



e Support panel thickness: 1 to 6 mm/0.4 to 0.24 in. (metal), 2 to 6 mm/0.8 to 0.24 in. (plastic).

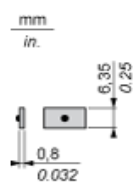
Mounting

Diameter of Finished Fixing Holes



- (1) Minimum value.
- (2) 40 mm/1.58 in. for Emergency switching off pushbutton only.
- (3) Standard value: Ø 22.3 (0; + 0.4) mm/Ø 0.88 (0; + 0.02) in.

Faston Clip Connection

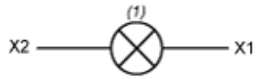


“U” Type Tag Connection



- (1) 6.5 mm/0.26 in. recommended, 7 mm/0.28 in. max.
- (2) M3 screw clamp terminal.

Wiring Diagram



(1) LED