

Unidirectional and Bidirectional Surface Mount Transient Voltage Suppressor

multicomp PRO



Features:

- Rating to 200V V_{BR}
- For surface mounted applications
- Reliable low cost construction utilizing molded plastic technique
- Plastic material has UL recognition 94V-0
- Typical IR less than 1 μ A above 10V
- Fast response time : typically less than 1ns for Uni-direction, less than 5ns of Bi-direction, from 0 Volts to BV min

Mechanical Data:

Case	: Molded Plastic
Polarity	: Cathode band denotes uni-directional device No cathode band denotes bi-directional device
Weight	: 0.007 ounces, 0.21 grams
Reverse Voltage	: 5 to 440 Volts
Power Dissipation	: 1500 Watts

Maximum Ratings and Electrical Characteristics:

Rating at 25°C ambient temperature unless otherwise specified.

Single phase, half wave, 60Hz, resistive or inductive load.

For capacitive load, derate current by 20%

Characteristics	Symbol	Values	Unit
Peak pulse power dissipation with a 10/1000 μ s waveform	PPPM	1500	Watts
Peak Forward Surge Current 8.3ms Single Half Sine-Wave Super Imposed on Rated Load (JEDEC Method)	IFSM	200	Amps
Typical Thermal Resistance, Junction to Ambient (Note1)	R θ JA	75	°C/W
Typical Thermal Resistance, Junction to Lead (Note1)	R θ JL	15	
Operating Temperature Range	T _J	-55 to +150	°C
Storage Temperature Range	T _{STG}		

Notes:

1. Mounted on P.C.B. with 0.32" × 0.32" (8mm × 8mm) copper pad areas.
2. The typical data above is for reference only

Part Number		Marking		Reverse Stand off Voltage	Breakdown Voltage V_{BR} Volts @ I_T		Test Current I_T	Max. Clamping Voltage $V_C@I_{PP}$	Max. Peak Pulse Current	Max. Reverse Leakage at V_R
Uni.	Bi.	Uni.	Bi.	V_R (V)	Min. (V)	Max. (V)	@ I_T (mA)	V_C (V)	I_{PP} (A)	I_R (μ A)
SMCJ15A+	-	GEM	-	15	16.7	18.5	1	24.4	61.5	1
SMCJ17A+	-	GER	-	17	18.9	20.9	1	27.6	54.3	1

Newark.com/multicomp-pro
Farnell.com/multicomp-pro
Element14.com/multicomp-pro

multicomp PRO

Unidirectional and Bidirectional Surface Mount Transient Voltage Suppressor



Notes:

1. Pulse test : $T_P \leq 50\text{ms}$.
2. Surge current waveform Per Fig. 3 and derate Per Fig. 1.
3. $V_F = 3.5\text{V}$ at $I_F = 25\text{A}$ (uni-directional only)
4. For bi-directional types with V_{WM} of 10V and less, the I_D limit is doubled

Ratings and Characteristic Curves

FIG.1-PULSE DERATING CURVE

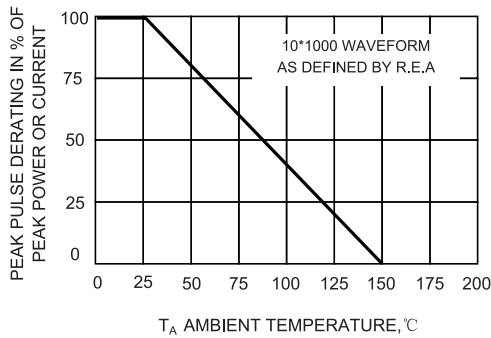


FIG.2-MAXIMUM NON-REPETITIVE PEAK FORWARD SURGE CURRENT

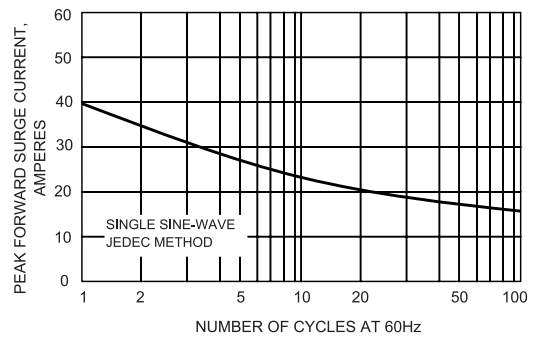


FIG.3-PULSE WAVEFORM

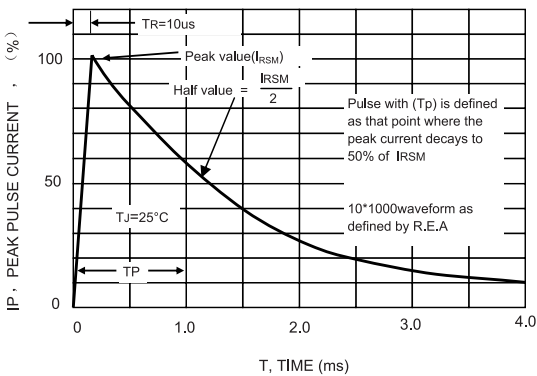


FIG.4-TYPICAL JUNCTION CAPACITANCE

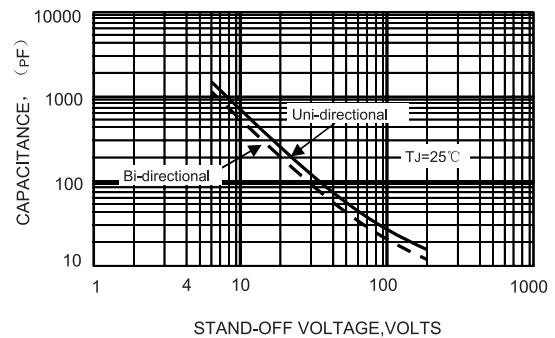


FIG.5-PULSE RATING CURVE

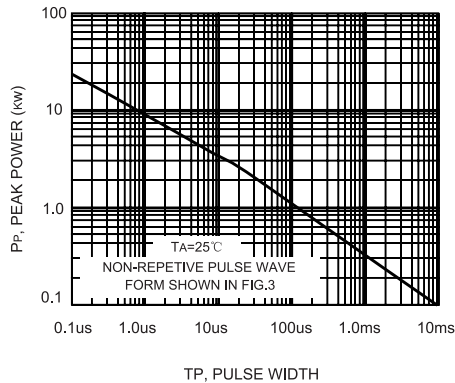
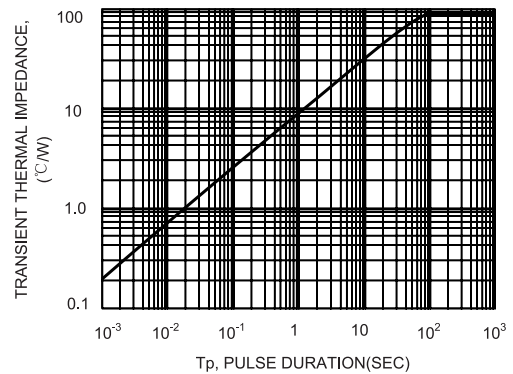


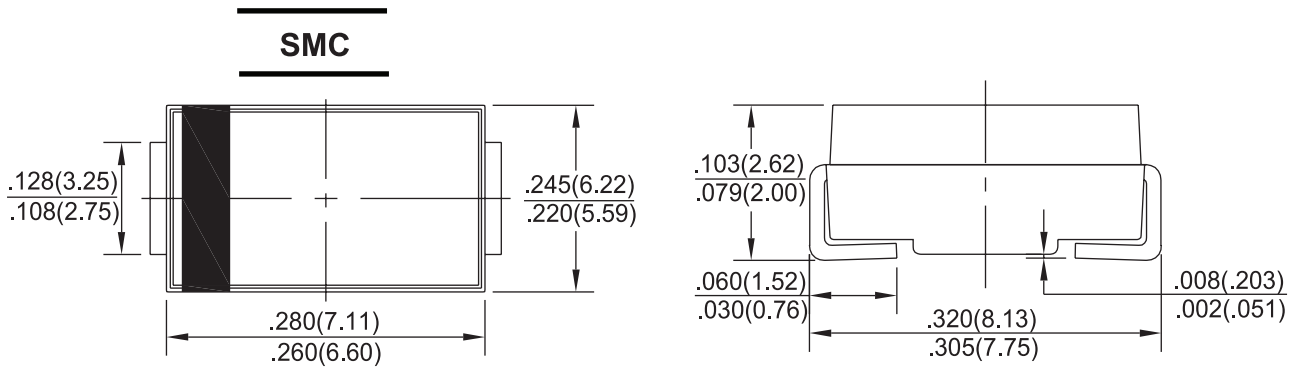
FIG.6-TYPICAL TRANSIENT THERMAL IMPEDANCE



Unidirectional and Bidirectional Surface Mount Transient Voltage Suppressor



Dimensions:



Dimensions : Inches (Millimetres)

Part Number Table

Description	Part Number
TVS - Diodes 1500W 15V Uni-Directional	SMCJ15A+
TVS - Diodes 1500W 17V Uni-Directional	SMCJ17A+

Important Notice : This data sheet and its contents (the "Information") belong to the members of the AVNET group of companies (the "Group") or are licensed to it. No licence is granted for the use of it other than for information purposes in connection with the products to which it relates. No licence of any intellectual property rights is granted. The Information is subject to change without notice and replaces all data sheets previously supplied. The Information supplied is believed to be accurate but the Group assumes no responsibility for its accuracy or completeness, any error in or omission from it or for any use made of it. Users of this data sheet should check for themselves the Information and the suitability of the products for their purpose and not make any assumptions based on information included or omitted. Liability for loss or damage resulting from any reliance on the Information or use of it (including liability resulting from negligence or where the Group was aware of the possibility of such loss or damage arising) is excluded. This will not operate to limit or restrict the Group's liability for death or personal injury resulting from its negligence. Multicomp Pro is the registered trademark of Premier Farnell Limited 2019.

Newark.com/multicomp-pro
Farnell.com/multicomp-pro
Element14.com/multicomp-pro

