

Datasheet

## RS Pro RS Series Thick Film Surface Mount Resistor 0603 Case $22\text{k}\Omega \pm 5\%$ $0.1\text{W} \pm 200\text{ppm}/^\circ\text{C}$

RS Stock No: 713-4201



### Product Details

RS Pro 0603 thick film surface mount resistor with  $\pm 5\%$  tolerance, provides  $22\text{ k}\Omega$  resistance and is power rated at  $0.1\text{ W}$ . The temperature coefficient of resistance is  $\pm 200\text{ ppm}/^\circ\text{C}$ . Applications include telecommunication equipment, radio and tape recorders, TV tuners, video cameras, watches, pocket calculators, automotive industry, computers, instruments, medical and military equipment.

### Features and Benefits

- Small size and lightweight
- Highly reliable multilayer electrode construction
- Compatible with all soldering process

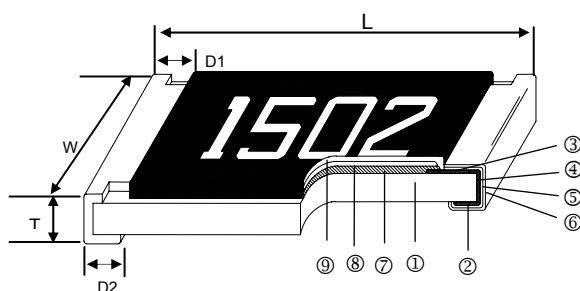
**Specifications:**

Case Style	Ruthenium Oxide
Depth	0.8 mm
Dimensions	1.6 x 0.8 x 0.45 mm
Height	0.45 mm
Length	1.6 mm
Maximum Operating Temperature	+155°C
Maximum Temperature Coefficient	+200 ppm/°C
Minimum Operating Temperature	-55°C
Minimum Temperature Coefficient	-200 ppm/°C
Package/Case	0603
Power Rating	0.1 W
Resistance	22 kΩ
Technology	Thick Film
Temperature Coefficient	±200 ppm/°C
Termination Style	Solder Pad
Tolerance	±5%
Maximum Overload Voltage	150 V
Maximum Operating Voltage	75 V
Tape Width	8 mm

# Thick Film Chip Resistor 5% - RS Series

## 0201/0402/0603/0805/1206

### Construction



① Alumina Substrate	④ Edge Electrode (NiCr)	⑦ Resistor Layer (RuO <sub>2</sub> /Ag)
② Bottom Electrode (Ag)	⑤ Barrier Layer (Ni)	⑧ Primary Overcoat (Glass)
③ Top Electrode (Ag-Pd)	⑥ External Electrode (Sn)	⑨ Secondary Overcoat (Epoxy)

### Dimensions

Unit: mm

Type	Size (Inch)	L	W	T	D1	D2	Weight (g) (1000pcs)
RS-0201	0201	0.60±0.03	0.30±0.03	0.23±0.03	0.15±0.05	0.15±0.05	0.150
RS-0402	0402	1.00±0.05	0.50±0.05	0.35±0.05	0.20±0.10	0.20±0.10	0.620
RS-0603	0603	1.60±0.10	0.80±0.10	0.45±0.10	0.30±0.20	0.30±0.20	2.042
RS-0805	0805	2.00±0.10	1.25±0.10	0.50±0.10	0.35±0.20	0.40±0.20	4.368
RS-1206	1206	3.10±0.10	1.55±0.10	0.55±0.10	0.50±0.25	0.50±0.20	8.947

### Part Numbering

RS-	0402-	10R-	5%-	0.0625W
	Dimensions	Resistance	Tolerance	Power Rating @ 70 °C
	0201 0402 0603 0805 1206	10R: 10Ω 100R: 100Ω 10K: 10KΩ 100K: 100KΩ	5%	0.0625W 0.1W 0.125W 0.25W

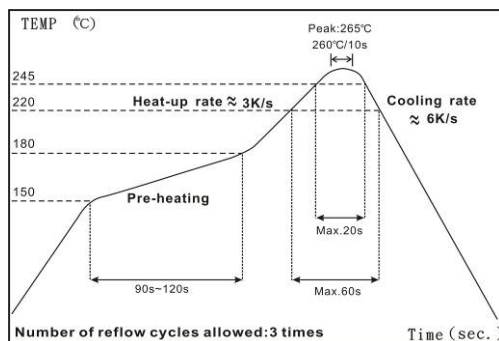
Derating Curve



Standard Electrical Specifications

Item Type	Power Rating at 70°C Jumper Rated Current	Operating Temp. Range	Max. Operating Voltage	Max. Overload Voltage	Resistance Range	TCR (PPM/°C)
					±5%	
RS-0201	1/20W	-55 ~ +155°C	25V	50V	1Ω – 9.76MΩ	±200
Jumper	1A				0Ω (<50mΩ)	-
RS-0402	1/16W	-55 ~ +155°C	50V	100V	1Ω – 9.76MΩ	±200
Jumper	1A				0Ω (<50mΩ)	-
RS-0603	1/10W	-55 ~ +155°C	75V	150V	1Ω – 9.76MΩ	±200
Jumper	1A				0Ω (<50mΩ)	-
RS-0805	1/8W	-55 ~ +155°C	150V	300V	1Ω – 9.76MΩ	±200
Jumper	2A				0Ω (<50mΩ)	-
RS-1206	1/4W	-55 ~ +155°C	200V	400V	1Ω – 9.76MΩ	±200
Jumper	2A				0Ω (<50mΩ)	-

Soldering Condition



IR Reflow Soldering

- (1) Time of IR reflow soldering at maximum temperature point 260°C: 10s
- (2) Time of wave soldering at maximum temperature point 260°C: 10s
- (3) Time of soldering iron at maximum temperature point 410°C: 5s

Wave Soldering (Flow Soldering)



■ Environmental Characteristics

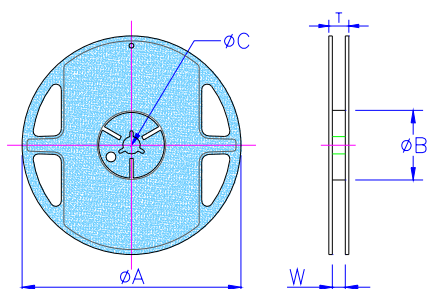
Item	Requirement		Test Method
	±5%	Jumper	
Temperature Coefficient of Resistance (T.C.R.)	As Spec.		JIS-C-5201-1 4.8 IEC-60115-1 4.8 -55°C~+125/+155°C, 25°C is the reference temperature
Short Time Overload	±(2.0%+0.05Ω)	<50mΩ	JIS-C-5201-1 4.13 IEC-60115-1 4.13 RCWV*2.5 or Max. overload voltage for 5 seconds, 2 seconds for high power series
Insulation Resistance	≥10G		JIS-C-5201-1 4.6 IEC-60115-1 4.6 Max. overload voltage for 1 minute
Endurance	±(3.0%+0.10Ω)	<100mΩ	JIS-C-5201-1 4.25 IEC-60115-1 4.25.1 70±2°C, Max. working voltage for 1000 hrs with 1.5 hrs "ON" and 0.5 hrs "OFF"
Damp Heat with Load	±(3.0%+0.10Ω)	<100mΩ	JIS-C-5201-1 4.24 40±2°C, 90~95% R.H. Max. working voltage for 1000 hrs with 1.5 hrs "ON" and 0.5 hrs "OFF"
Dry Heat	±(1.5%+0.10Ω)	<50mΩ	JIS-C-5201-1 4.23 IEC-60115-1 2.23.2 at +125/+155°C for 1000 hrs
Bending Strength	±(1.0%+0.05Ω)	<50mΩ	JIS-C-5201-1 4.33 IEC-60115-1 4.33 Bending once for 5 seconds 2010, 2512 sizes: 2mm Other sizes: 3mm
Solderability	95% min. coverage		JIS-C-5201-1 4.17 IEC-60115-1 4.17 245±5°C for 3 seconds
Resistance to Soldering Heat	±(1.0%+0.05Ω)	<50mΩ	JIS-C-5201-1 4.18 IEC-60115-1 4.18 260±5°C for 10 seconds
Voltage Proof	No breakdown or flashover		JIS-C-5201-1 4.7 IEC-60115-1 4.7 1.42 times RCWV (RMS) for 1 minute
Leaching	Individual leaching area □ 5% Total leaching area □ 10%		JIS-C-5201-1 4.18 IEC-60068-2-58 8.2.1 260±5°C for 30 seconds
Rapid Change of Temperature	±(1.0%+0.05Ω)	<50mΩ	JIS-C-5201-1 4.18 IEC-60115-1 4.18 -55°C to +125/+155°C, 5 cycles

■ Storage Temperature: 25±3°C; Humidity < 80%RH

## Packaging

ENGLISH

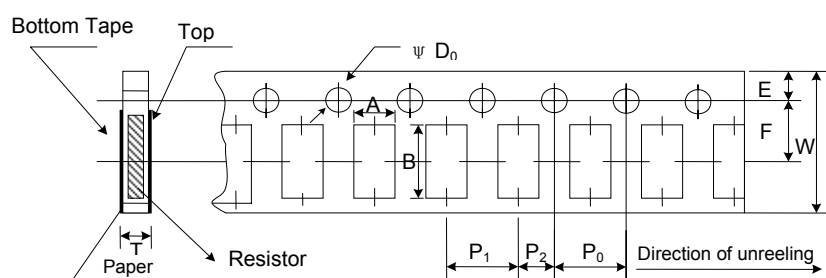
### Reel Specifications & Packaging Quantity



Unit: mm

Type	Packaging Quantity	Tape Width	Reel Diameter	ΦA	ΦB	ΦC	W	T
RS-0201 RS-0402	Paper	8mm	7 inch	178.5±1.5	60 <sup>+1/-0</sup>	13.0±0.2	9.0±0.5	12.5±0.5
RS-0603 RS-0805 RS-1206			10 inch	254±1	100±0.5	13.0±0.2	9.5±0.5	13.5±0.5
			13 inch	330±1	100±0.5	13.0±0.2	9.5±0.5	13.5±0.5

### Paper Tape Specifications



Unit: mm

Type	A	B	W	E	F	P <sub>0</sub>	P <sub>1</sub>	P <sub>2</sub>	ΦD <sub>0</sub>	T
RS-0201	0.38±0.05	0.68±0.05	8.0±0.2	1.75±0.1	3.50±0.05	4.00±0.10	2.00±0.05	2.00±0.05	1.50+0.1,-0	0.42±0.1
RS-0402	0.65±0.10	1.15±0.1	8.0±0.2	1.75±0.1	3.50±0.05	4.00±0.10	2.00±0.05	2.00±0.05	1.50+0.1,-0	0.45±0.1
RS-0603	1.10±0.10	1.90±0.1	8.0±0.2	1.75±0.1	3.50±0.05	4.00±0.10	4.00±0.05	2.00±0.05	1.50+0.1,-0	0.70±0.1
RS-0805	1.60±0.10	2.40±0.2	8.0±0.2	1.75±0.1	3.50±0.05	4.00±0.10	4.00±0.05	2.00±0.05	1.50+0.1,-0	0.85±0.1
RS-1206	1.90±0.10	3.50±0.2	8.0±0.2	1.75±0.1	3.50±0.05	4.00±0.10	4.00±0.05	2.00±0.05	1.50+0.1,-0	0.85±0.1



■ **Marking**

No Marking for 0201 and 0402

Jumper for all: Letter "0"

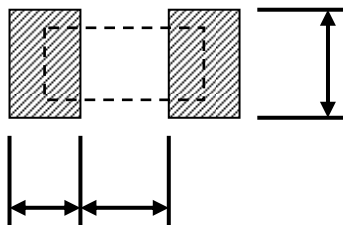
5% for 0603/0805/1206: 3 digits marking in E24

Example: 101=100Ω 102=1KΩ (1<sup>st</sup> and 2<sup>nd</sup> are E24 code and 3<sup>rd</sup> code is multiplier)

E24 code	10	11	12	13	15	16	18	20	22	24	27	30	33	36	39	43	47	51	56	62	68	75	82	91
----------	----	----	----	----	----	----	----	----	----	----	----	----	----	----	----	----	----	----	----	----	----	----	----	----

■ **Recommend Land Pattern**

Unit: mm



Type	A	B	C
RS-0201	0.30	0.25	0.30
RS-0402	0.50	0.45	0.60
RS-0603	0.90	0.60	0.90
RS-0805	1.20	0.70	1.30
RS-1206	2.00	0.90	1.60