


Surface Mount PPTC Fuses 0805

multicomp PRO

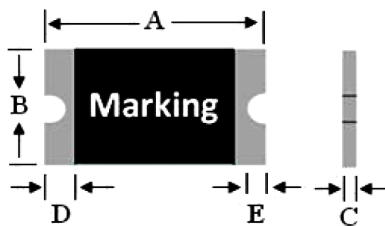
**RoHS
Compliant**



Features

- Faster tripping, 0805 Dimension
- Surface mountable, solid state
- Holding Current: 0.25A to 1.1A, @ 25°C
- Maximum Voltage: 6V
- Operating Temperature: -40°C to +85°C
- Lead-free and Halogen-free

Dimension



Part Number	Marking	A		B		C		D	E
		Min. (mm)	Max. (mm)	Min. (mm)	Max. (mm)	Min. (mm)	Max. (mm)	Min. (mm)	Min. (mm)
MP001586	2	2	2.2	1.2	1.5	0.4	1	0.2	0.1
MP001587	5	2	2.2	1.2	1.5	0.4	1	0.2	0.1
MP001588	0	2	2.2	1.2	1.5	0.5	1.2	0.2	0.1

Electrical Specifications

Part Number	V _{Max.} (V)	I _{Max.} (A)	I _H (A)	I _T (A)	P _D (W)	Maximum Time-to-Trip		Resistance	
						Current (A)	Time (Sec)	R _{iMin} (Ω)	R _{1Max.} (Ω)
MP001586	6	100	0.25	0.55	0.5	8	0.02	0.45	3.2
MP001587	6	100	0.5	1	0.6	8	0.1	0.15	0.85
MP001588	6	100	1.1	2.2	0.6	8	0.3	0.05	0.16

I_H: Holding current, maximum current at which the device will not interrupt in 25°C still air.

I_T: Tripping current, minimum current at which the device from low resistance to high resistance in 25°C still air.

V_{MAX}: Maximum continuous voltage device can withstand without damage at rated current.

I_{MAX}: Maximum fault current device can withstand without damage at rated voltage.

Maximum Time-to-trip: Maximum time to trip at assigned current.

P_D: Typical amount of power dissipated from the device when in 25°C still air environment.

R_{iMin}: Minimum resistance of device at 25°C prior to tripping.

R_{1Max}: Maximum resistance of device is measured one hour post reflow.

Surface Mount PPTC Fuses 0805



Thermal Derating Chart-I_H (A)

Part Number	Maximum holding current at assigned ambient temperature (A)								
	-40°C	-20°C	0°C	25°C	40°C	50°C	60°C	70°C	85°C
MP001586	0.35	0.31	0.29	0.25	0.21	0.18	0.15	0.13	0.09
MP001587	0.68	0.62	0.55	0.5	0.4	0.37	0.33	0.29	0.23
MP001588	1.45	1.35	1.2	1.1	0.92	0.84	0.75	0.65	0.52

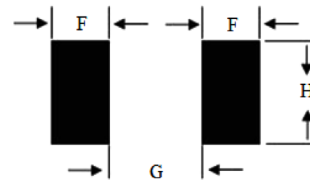
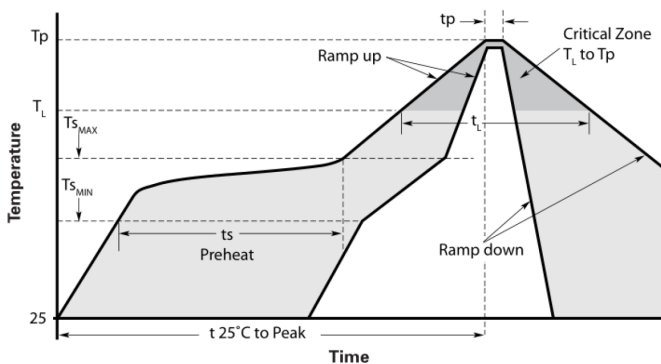
Physical Characteristics

Terminal Pad Materials	Tin-Plated Nickle-copper
Soldering Characteristics	EIA specification RS 186-9E, ANSI/J-STD-002
Moisture Sensitivity	Level 2a, per IPC/JEDEC J-STD 020C

Environmental Specifications

Test Item	Test Conditions	Resistance Change
Storage life	85°C, 1000 hours	±10% typical
Humidity Aging	85°C/85%RH, 100 hours	±5% typical
Thermal Shock	MIL-STD-202, Method 107G +85°C/-40°C, 20 times	-30% typical
Solvent Resistance	MIL-STD-202, Method 215	No change
Vibration	ML-STD-883C	No change

Solder Reflow Profiles and Pad Layout Dimensions



Solder pad layout dimensions

F	G	H
1mm	1.2mm	1.5mm

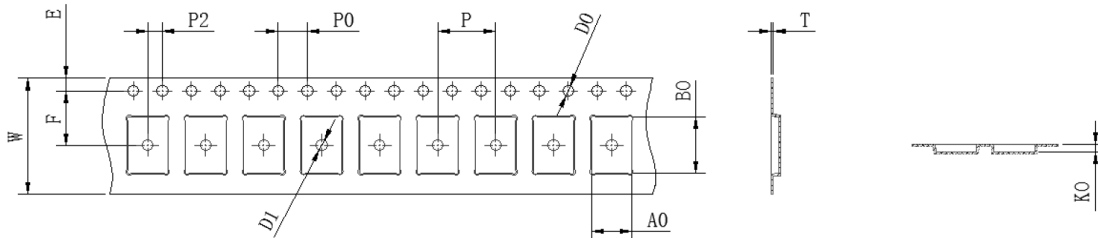
Profile Feature		Pb-Free Assembly
Average Ramp-UP Rate(Tsmax to Tp)		3°C/s Max.
Preheat	Temperature Min (Ts min)	150°C
	Temperature Max (Ts max)	200°C
	Time (Tsmin to Ts max)	60sec to 120sec

Surface Mount PPTC Fuses 0805

multicomp PRO

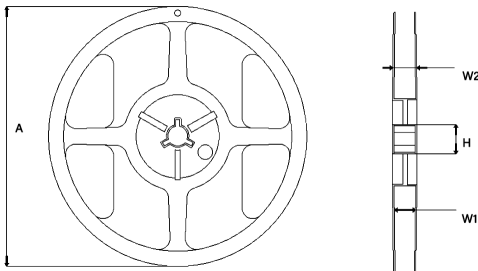
Peak Temperature (TP)	260°C
Time maintained above Temperature (TL) Time (tL)	217°C 60-150 seconds
Time within 5°C of actual peak temperature Time	30 seconds max
Ramp down rate	3°C / second max
Time 25°C to peak temperature	8 minutes max.

Packing Information



W	P0	P1	P2	A0	B0	D0	D1	F	E	T	K0
8 ±0.3	4 ±0.1	4 ±0.1	2 ±0.1	1.65 ±0.1	2.35 ±0.1	1.55 ±0.05	1 ±0.1	3.5 ±0.05	1.75 ±0.1	0.25 ±0.1	0.9 ±0.1 1.05 ±0.1 1.5 ±0.1

Reel Dimensions



A	N	W1	W2
178 ±1	59 ±1	8.5 +1 / -0.2	12 ±1

Part Number Table

Description	Part Number
PPTC Fuse, 0.25A, 6V, 0805	MP001586
PPTC Fuse, 0.5A, 6V, 0805	MP001587
PPTC Fuse, 1.1A, 6V, 0805	MP001588

Dimensions : Millimetres

Important Notice : This data sheet and its contents (the "Information") belong to the members of the AVNET group of companies (the "Group") or are licensed to it. No licence is granted for the use of it other than for information purposes in connection with the products to which it relates. No licence of any intellectual property rights is granted. The Information is subject to change without notice and replaces all data sheets previously supplied. The Information supplied is believed to be accurate but the Group assumes no responsibility for its accuracy or completeness, any error in or omission from it or for any use made of it. Users of this data sheet should check for themselves the Information and the suitability of the products for their purpose and not make any assumptions based on information included or omitted. Liability for loss or damage resulting from any reliance on the Information or use of it (including liability resulting from negligence or where the Group was aware of the possibility of such loss or damage arising) is excluded. This will not operate to limit or restrict the Group's liability for death or personal injury resulting from its negligence. Multicomp Pro is the registered trademark of Premier Farnell Limited 2019.

Newark.com/multicomp-pro
Farnell.com/multicomp-pro
Element14.com/multicomp-pro

multicomp PRO