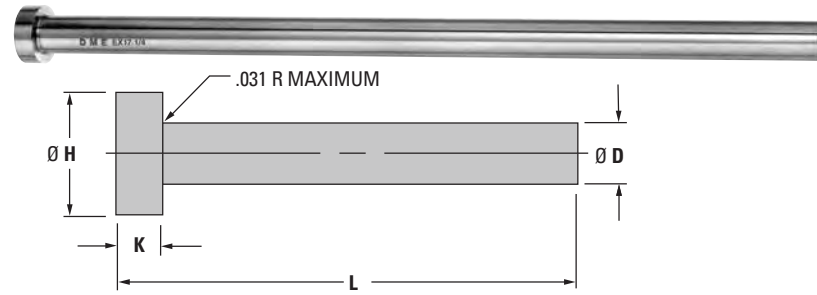


# INCH PINS, SLEEVES, BLADES

INCH Ejector Pins – H13 Nitrided – Straight



- Precision made of superior quality H13 type thermal shock resisting hotwork die steel
- Hot-forged heads provide uniform grain flow, higher tensile strength
- Core hardness 40-45 HRC
- Outside diameter nitrided to 65-74 HRC hardness and finished to minimize wear
- Heads annealed for easy machining
- Centerless ground D diameter

## INCH Ejector Pins – EX

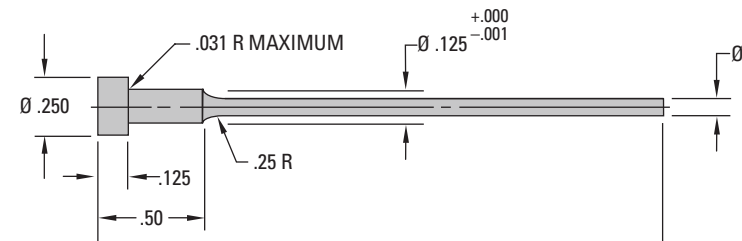
ITEM NUMBER PREFIX	Ø D PIN DIA	Ø D PIN DIA TOL	Ø H HEAD DIA	K HEAD THK	L = LENGTH																	
					6		10		14		18		25		36		39		42		45	
					D STD	D .005 OVER SIZE	D STD	D .005 OVER SIZE	D STD	D .005 OVER SIZE	D STD	D .005 OVER SIZE	D STD	D .005 OVER SIZE	D STD	D .005 OVER SIZE	D STD	D .005 OVER SIZE	D STD	D .005 OVER SIZE	D STD	D .005 OVER SIZE
EX3M * NS	3/64 (.0468)	-.0003 -.0006	.250	.125	⚡	⚡																
EX5M * NS	1/16 (.0625)		.250	.125	⚡	⚡																
EX6M * NS	5/64 (.0781)		.250	.125	⚡	⚡	⚡	⚡														
EX7M * NS	3/32 (.0937)		.250	.125	⚡	⚡	⚡	⚡	⚡	⚡												
EX8M * NS	7/64 (.1093)		.250	.125	⚡	⚡	⚡	⚡	⚡	⚡	⚡											
EX9M *	1/8 (.1250)		.250	.125	⚡	⚡	⚡	⚡	⚡	⚡	⚡	⚡										
EX10M *	9/64 (.1406)		.250	.125	⚡	⚡	⚡	⚡	⚡	⚡	⚡	⚡	⚡									
EX11M *	5/32 (.1562)		.281	.156	⚡	⚡	⚡	⚡	⚡	⚡	⚡	⚡	⚡	⚡								
EX12M *	11/64 (.1718)	.343	.187	⚡	⚡	⚡	⚡	⚡	⚡	⚡	⚡	⚡	⚡	⚡								
EX13M *	3/16 (.1875)	.375	.187	⚡	⚡	⚡	⚡	⚡	⚡	⚡	⚡	⚡	⚡	⚡	⚡					⚡		
EX14M *	13/64 (.2031)	.375	.187	⚡	⚡	⚡	⚡	⚡	⚡	⚡	⚡	⚡	⚡	⚡	⚡							
EX15M *	7/32 (.2187)	.406	.187	⚡	⚡	⚡	⚡	⚡	⚡	⚡	⚡	⚡	⚡	⚡	⚡							
EX16M *	15/64 (.2343)	.406	.187	⚡	⚡	⚡	⚡	⚡	⚡	⚡	⚡	⚡	⚡	⚡	⚡							
EX17M *	1/4 (.2500)	.437	.187	⚡	⚡	⚡	⚡	⚡	⚡	⚡	⚡	⚡	⚡	⚡	⚡	⚡				⚡		
EX18M *	17/64 (.2656)	.437	.250	⚡	⚡	⚡	⚡	⚡	⚡	⚡	⚡	⚡	⚡	⚡	⚡	⚡						
EX19M *	9/32 (.2812)	.437	.250	⚡	⚡	⚡	⚡	⚡	⚡	⚡	⚡	⚡	⚡	⚡	⚡	⚡						
EX20M *	19/64 (.2968)	.500	.250	⚡	⚡	⚡	⚡	⚡	⚡	⚡	⚡	⚡	⚡	⚡	⚡	⚡						
EX21M *	5/16 (.3125)	.500	.250	⚡	⚡	⚡	⚡	⚡	⚡	⚡	⚡	⚡	⚡	⚡	⚡	⚡						
EX22M *	21/64 (.3281)	.562	.250	⚡	⚡	⚡	⚡	⚡	⚡	⚡	⚡	⚡	⚡	⚡	⚡	⚡						
EX23M *	11/32 (.3437)	.562	.250	⚡	⚡	⚡	⚡	⚡	⚡	⚡	⚡	⚡	⚡	⚡	⚡	⚡						
EX24M *	23/64 (.3593)	.625	.250	⚡	⚡	⚡	⚡	⚡	⚡	⚡	⚡	⚡	⚡	⚡	⚡	⚡						
EX25M *	3/8 (.3750)	.625	.250	⚡	⚡	⚡	⚡	⚡	⚡	⚡	⚡	⚡	⚡	⚡	⚡	⚡	⚡					
EX26M *	25/64 (.3906)	.625	.250	⚡	⚡	⚡	⚡	⚡	⚡	⚡	⚡	⚡	⚡	⚡	⚡	⚡						
EX27M *	13/32 (.4062)	.687	.250	⚡	⚡	⚡	⚡	⚡	⚡	⚡	⚡	⚡	⚡	⚡	⚡	⚡						
EX28M *	27/64 (.4218)	.687	.250	⚡	⚡	⚡	⚡	⚡	⚡	⚡	⚡	⚡	⚡	⚡	⚡	⚡						
EX29M *	7/16 (.4375)	.687	.250	⚡	⚡	⚡	⚡	⚡	⚡	⚡	⚡	⚡	⚡	⚡	⚡	⚡						
EX30M *	29/64 (.4531)	.687	.250	⚡	⚡	⚡	⚡	⚡	⚡	⚡	⚡	⚡	⚡	⚡	⚡	⚡						
EX31M *	15/32 (.4687)	.750	.250	⚡	⚡	⚡	⚡	⚡	⚡	⚡	⚡	⚡	⚡	⚡	⚡	⚡						
EX32M *	31/64 (.4843)	.750	.250	⚡	⚡	⚡	⚡	⚡	⚡	⚡	⚡	⚡	⚡	⚡	⚡	⚡						
EX33M *	1/2 (.5000)	.750	.250	⚡	⚡	⚡	⚡	⚡	⚡	⚡	⚡	⚡	⚡	⚡	⚡	⚡	⚡					
EX34M *	17/32 (.5312)	.750	.250	⚡	⚡	⚡	⚡	⚡	⚡	⚡	⚡	⚡	⚡	⚡	⚡	⚡						
EX35M *	9/16 (.5625)	.812	.250	⚡	⚡	⚡	⚡	⚡	⚡	⚡	⚡	⚡	⚡	⚡	⚡	⚡						
EX37M *	5/8 (.6250)	.875	.250	⚡	⚡	⚡	⚡	⚡	⚡	⚡	⚡	⚡	⚡	⚡	⚡	⚡				⚡		
EX39M *	11/16 (.6875)	.937	.250	⚡	⚡	⚡	⚡	⚡	⚡	⚡	⚡	⚡	⚡	⚡	⚡	⚡						
EX41M *	3/4 (.7500)	1.000	.250	⚡	⚡	⚡	⚡	⚡	⚡	⚡	⚡	⚡	⚡	⚡	⚡	⚡	⚡					
EX45M *	7/8 (.8750)	1.125	.250	⚡	⚡	⚡	⚡	⚡	⚡	⚡	⚡	⚡	⚡	⚡	⚡	⚡						
EX47M *	1" (1.0000)	1.250	.250	⚡	⚡	⚡	⚡	⚡	⚡	⚡	⚡	⚡	⚡	⚡	⚡	⚡	⚡					

**\*HOW TO ORDER:** Specify Item Number by combining Item Number Prefix with the length (L dimension) desired. Omit spaces and dashes, as shown. Examples: EX9M10, EX33M10  
 Add "OS" at end of Item Number for .005" oversize diameters. Examples: EX3M6NSOS, EX25M14OS, EX33M10OS  
 NOTE: NS suffix shown in chart for No Shoulder for items EX3M through EX8M. Examples: EX3M6NS, EX7M10NS

**KEY TO CHART**  
 Items in stock  
 Contact DME for quote

# INCH PINS, SLEEVES, BLADES

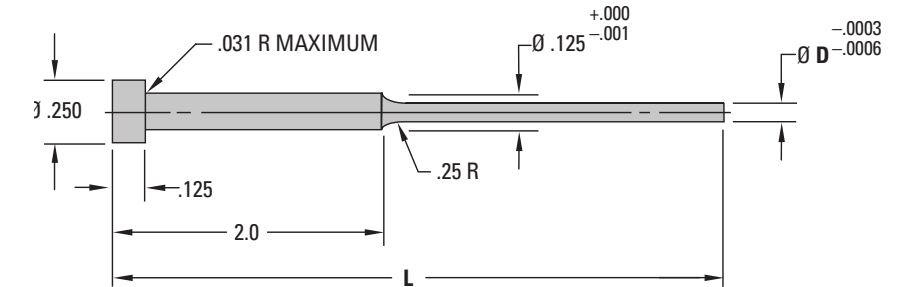
INCH Ejector Pins – H13 Nitrided – Shoulder



## 1/2" Shoulder Length – EX

ITEM NUMBER PREFIX	Ø D PIN DIA	L = LENGTH					
		6		10		14	
		D STD	D .005 OVER SIZE	D STD	D .005 OVER SIZE	D STD	D .005 OVER SIZE
EX2M * 12SH	1/32 (.0312)	⚡	⚡				
EX3M * 12SH	3/64 (.0468)	⚡		⚡	⚡	⚡	⚡
EX5M * 12SH	1/16 (.0625)	⚡		⚡	⚡	⚡	⚡
EX6M * 12SH	5/64 (.0781)	⚡		⚡	⚡	⚡	⚡
EX7M * 12SH	3/32 (.0937)	⚡		⚡	⚡	⚡	⚡
EX8M * 12SH	7/64 (.1093)	⚡		⚡	⚡	⚡	⚡

**\*HOW TO ORDER:** Specify Item Number by combining Item Number Prefix and the length (L dimension) desired. Omit spaces and dashes, as shown. Add "OS" for .005" oversize diameters.



## 2" Shoulder Length – EX

ITEM NUMBER PREFIX	Ø D PIN DIA	L = LENGTH					
		6		10		14	
		D STD	D .005 OVER SIZE	D STD	D .005 OVER SIZE	D STD	D .005 OVER SIZE
EX2M *	1/32 (.0312)	⚡	⚡				
EX3M *	3/64 (.0468)	⚡		⚡	⚡	⚡	⚡
EX5M *	1/16 (.0625)	⚡		⚡	⚡	⚡	⚡
EX6M *	5/64 (.0781)	⚡		⚡	⚡	⚡	⚡
EX7M *	3/32 (.0937)	⚡		⚡	⚡	⚡	⚡
EX8M *	7/64 (.1093)	⚡		⚡	⚡	⚡	⚡

**NOTE:** For 2" Shoulder Length, no suffix should be used (see example below).

**\*HOW TO ORDER:** Specify Item Number by combining Item Number Prefix and the length (L dimension) desired. Omit spaces and dashes, as shown. Examples: EX2M6, EX8M14  
 Add "OS" for .005" oversize diameters. Examples: EX2M6OS, EX5M10OS, EX8M10OS  
 NOTE: For 2" Shoulder, no suffix is used. Examples: EX3M6, EX7M10

**KEY TO CHART**  
 Items in stock  
 Contact DME for quote

**KEY TO CHART**  
 Items in stock  
 Contact DME for quote