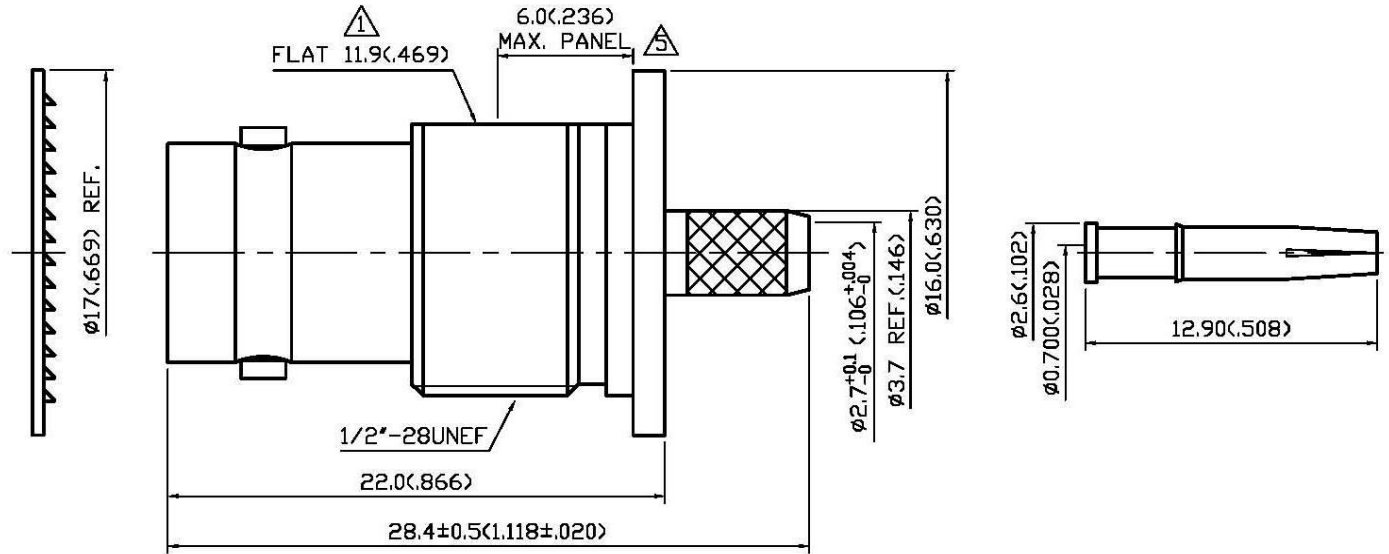
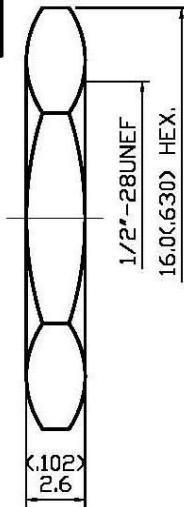


NO	DESCRIPTION	DATE
①	CHANGE FLAT DIRECTION	06.02.97'
②	BACKGROUND FORMAT UPDATED	09.10.03'
③	BACKGROUND FORMAT UPDATED MODIFICATION PARTS ② ③ ④	10.09.08'
④	DEL CABLE RETENTION	06.03.10'
⑤	ADD 6.0 MAX. PANEL WORKING VOLTAGE VOLTAGE RATING DEL PROOF VOLTAGE	02.25.13'



1.0 ELECTRICAL

- 1.1 FREQUENCY RANGE: DC-1 GHz
- 1.2 NOMINAL IMPEDANCE: 75 OHMS
- 1.3 VOLTAGE RATING: 500 VOLTS MAX. ⚠

2.0 MATERIALS

- 2.1 BODIES: BRASS PER JIS-C3804
- 2.2 CENTER CONTACT: BRASS PER JIS-C3804
- 2.3 INSULATION: TEFLON PER ASTM D1457 AND ASTM D1710
- 2.4 CRIMP FERRULE: BRASS PER JIS-C2700

3.0 FINISHES AND OTHERS

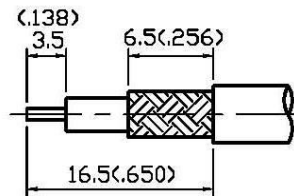
- 3.1 SEE BELOW TABLE FOR DETAILS.

4.0 MECHANICAL

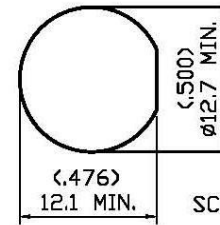
- 4.1 FOR USE WITH MINI 59U OR SIMILAR STYLE CABLE
- 4.2 CABLE ATTACHMENT: OUTER: CRIMP, INNER: CRIMP
- 4.3 CRIMP SIZE REQUIRED: CONTACT: 1.8(.071) HEX. CRIMP TOOL
FERRULE: 4.8(.181) HEX. CRIMP TOOL

5.0 ENVIRONMENTAL

- 5.1 OPERATING TEMPERATURE RANGE: -65° C TO +165° C

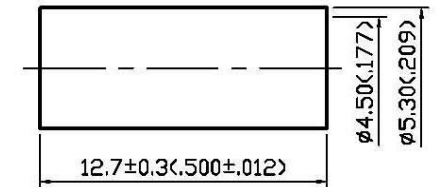


STRIPPING DIMENSION



MOUNTING HOLE

SCALE 2:1



APPROVED by _____ DATE: _____

7	NUT	BRASS	1	NICKEL
6	WASHER	STEEL	1	NICKEL
5	CRIMP FERRULE	BRASS	1	NICKEL
4	CENTER CONTACT	BRASS	1	GOLD
3	CHASSIS	BRASS	1	NICKEL 100μ" MIN.
2	INSULATION	TEFLON	1	NONE
1	BODY	BRASS	1	NICKEL 100μ" MIN.
NO	DESCRIPTION	MATERIAL	Q'TY	FINISH



DESCRIPTION		BNC STRAIGHT BULKHEAD JACK CRIMP						
製圖	DRAWN	TOLERANCE	品名	13-11-5 T.G.N MINI 59U	DATE	03.17.93'	版次	REV.
	Yoko	.X ±0.2	TITLE	\ROHS COMPLIANT (75Ω)	日期			A-5
檢圖	CHECK	.XX ±0.1	單位	mm(in)	DWG.NO.	13-0114		
	Ivan	.XXX ±0.05	比例	SCALE				
認定	APPROVAL	ANGLE ±5°	比例	4:1				
	Angela							