






## SPECIFICATION DATA SHEET | Model: FCP1000



The **FUELCUBE** FCP1000 is a compact, economic, double-walled fuel tank. Quickly and easily supply fuel where you need it, when you need it.

-  **Transportable.** Forklift pockets and internal baffles designed to allow handling of the tank full of fuel. (Not DOT listed, but can be moved with Diesel fuel)
-  **Stackable.** Easily stackable (2)-high empty to reduce storage space requirements.
-  **Secure.** Pumps, and Equipment enclosed in lockable area – not need for additional pump “Lock-Box”.
-  **Environmentally Safe.** Double-walled, 110% containment eliminates the need for additional spill pans, UL 142 approved.

### SPECIFICATION

**STANDARD FITTINGS:** 1” Pump Feed, Lockable Pump/Equipment Cabinet, Heavy Duty Skid Base with Forklift Pockets, Vent, Fill Cap, UL Plate, Durable Marine Grade Paint Specification, Stacking Brackets.

**OPTIONAL EQUIPMENT:** Direct Reading Float Gauge, 12v, 24v or 110 volt pump kits, Lifting slings, Hoses, Quick Couplers, Filters.

Capacity (brim full) Liters:	3945	Outer Tank Material Thickness:	1/8”
Capacity (brim full) Gallons:	1042	Inner Tank Material Thickness:	1/8”
Dimension Length:	90.5”	Weight Empty: Approx.	2388 lbs.
Dimension Width:	86.5”	Weight Laden: Approx.	9433 lbs
Dimension Height:	46.25”	Design Approvals:	UL142
Dimension Cabinet Opening:	34”wide X 21” deep		