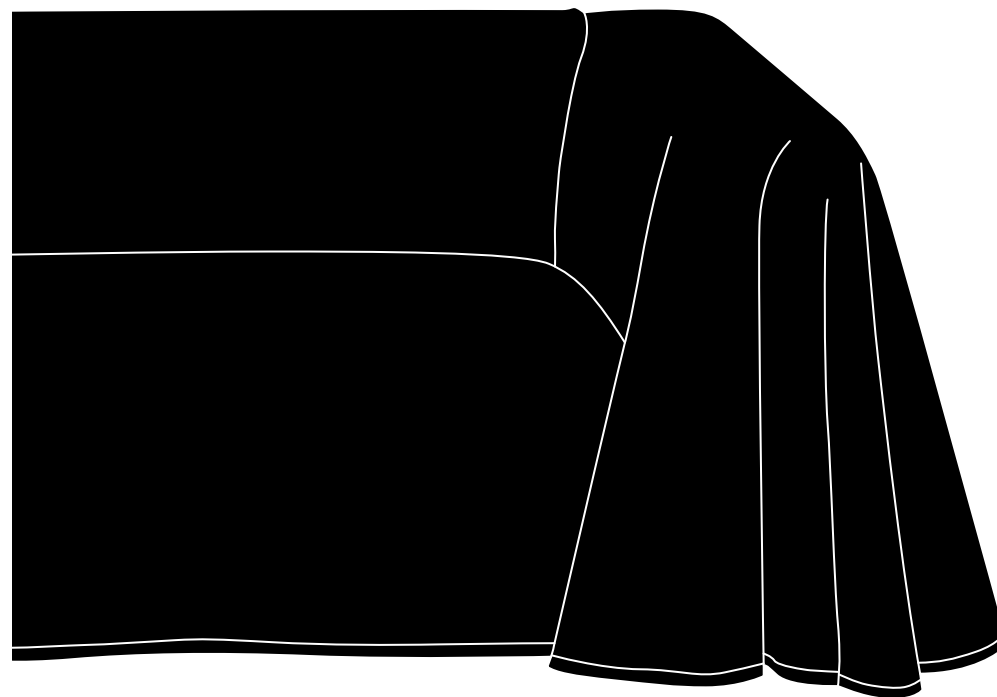

ESTABLISHED & SONS
United Kingdom
Phone +44 (0)20 7608 0990
establishedandsons.com

ESTANDSONS LTD
Estandsons Warehouse
Intereuropa d.d.
Mednarodni prehod 8,
SI-5290 Šempeter pri Gorici,
Slovenija

CAPE

Konstantin Grcic



CAPE

Konstantin Grcic

A sofa with its own style, Konstantin Grcic's unique Cape design can transform to suit the seasons with a simple change of its customisable cover.

THE DESIGNER

Konstantin Grcic trained as a cabinet maker at The John Makepeace school before completing his MA in Industrial Design at the Royal College of Art in London.



General Information

IMPORTANT, RETAIN FOR FUTURE REFERENCE: READ CAREFULLY

DESIGN

2011

DESCRIPTION

Upholstered sofa

DIMENSIONS

L2000mm × D900 × H680mm,
Seat height 400mm

MATERIALS

Timber frame, foam core, non-removable upholstery base cover, removable upholstery over-cover

UPHOLSTERY

For fabric options please contact Established & Sons, COM quoted on request, COM subject to sample fabric test

Maintenance Instructions

USER INSTRUCTIONS

ATTENTION! Please handle with care when installing.

The product is not suitable for outdoor use.

Avoid contact with heat sources.

For major maintenance or repairs, consult the retailer.

Once the product or its components are no longer required, make sure that they are disposed of correctly.

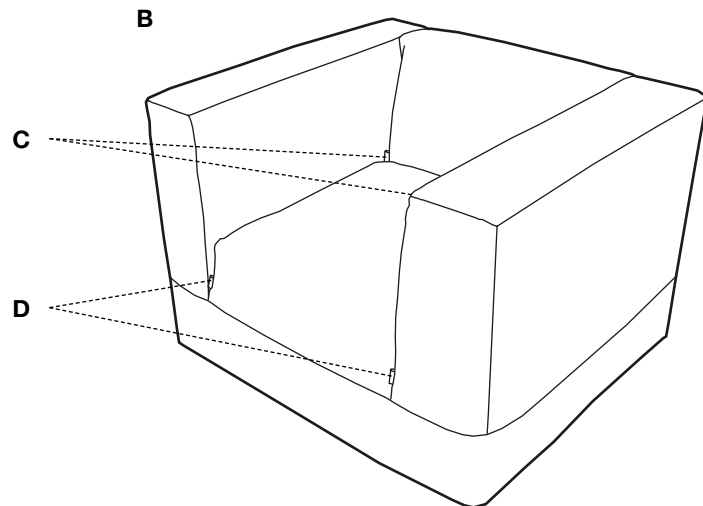
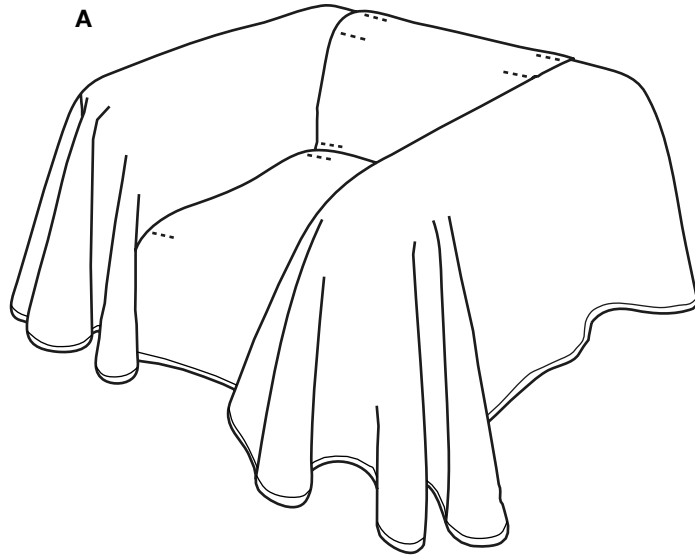
CLEANING GUIDELINES

Dust can be removed by brushing with a garment brush. For stains consult professional upholstery cleaner.

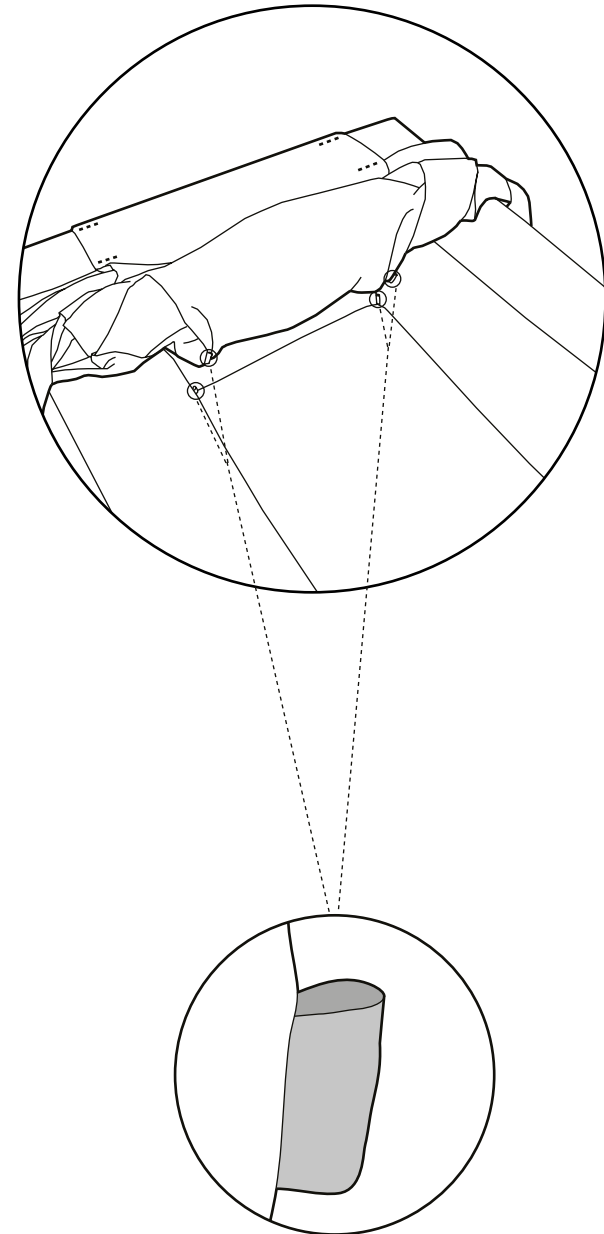
The removable upholstery covers should be dry cleaned in a gentle cycle following the dry cleaning symbol. ☉

Installation

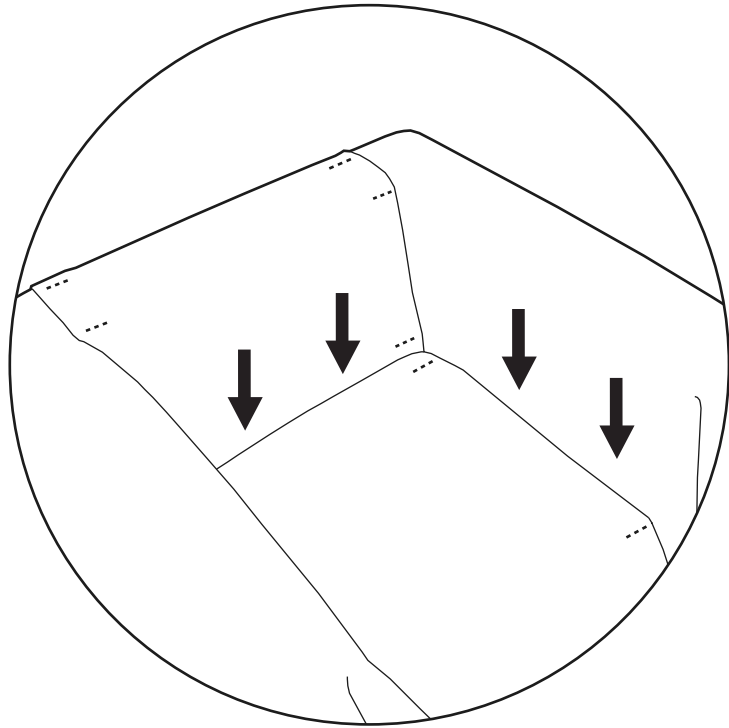
- A** Removable upholstery over-cover
- B** Base
- C** Green tabs
- D** Red Tabs



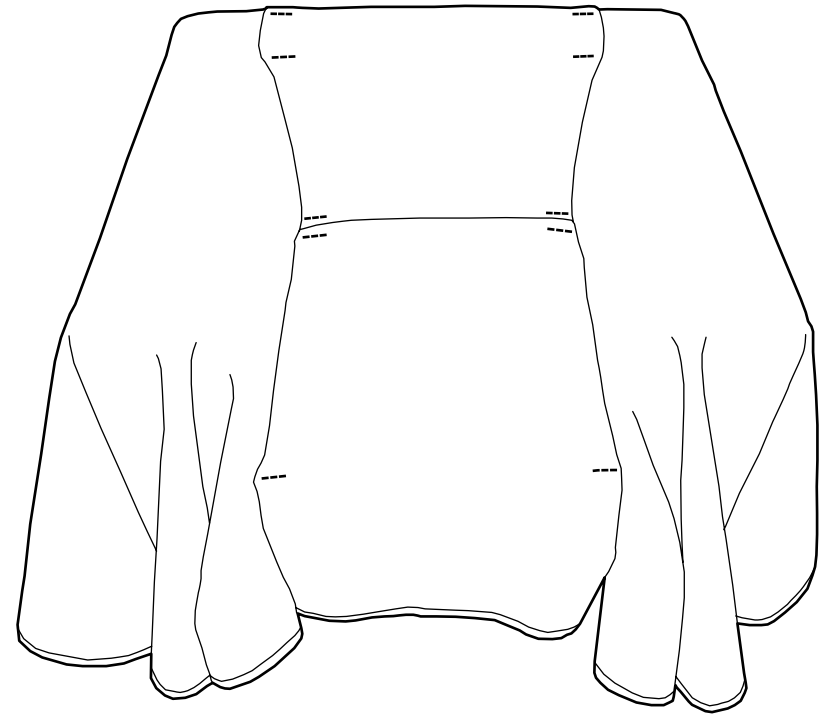
1. Place the removable upholstery cover (A) over the chair/sofa base (B) ensuring the area with sets of two parallel stitches runs along the top of the chair/sofa.
2. Roll the removable upholstery cover to reveal the green colour coded tabs and ensure they correspond to the green tabs (C) on the base.



-
3. Roll out the rest of the removable upholstery cover spreading it over the chair/sofa, ensuring the red tabs correspond.
 4. Tuck the excess cover down the sides and back of the chair/sofa ensuring that the fabric is evenly controlled and neatly follows the folds.
-



-
5. The stitches on the cover should correspond to the image below. Slight adjustments may be needed to suit the users taste.
-



About Established & Sons

Established & Sons is a British brand representing all that is innovative in contemporary design. By supporting the best creators of our time, it has built a collection for people who are passionate about design, presenting imaginative products with style and personality.

Designers and artists are afforded the freedom to explore their own language, advancing pioneering ideas that deliver exceptional furniture and lighting collections. Combined with Established & Sons' commitment to skilled craftsmanship and cutting-edge manufacturing techniques, this produces intelligent designs that are at the same time diverse in the extreme and united in their quest for the extraordinary.

The Established & Sons collection includes some of the most important examples of 21st-century design. Many of the pieces have been acquired by international museums, galleries, institutions and private collections.

Follow us on [Instagram](#)