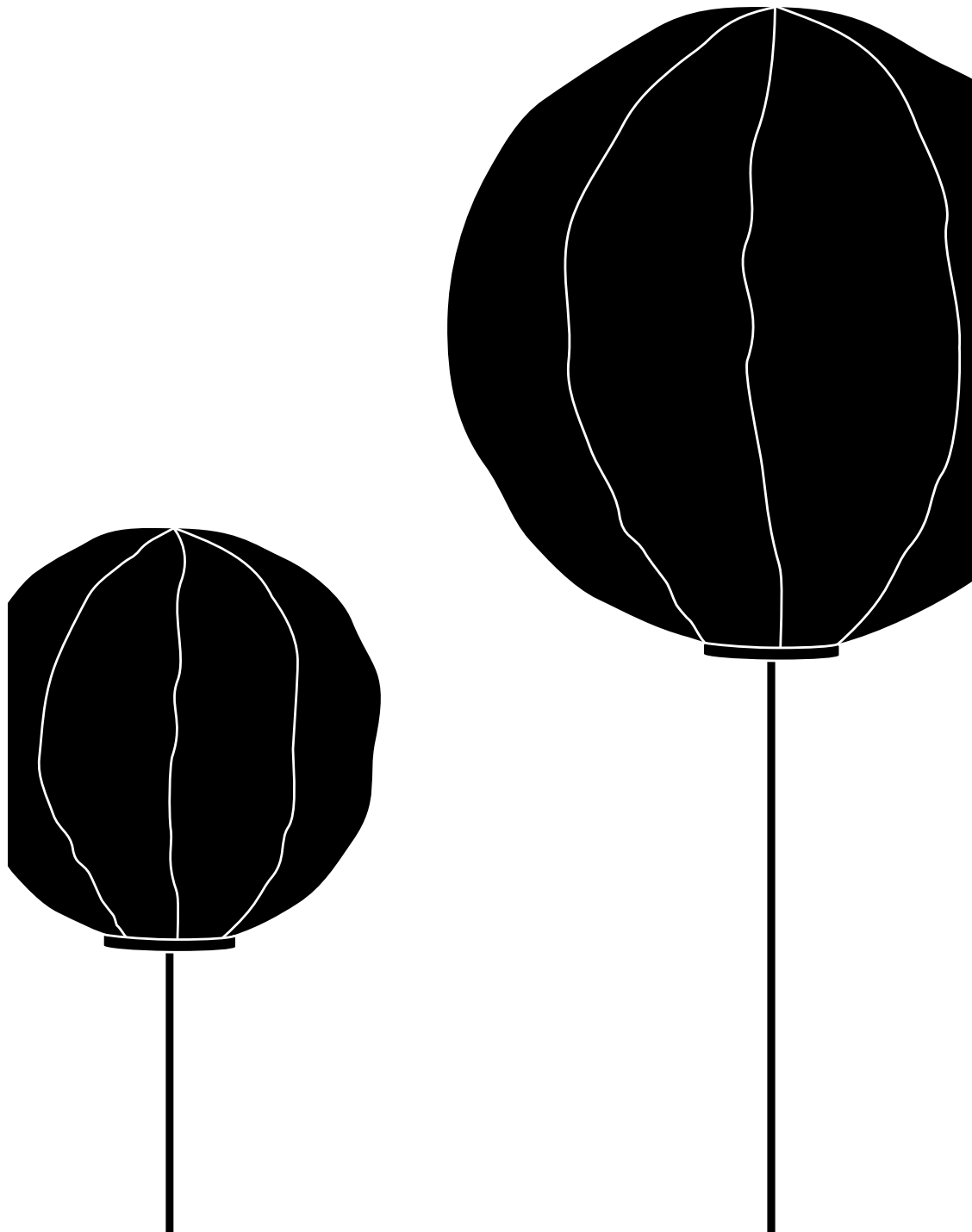

ESTABLISHED & SONS
United Kingdom
Phone +44 (0)20 7608 0990
establishedandsons.com

ESTANDSONS LTD
Estandsons Warehouse
Intereuropa d.d.
Mednarodni prehod 8,
SI-5290 Šempeter pri Gorici,
Slovenija

CHO LIGHT Dimitri Bähler



CHO LIGHT

Dimitri Bähler

A poetic floor lamp with a design made possible by cutting-edge manufacturing techniques. A globe of crumpled, off-white, traditional Japanese Washi paper creates a diffused glow. This shade balances on a six-millimetre diameter carbon-fibre rod, which extends up from a weighted base to create the design's almost impossibly light appearance. The tall, strong carbon-fibre rod produces a dancer-like movement when the light is touched, injecting a playfulness into the deceptive simplicity of Cho Light.

THE DESIGNER

Swiss designer Dimitri Bähler launched his own studio in Biel in 2014 and has since been nominated for two Swiss Design Awards, directed a string of workshops and produced pieces for some of the world's most adventurous design brands.

Bähler describes his approach as spontaneous, radical and poetic, but with a foundation in substantial material and structural research. In 2016, his experimental ceramics collection VPTC – created to explore the relationship between volumes, patterns, textures and colours by using both digital and traditional tools – was named as the grand prize winner at Biennale Interieur, the respected design biennial in Kortrijk, Belgium.



General Information

DESIGN
2018

DESCRIPTION
Floor Light

MATERIALS
Washi paper shade, unidirectional carbon fibre tube, steel and plastic fittings


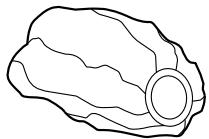
DIMENSIONS
F1: Ø250mm × H1400mm / Ø375mm × H1525mm / 4.4kg, Cable L1500mm
F2: Ø250mm × H1850mm / Ø375mm × H1975mm / 4.5kg, Cable L1500mm

LIGHT SOURCE
E12, 6W LED, 110/120V, in-line dimming foot switch

CLEANING GUIDELINES
For major maintenance or repairs, consult the retailer.
ATTENTION! Ensure the electrical supply is switched off before cleaning.
Clean electrical parts with a soft dry cloth only.
To clean the structure and base use a slightly damp cloth with warm water, avoiding any abrasives or solvents.
To clean the paper shade, brush lightly with a soft feather duster and reshape.

USER INSTRUCTIONS
Always use a qualified electrician for the installation. Follow national, wiring and building, regulations. This product is for indoor use only. Keep out of direct sunlight.
ATTENTION! Do not forcefully bend or pull the carbon fibre rod. Cho Light has a flexible rod that moves naturally with wind. Avoid brute force on the rod as this can damage the rod, the electrical components, and the shade. Protect against exposure to heat above 60°C. Not recommended for continuous use over 16h.

REQUIRED FOR INSTALLATION

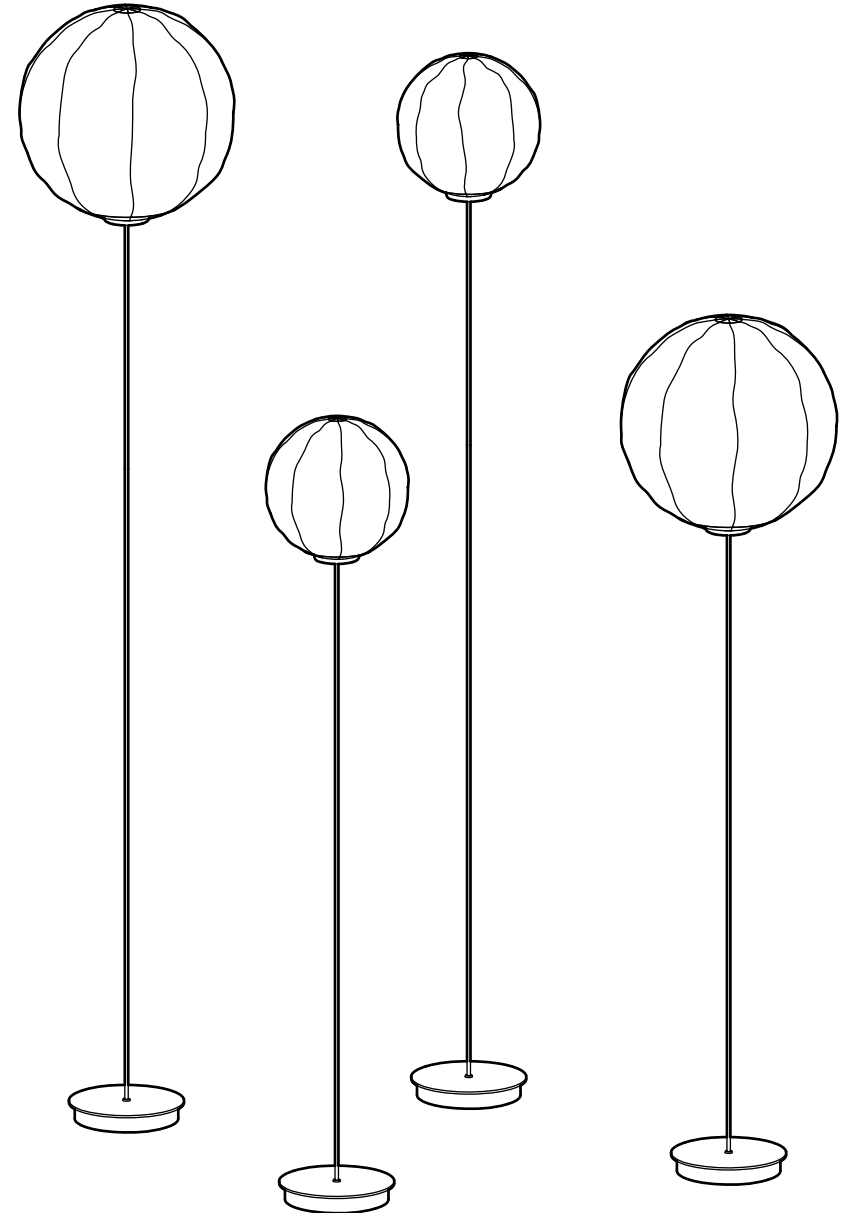


Washi Paper Shade

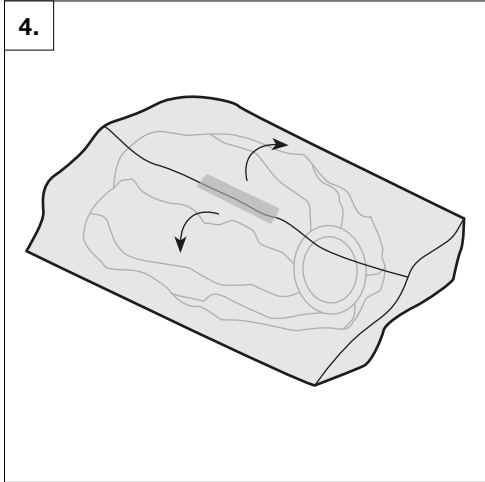
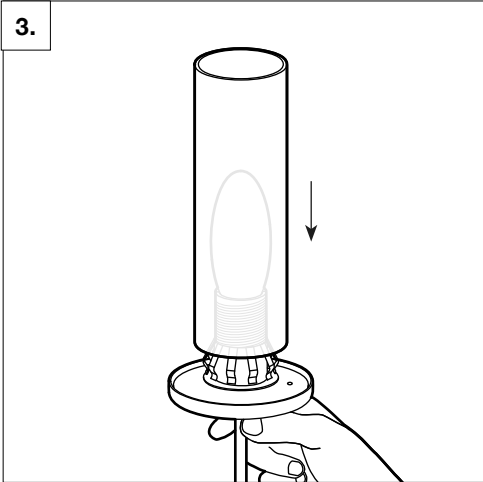
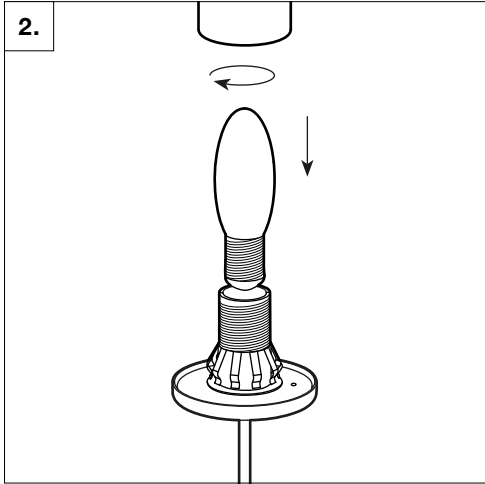
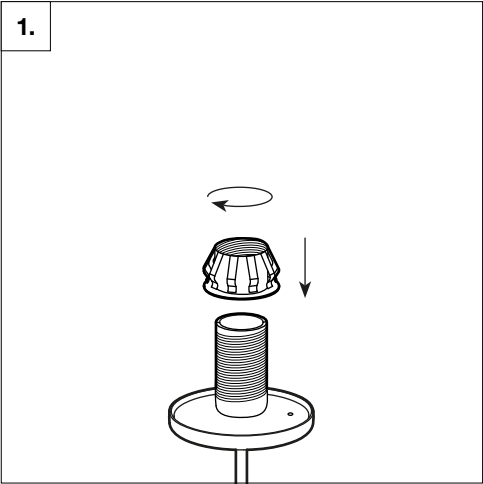
Diffuser Set

E12, 6W LED Bulb

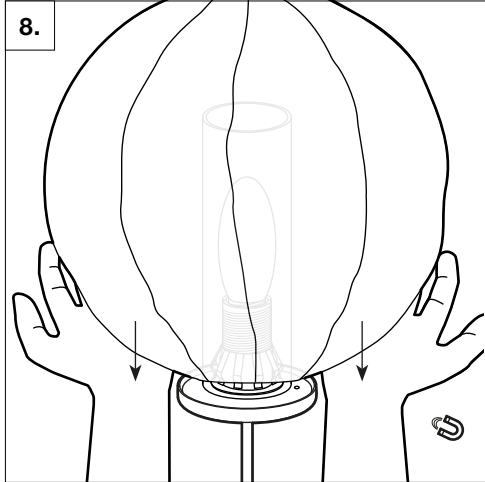
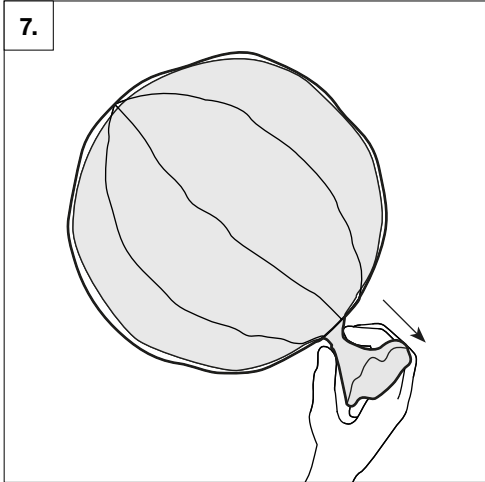
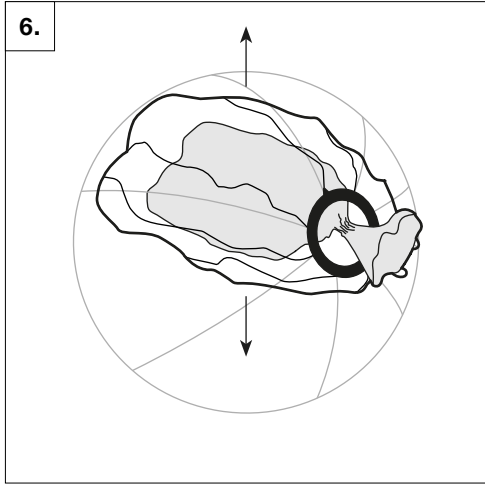
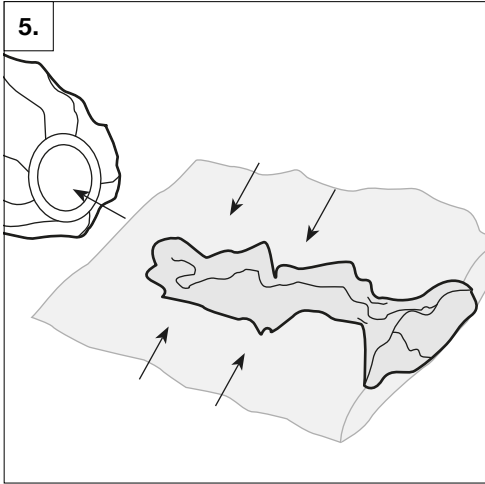
Installation



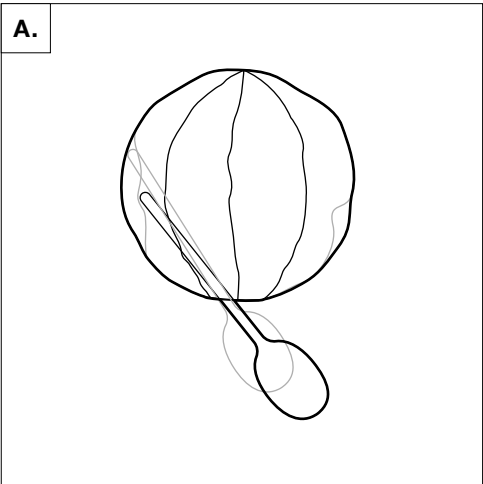
Installation



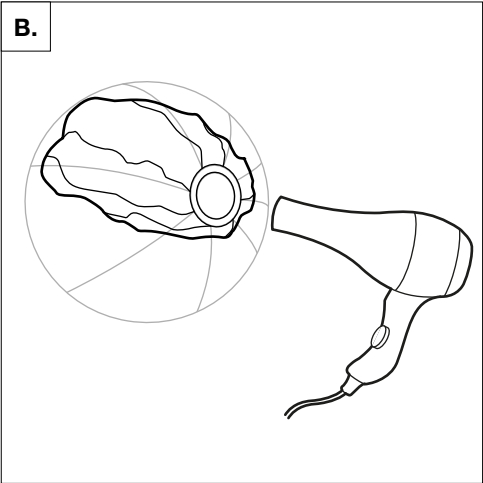
Installation



Shade Maintenance



A. If you wish to correct a dent within the shade, you can access it with a soft, round wooden spatula or dowel.



B. If you struggle with inflating the shade you can use a blow dryer on a cold setting.

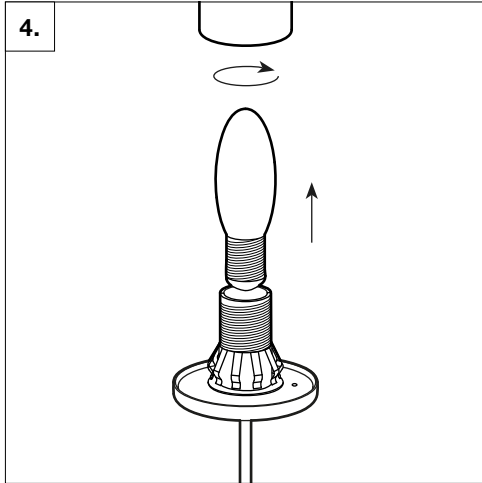
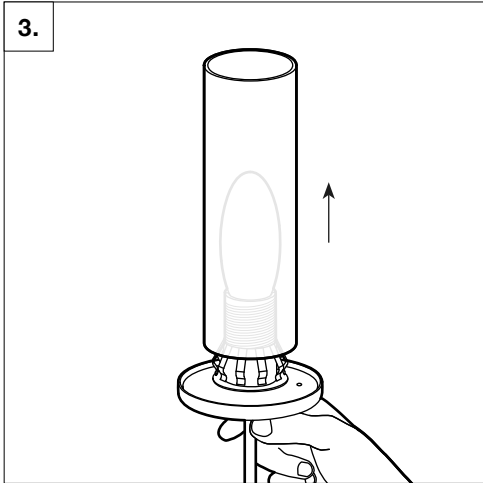
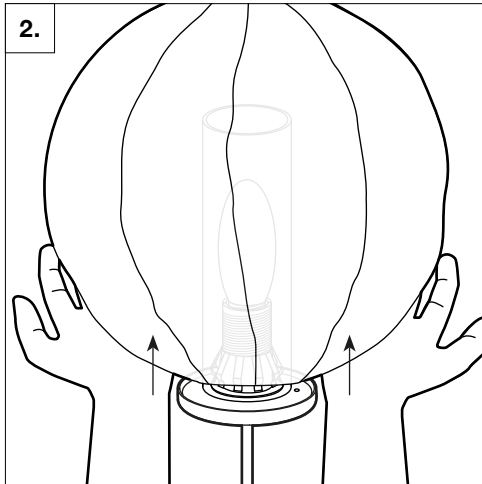
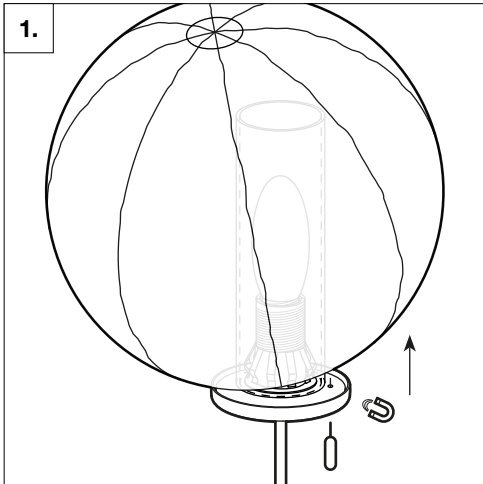


Wooden Spatula



Blow Dryer


Bulb Replacement



Release Pin



E12 6W LED Bulb



**<EN> INSTRUCTIONS FOR CORRECT
INSTALLATION AND USE
IMPORTANT!**

Before installing and whenever acting on the luminaire ensure that the electrical supply is switched OFF. Always use a qualified electrician for the installation. Contact your local electricity authority for advice. Damaged electrical parts of the luminaire should be exclusively replaced by the manufacturer or a qualified person. E&S declines all responsibility for products that are modified.

**<ES> INSTRUCCIONES PARA EL USO
Y LA INSTALACIÓN CORRECTOS
¡IMPORTANTE!**

Antes de instalarla y siempre que manipule la luminaria, asegúrese de que el suministro eléctrico esté APAGADO. Recurre siempre a un electricista cualificado para la instalación. Póngase en contacto con su compañía local de electricidad para solicitar información. Las piezas eléctricas averiadas de la luminaria solo deben ser reemplazadas por el fabricante o por una persona cualificada. E&S declina toda responsabilidad por los productos que hayan sido modificados.

**<IT> ISTRUZIONI PER UN CORRETTO
MONTAGGIO ED USO
IMPORTANTE!**

Prima di installare ed ogni volta che si interviene sull'apparecchio assicurarsi che la tensione di alimentazione sia SPENTA. Per il montaggio rivolgersi sempre ad un elettricista qualificato. Contattare l'ente locale competente per qualunque suggerimento. Le parti elettriche danneggiate devono essere sostituite esclusivamente dal costruttore o da una persona qualificata. E&S declina da ogni responsabilità per prodotti che sono stati modificati.

**<DE> INSTALLATIONS- WARTUNGS- UND
BEDIENUNGSHINWEISE
ACHTUNG!**

Licht vor Installation, Wartung und Reinigung immer von der Stromversorgung trennen. Installation sollte immer durch eine Fachkraft ausgeführt werden. Bei Fragen kontaktieren Sie Ihren Stromversorger oder einen Elektrofachbetrieb. Beschädigte Komponenten sollten nur durch den Hersteller oder durch eine Fachkraft ausgetauscht werden. E&S ist nicht haftbar fuer Produkte, die in irgendeiner Form modifiziert wurden.

**<FR> MODE D'EMPLOI POUR UNE BONNE
INSTALLATION ET UTILISATION
IMPORTANT!**

Avant l'installation et chaque fois que vous manipulez le luminaire assurez-vous que l'alimentation électrique est COUPÉE. Appelez toujours un électricien qualifié pour l'installation. Prenez conseil auprès de votre autorité d'électricité locale. Les pièces électriques endommagées du luminaire doivent être remplacées exclusivement par le fabricant ou une personne qualifiée. E&S décline toute responsabilité pour les produits modifiés.

**<PT> INSTRUÇÕES PARA A CORRETA
INSTALAÇÃO E UTILIZAÇÃO
IMPORTANTE!**

Antes de instalar e sempre que atuar sobre o candeeiro deve confirmar que a alimentação elétrica DESLIGADA. A instalação deve ser sempre feita por um electricista qualificado. Contacte a sua entidade local de electricidade para aconselhamento. As componentes elétricas danificadas do candeeiro devem ser substituídas apenas pelo fabricante ou por uma pessoa qualificada. A E&S declina qualquer responsabilidade em relação a produtos que sejam alterados.

**<AR> تعليمات التركيب والاستعمال بالطريقة الصحيحة
هام!**

قبل التركيب وقبل الشروع بأي إجراء على المصباح، تأكد من أن التيار الكهربائي مُطفأ. ينبغي أن يتم التركيب على يد فني كهرباء مختص ومؤهل. اتصل بسلطة الكهرباء المحلية للحصول على النصائح. ينبغي عدم استبدال القطع الكهربائية المتضررة داخل المصباح إلا بواسطة الشركة المُصنعة أو شخص مؤهل. لا تتحمل E&S أي مسؤولية عن المنتجات التي يتم تعديلها.

About Established & Sons

Established & Sons is a British brand representing all that is innovative in contemporary design. By supporting the best creators of our time, it has built a collection for people who are passionate about design, presenting imaginative products with style and personality.

Designers and artists are afforded the freedom to explore their own language, advancing pioneering ideas that deliver exceptional furniture and lighting collections. Combined with Established & Sons' commitment to skilled craftsmanship and cutting-edge manufacturing techniques, this produces intelligent designs that are at the same time diverse in the extreme and united in their quest for the extraordinary.

The Established & Sons collection includes some of the most important examples of 21st-century design. Many of the pieces have been acquired by international museums, galleries, institutions and private collections.

Follow us on Instagram

