




ESTABLISHED & SONS
United Kingdom
Phone +44 (0)20 7608 0990
establishedandsons.com

ESTANDSONS LTD
Estandsons Warehouse
Intereuropa d.d.
Mednarodni prehod 8,
SI-5290 Šempeter pri Gorici,
Slovenija

CRATE SHELVES Jasper Morrison



CRATE SHELVES

Jasper Morrison

Emphasising honest materials and usability, Jasper Morrison uses a familiar form in idealised proportions to draw attention to the possibilities of an undervalued, everyday object with his Crate design.

THE DESIGNER

Morrison launched his first studio in London in 1986 after studying at Kingston University and the Royal College of Art and rapidly established himself internationally with installations at the Documenta art exhibition in 1987 and at the DAAD Gallery during the Berlin Design Werkstatt in 1988. He has since been invited to design everything from trams to tableware, and his work is among the collections of the world's leading museums. Morrison's interest in archetypal objects led to a partnership with Japanese designer Naoto Fukasawa in 2006 on the seminal Super Normal exhibition and the accompanying manifesto – the first of a number of publications celebrating everyday objects. His retrospective exhibition, Thingness, opened at the Grand-Hornu in Belgium in 2015 and is currently touring Europe. Morrison now divides his time between studios in Paris, Tokyo and London.



General Information

IMPORTANT, RETAIN FOR FUTURE REFERENCE: READ CAREFULLY

DESIGN
2021

DESCRIPTION
Shelving

MATERIALS
Waxed yellow pine timber, veneered yellow pine plywood

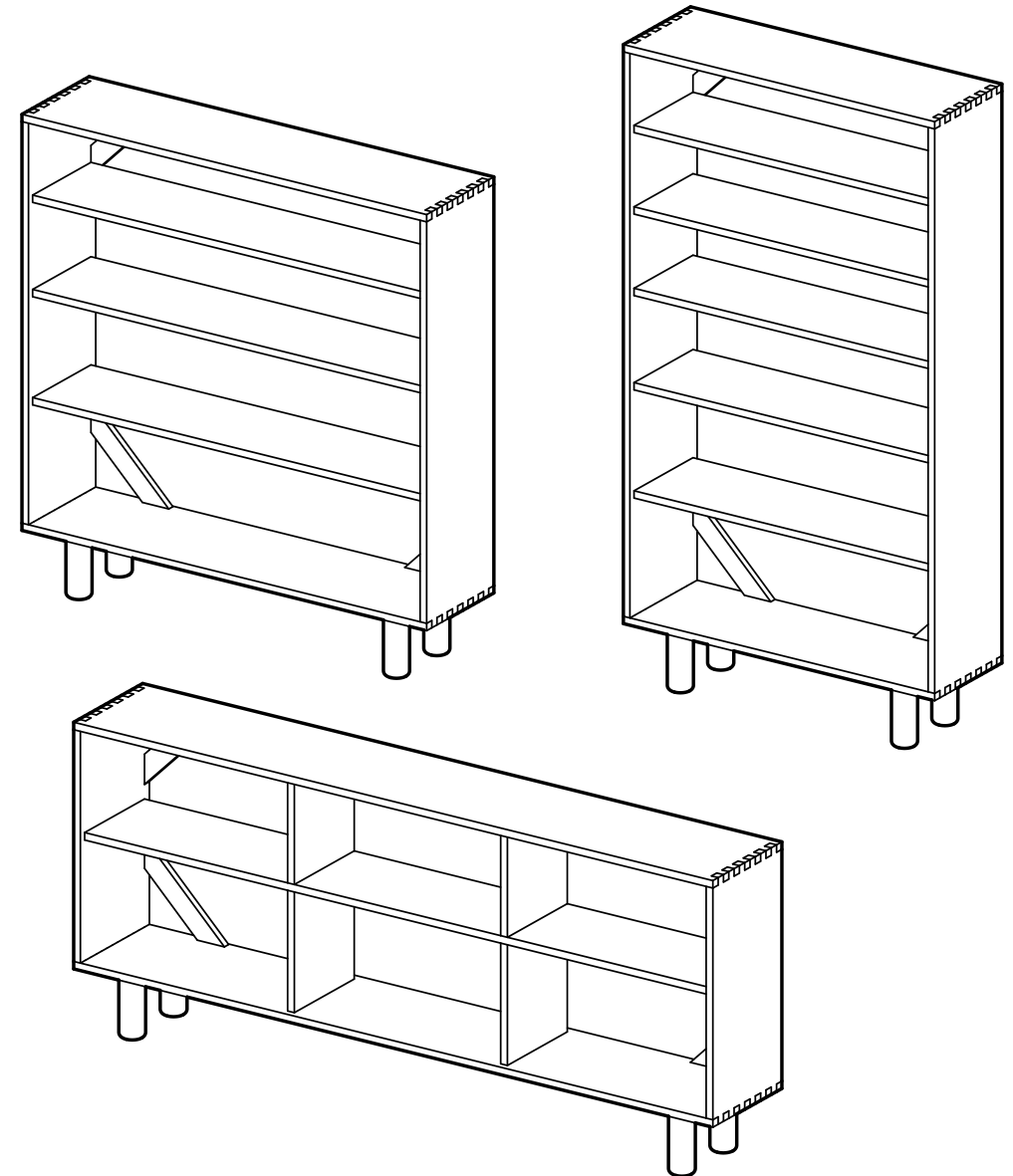
DIMENSIONS
A: L1300mm × D325mm × H1380mm
B: L1000mm × D325mm × H1850mm
C: L2000mm × D325mm × H873mm

CLEANING GUIDELINES
Yellow Pine Frame:
Clean with duster. Use a lint-free cloth with warm soap foam for tougher stains.
Avoid abrasive solvents, as they may damage the material.

Apply a layer of natural beeswax polish once a year with a natural lint-free cloth.
Pine is a natural soft wood, keep away from heat sources such as radiators or electric heaters, as repeated changes in temperature and humidity can cause the timber to warp.

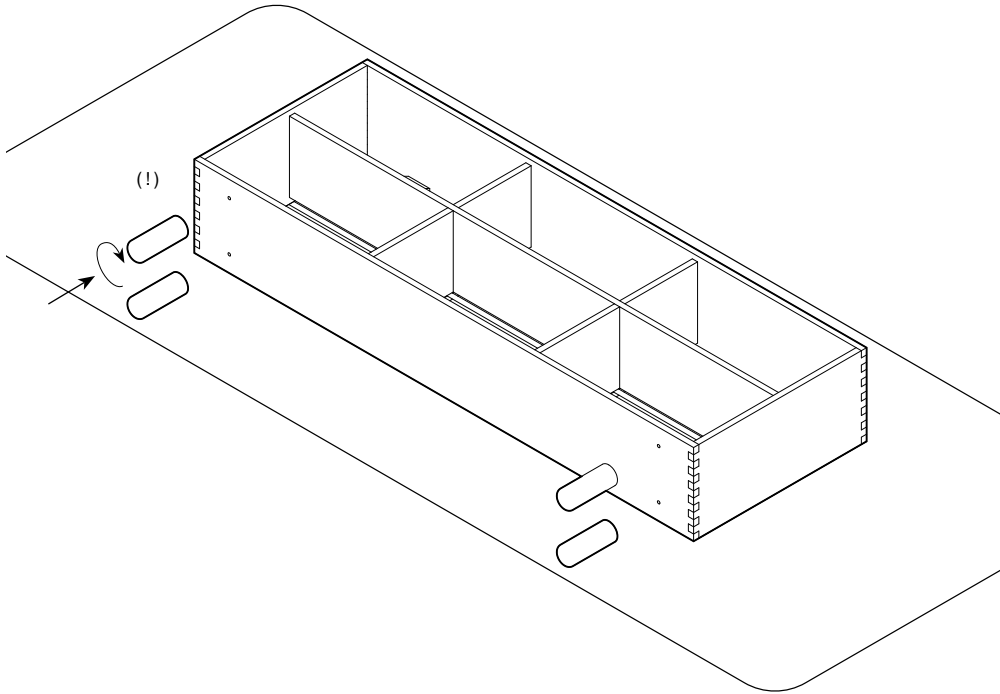
This product is for indoor use only.
For major maintenance or repairs, consult the retailer.
Once the product or its components are no longer used, make sure that they are disposed of correctly through the public waste disposal services

Installation



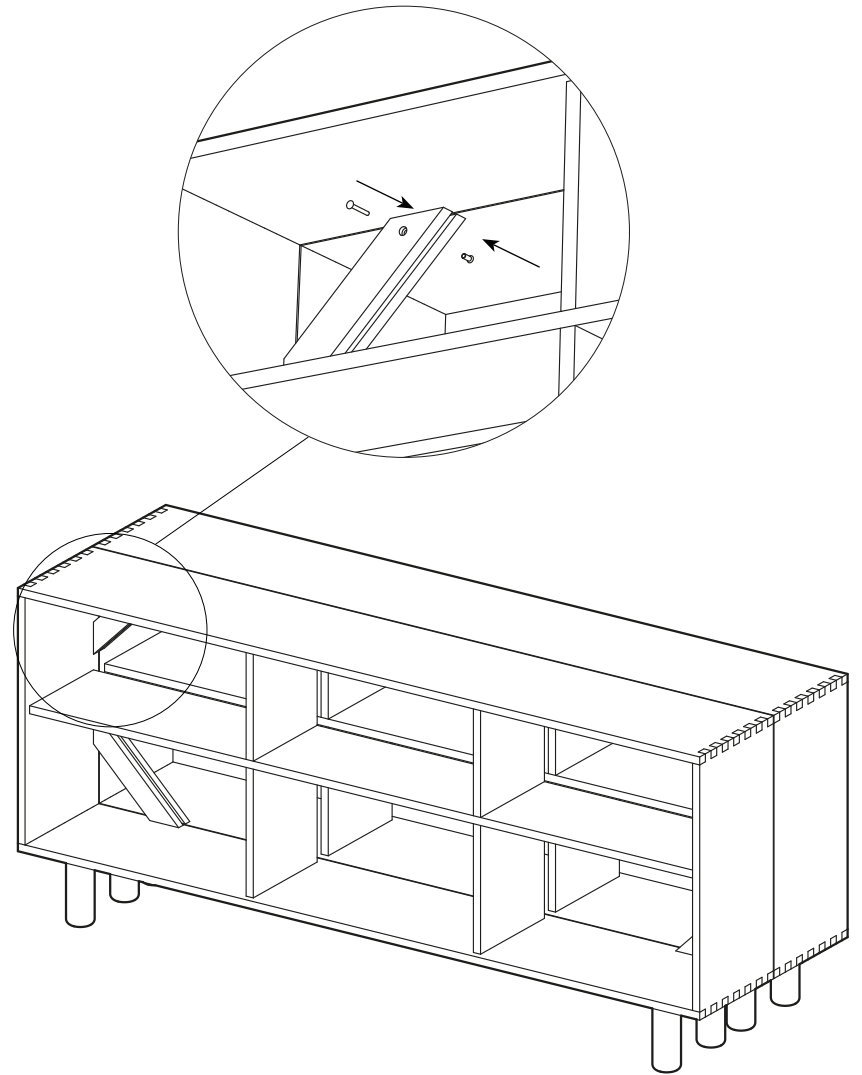
1. Gently place the Crate Shelves on their back, on a soft surface.

Screw on legs, do not over tighten. (!)



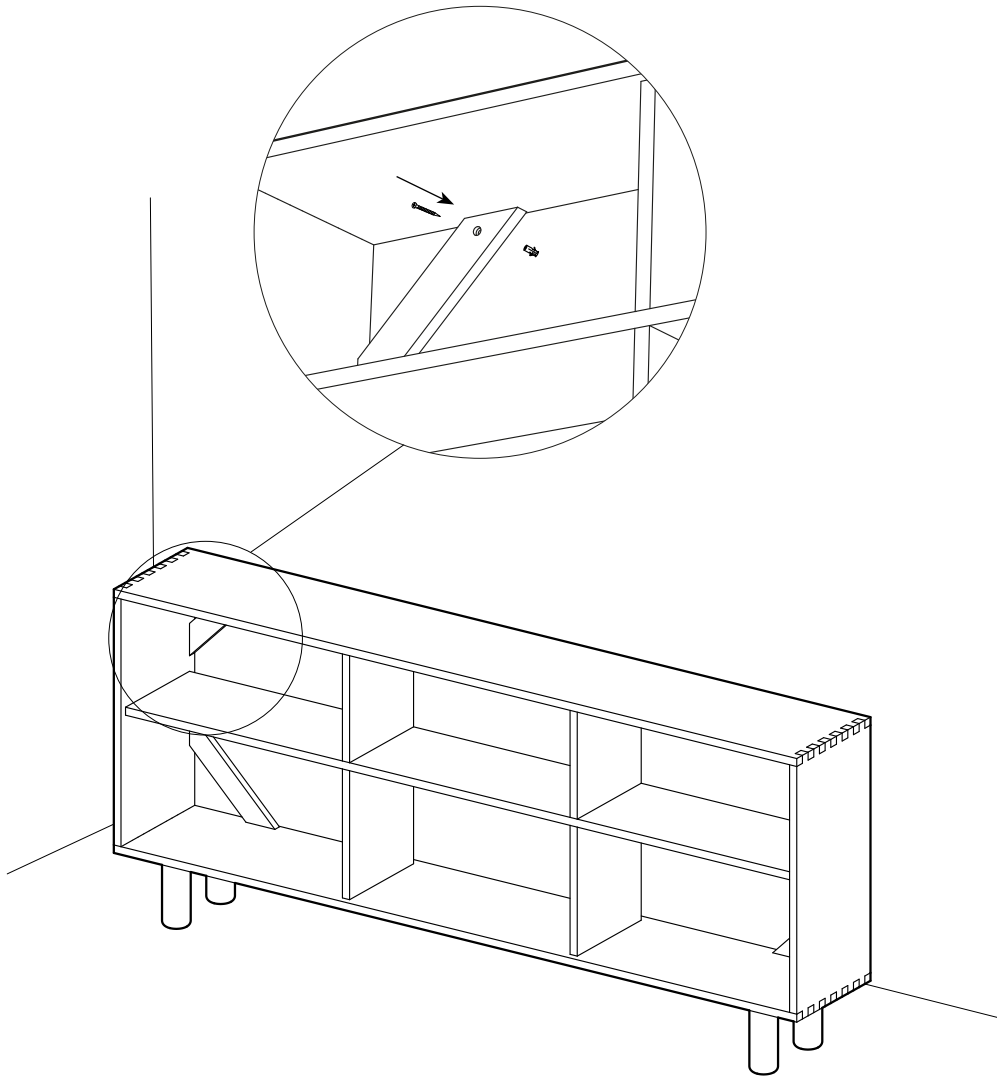
2. Fix Two Shelves Back to Back.

Insert bolt and binder into aligned holes and screw till tight.

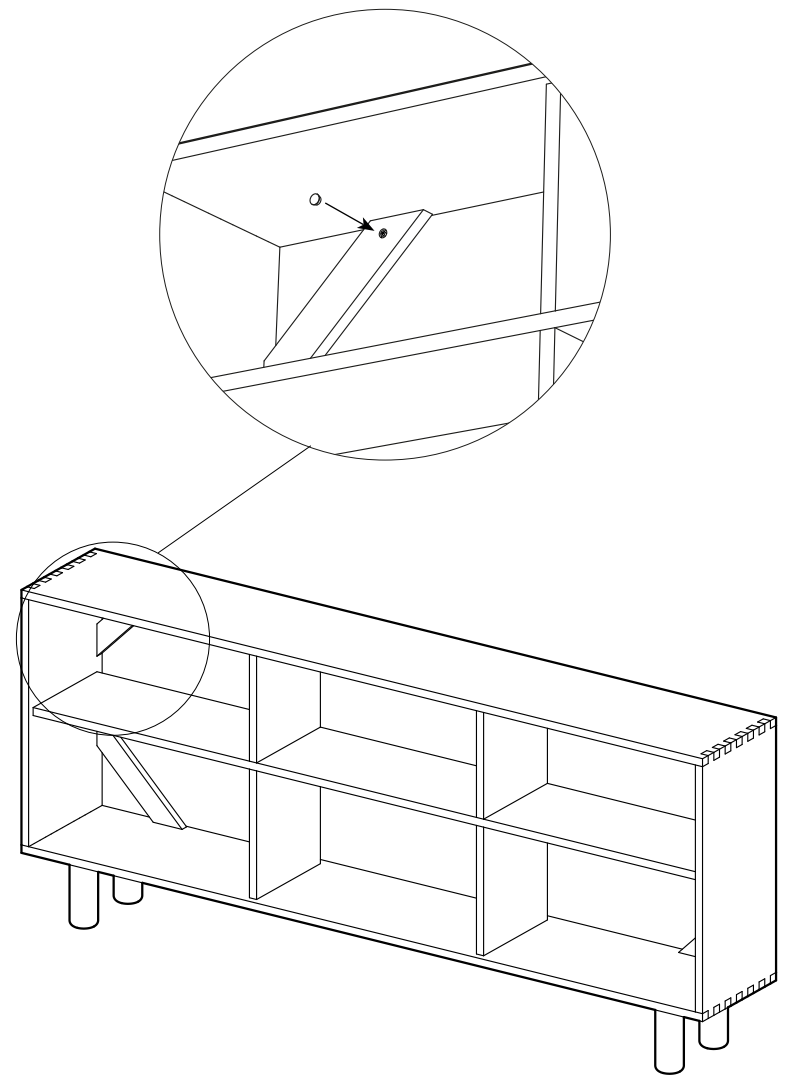


3. If required, fix shelves to the wall

Using appropriate plugs depending on wall material,
screw through the corner brace hole into wall.



4. Cover screw or bolt with provided plug.



About Established & Sons

Established & Sons is a British brand representing all that is innovative in contemporary design. By supporting the best creators of our time, it has built a collection for people who are passionate about design, presenting imaginative products with style and personality.

Designers and artists are afforded the freedom to explore their own language, advancing pioneering ideas that deliver exceptional furniture and lighting collections. Combined with Established & Sons' commitment to skilled craftsmanship and cutting-edge manufacturing techniques, this produces intelligent designs that are at the same time diverse in the extreme and united in their quest for the extraordinary.

The Established & Sons collection includes some of the most important examples of 21st-century design. Many of the pieces have been acquired by international museums, galleries, institutions and private collections.

Follow us on Instagram

