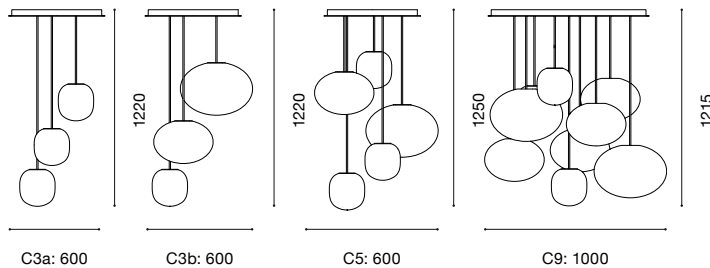


FILIGRANA LIGHT CLUSTER (110/120V)

Sebastian Wrong



Type
Suspension Cluster Light






Design
2018


Cluster group of lights available in 4 fixed compositions providing diffused light. Venetian mouth-blown acid-etched glass shade with white powder-coated steel fittings. Artisan material and process, variations occur, every lamp is unique. Screw mounted fittings and positioning bar to balance the pendants evenly. Ceiling plate pre-wired with steel suspension cable and PVC clear electrical cable in fixed lengths.

Dimensions	Cable Length	Weight
C3a: Ø600mm x H1220mm x3 S2 Cylinder: Ø200mm x H230mm	L420mm/700mm/955mm	16kg
C3b: Ø600mm x H1220mm x1 S2 Cylinder: Ø200mm x H230mm x1 S3 Ellipse: Ø370mm x H270mm x1 S4 Ellipse: Ø450mm x H330mm	L955mm L650mm L290mm	20kg
C5: Ø600mm x H1250mm x3 S2 Cylinder: Ø200mm x H230mm x1 S3 Ellipse: Ø370mm x H270mm x1 S4 Ellipse: Ø450mm x H330mm	L220mm/790mm/975mm L345mm L550mm	25kg
C9: Ø1000mm x H1215mm x3 S2 Cylinder: Ø200mm x H230mm x4 S3 Ellipse: Ø370mm x H270mm x2 S4 Ellipse: Ø450mm x H330mm	L320mm / 430mm / 945mm L385mm / 540mm / 700mm / 760mm L450mm / 800mm	40kg

Materials
Acid etched mouth blown glass, acrylic and powder-coated steel fittings, steel suspension cable

Lamp Colour

-  Etched/black canes
-  Etched/red canes
-  Etched/white canes

Cable Colour
 Clear

Light Source Type
Diffused

Supply Voltage
110/120V AC, 50-60Hz

Recommended Light Source
E26 110/120V LED
Note: Bulb not included

Bulb Colour Temperature (Kelvin)
The levels will vary depending on the type of bulb used in the luminaire

Wiring Type
Mains voltage

Dimmable
Luminaire compatible with dimmable light sources and devices

Recommended Power (Watts)
6-9W (max. 9W)

Types of Insulation
Class II (2)

Ingress Protection Rating
IP20

Lumens
Max 806lm (9W)

Packaging Dimensions	Weight
C3A: L800mm x D800mm x H100mm x3 S2 Cylinder: L380mm x H380mm x H230mm	x1 15kg x3 3.6kg
C3B: L800mm x D800mm x H100mm x1 S2 Cylinder: L380mm x H380mm x H230mm x1 S3 Ellipse: L500mm x H450mm x H500mm x1 S4 Ellipse: L500mm x H450mm x H500mm	x1 15kg x1 3.6kg x1 4.5kg x1 5.8kg
C5: L800mm x D800mm x H100mm x3 S2 Cylinder: L380mm x H380mm x H230mm x1 S3 Ellipse: L500mm x H450mm x H500mm x1 S4 Ellipse: L500mm x H450mm x H500mm	x1 15kg x3 3.6kg x1 4.5kg x1 5.8kg
C9: L1200mm x D1200mm x H100mm x3 S2 Cylinder: L380mm x H380mm x H230mm x3 S3 Ellipse: L500mm x H450mm x H500mm x3 S4 Ellipse: L500mm x H450mm x H500mm	x1 20kg x3 3.6kg x3 4.5kg x3 5.8kg

Care & Maintenance
Clean with a soft dry cloth. Do not use alcohol, polishes, abrasives or any solvents to clean the product, as they may damage the material. This product is for indoor use only. Keep out of direct sunlight. Protect against exposure to heat above 60°C. Not recommended for continuous use over 16h.

Notes
This product is fitted with E26 LED bulb fittings. Established & Sons recommend using this product with E26 LED bulbs, max 9W. Established & Sons will not accept any responsibility for any accidents, injuries or damages that occur due to the use of incorrect bulbs.

Country of Origin
Italy

Certifications



Packaging Type
Cardboard and polystyrene on pallet

