

ESTABLISHED & SONS
United Kingdom
Phone +44 (0)20 7608 0990
establishedandsons.com

ESTANDSONS LTD
Estandsons Warehouse
Intereuropa d.d.
Mednarodni prehod 8,
SI-5290 Šempeter pri Gorici,
Slovenija



FILIGRANA LIGHT S1
Sebastian Wrong

FILIGRANA LIGHT

Sebastian Wrong

Created by Established & Sons' Sebastian Wrong, the Filigrana Light represents the best of traditional craftsmanship, technical mastery and modern design. Using a 16th century technique that originated on the Venetian island of Murano, the highly skilled, mouth-blown production process ensures that each Filigrana Light is unique. Available in five different shapes, five different colour options, and 4 eye-catching cluster groups, the surface of the Filigrana Light is acid etched to create a soft, diffused light.

THE DESIGNER

Sebastian Wrong originally studied sculpture before going on to establish his own successful manufacturing company. His portfolio of work spans furniture, lighting, accessories and gallery projects. As a founding member of Established & Sons, Wrong contributed significantly to the development of the collection. He continues to exercise his abilities in the field of manufacturing at Established & Sons as well as bringing his considerable creative skills as a product designer.



General Information

IMPORTANT, RETAIN FOR FUTURE REFERENCE: READ CAREFULLY

DESIGN
2018

DESCRIPTION
Suspension Light

MATERIALS
Glass shade, PVC cable, metal ceiling fixture, metal and acrylic pendant

DIMENSIONS
S1 Beehive Ø160: Ø160mm × H140mm, cable L2000mm, 1.0kg

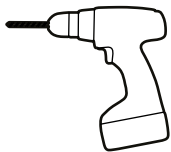
RECOMMENDED LIGHT SOURCE
E14, 1 × 6W LED, 220/240V, PVC cable

This product is fitted with E12 LED bulb fittings. Established & Sons recommend using this product with LED bulbs, max 6W. Established & Sons will not accept any responsibility for any accidents, injuries or damages that occur due to the use of incorrect bulbs.

CLEANING GUIDELINES
For major maintenance or repairs, consult the retailer.
ATTENTION! Ensure the electrical supply is switched off before cleaning.
Clean electrical parts with a soft dry cloth only.
To clean the glass use a slightly damp cloth with warm water, avoiding any abrasives or solvents.

USER INSTRUCTIONS
Always use a qualified electrician for the installation. Follow national, wiring and building, regulations.
This product is for indoor use only. Keep out of direct sunlight.
When securing to ceiling, ensure that fixings are suitable for building fabric.
Protect against exposure to heat above 60°C. Not recommended for continuous use over 16h.

REQUIRED FOR INSTALLATION



Combi Drill

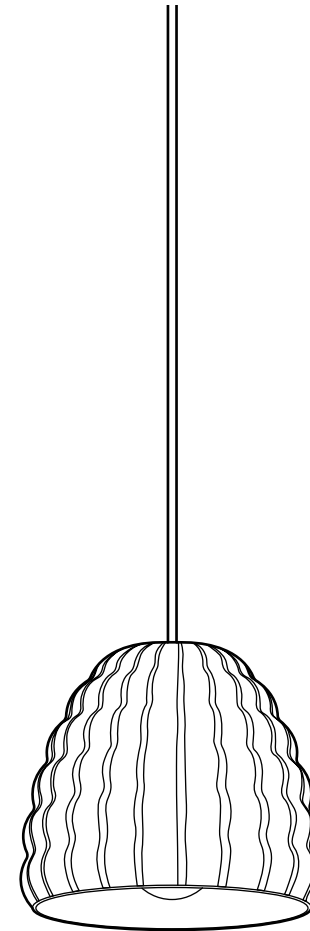


2x Plug Fixing

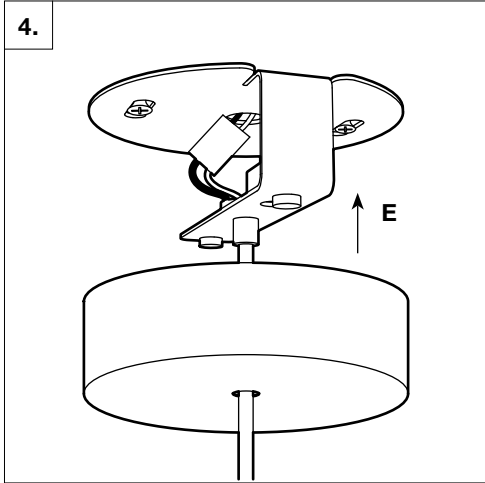
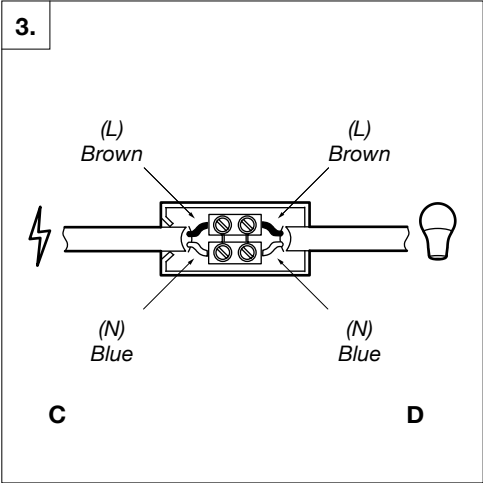
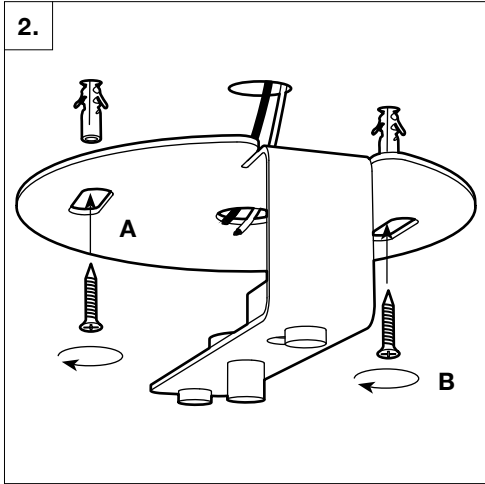
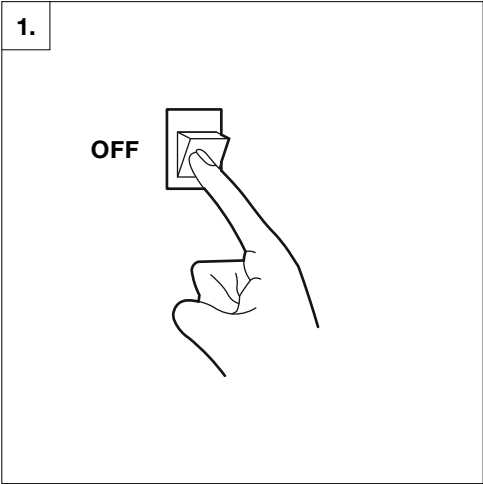


2x Screws

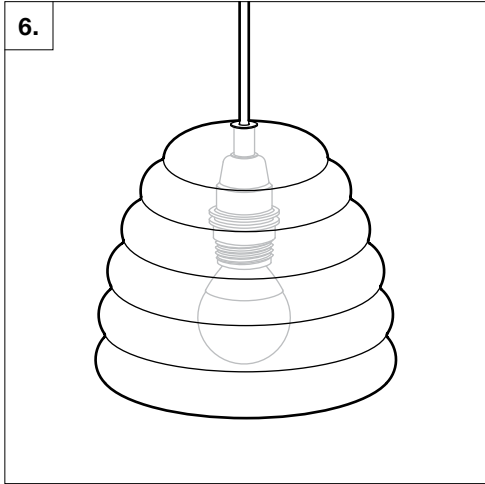
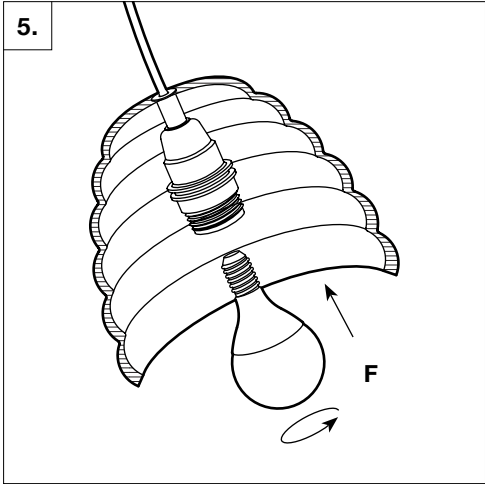
Installation




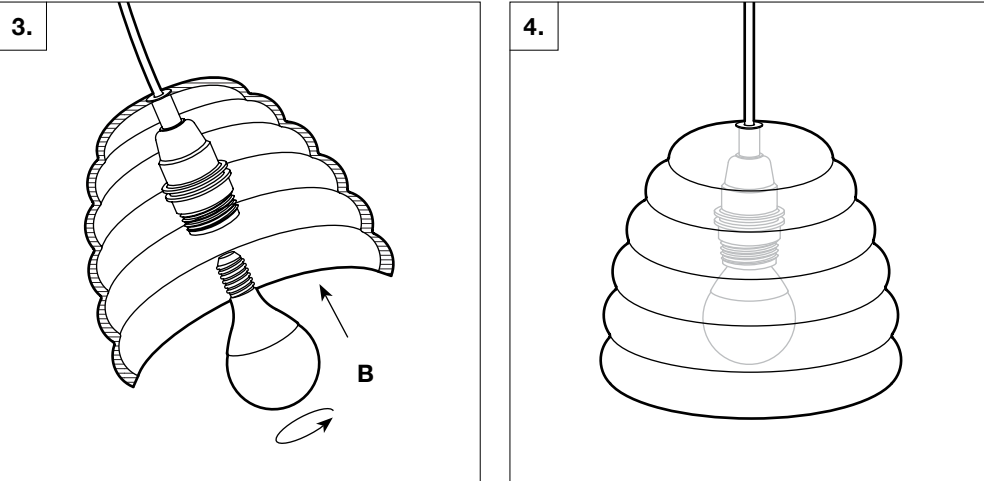
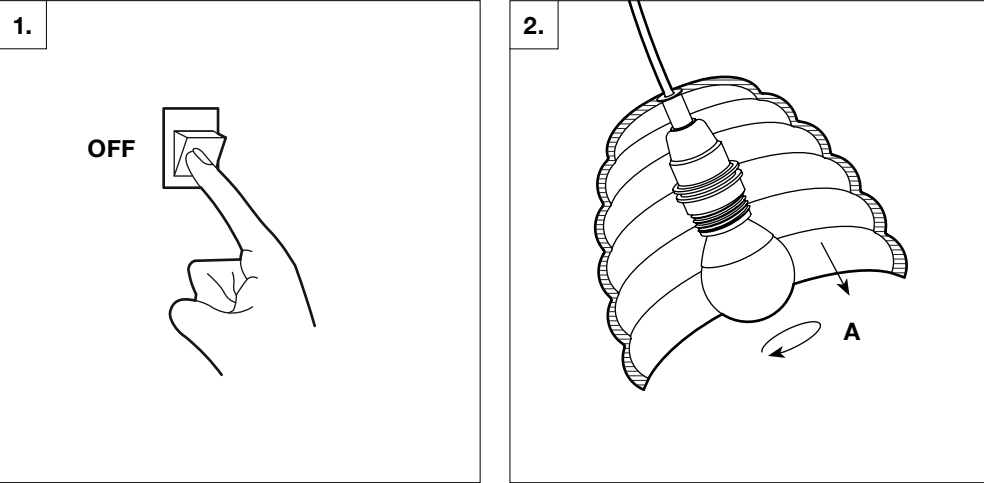
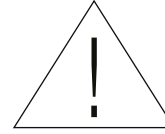
Installation



Installation



Bulb Replacement



E14 6W LED Bulb

<EN> INSTRUCTIONS FOR CORRECT INSTALLATION AND USE IMPORTANT!

Before installing and whenever acting on the luminaire ensure that the electrical supply is switched OFF. Always use a qualified electrician for the installation. Contact your local electricity authority for advice. Damaged electrical parts of the luminaire should be exclusively replaced by the manufacturer or a qualified person. E&S declines all responsibility for products that are modified.

<ES> INSTRUCCIONES PARA EL USO Y LA INSTALACIÓN CORRECTOS ¡IMPORTANTE!

Antes de instalarla y siempre que manipule la luminaria, asegúrese de que el suministro eléctrico esté APAGADO. Recurra siempre a un electricista cualificado para la instalación. Póngase en contacto con su compañía local de electricidad para solicitar información. Las piezas eléctricas averiadas de la luminaria solo deben ser reemplazadas por el fabricante o por una persona cualificada. E&S declina toda responsabilidad por los productos que hayan sido modificados.

<IT> ISTRUZIONI PER UN CORRETTO MONTAGGIO ED USO IMPORTANTE!

Prima di installare ed ogni volta che si interviene sull'apparecchio assicurarsi che la tensione di alimentazione sia SPENTA. Per il montaggio rivolgersi sempre ad un elettricista qualificato. Contattare l'ente locale competente per qualunque suggerimento. Le parti elettriche danneggiate devono essere sostituite esclusivamente dal costruttore o da una persona qualificata. E&S declina da ogni responsabilità per prodotti che sono stati modificati.

<DE> INSTALLATIONS- WARTUNGS- UND BEDIENUNGSHINWEISE ACHTUNG!

Licht vor Installation, Wartung und Reinigung immer von der Stromversorgung trennen. Installation sollte immer durch eine Fachkraft ausgeführt werden. Bei Fragen kontaktieren Sie Ihren Stromversorger oder einen Elektrofachbetrieb. Beschädigte Komponenten sollten nur durch den Hersteller oder durch eine Fachkraft ausgetauscht werden. E&S ist nicht haftbar fuer Produkte, die in irgendeiner Form modifiziert wurden.

<FR> MODE D'EMPLOI POUR UNE BONNE INSTALLATION ET UTILISATION IMPORTANT!

Avant l'installation et chaque fois que vous manipulez le luminaire assurez-vous que l'alimentation électrique est COUPÉE. Appelez toujours un électricien qualifié pour l'installation. Prenez conseil auprès de votre autorité d'électricité locale. Les pièces électriques endommagées du luminaire doivent être remplacées exclusivement par le fabricant ou une personne qualifiée. E&S décline toute responsabilité pour les produits modifiés.

<PT> INSTRUÇÕES PARA A CORRETA INSTALAÇÃO E UTILIZAÇÃO IMPORTANTE!

Antes de instalar e sempre que atuar sobre o candeeiro deve confirmar que a alimentação elétrica DESLIGADA. A instalação deve ser sempre feita por um electricista qualificado. Contacte a sua entidade local de electricidade para aconselhamento. As componentes elétricas danificadas do candeeiro devem ser substituídas apenas pelo fabricante ou por uma pessoa qualificada. A E&S declina qualquer responsabilidade em relação a produtos que sejam alterados.

<AR> تعليمات التركيب والاستعمال بالطريقة الصحيحة هام!

قبل التركيب وقبل الشروع بأي إجراء على المصباح، تأكد من أن التيار الكهربائي مُطفأ. ينبغي أن يتم التركيب على يد فني كهرباء مختص ومؤهل. اتصل بسلطة الكهرباء المحلية للحصول على النصائح. ينبغي عدم استبدال القطع الكهربائية المتضررة داخل المصباح إلا بواسطة الشركة المصنعة أو شخص مؤهل. لا تتحمل E&S أي مسؤولية عن المنتجات التي يتم تعديلها.



About Established & Sons

Established & Sons is a British brand representing all that is innovative in contemporary design. By supporting the best creators of our time, it has built a collection for people who are passionate about design, presenting imaginative products with style and personality.

Designers and artists are afforded the freedom to explore their own language, advancing pioneering ideas that deliver exceptional furniture and lighting collections. Combined with Established & Sons' commitment to skilled craftsmanship and cutting-edge manufacturing techniques, this produces intelligent designs that are at the same time diverse in the extreme and united in their quest for the extraordinary.

The Established & Sons collection includes some of the most important examples of 21st-century design. Many of the pieces have been acquired by international museums, galleries, institutions and private collections.

Follow us on Instagram

