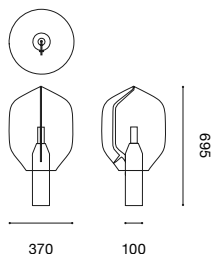


# LIGHTHOUSE

## Ronan & Erwan Bouroullec



**Type**  
Table Light



**Design**  
2010  
**Designer**  
Ronan & Erwan Bouroullec

An elegant equation of modern and traditional craftsmanship, the Lighthouse balances a Venetian mouth blown glass shade on an industrially engineered aluminium arm, weighted by a marble column. Ronan and Erwan Bouroullec cleverly draw our attention to the precariousness of the equilibrium while providing a sturdy, sculptural, voluptuous and enchanting light.




**Dimensions**  
T1: H695mm  
Base: Ø100mm  
Shade: Ø370mm × H465mm

**Cable Length**  
2250mm

**Weight**  
Base: 5.9kg  
Shade: 4.4kg

**Materials**  
Mouth blown glass, anodized aluminium, marble  
Note: artisan material and process, variations occur

**Lamp Colour**

-  Grey blown glass with Carrara white marble
-  Grey blown glass with Rouge-Du-Roi marble
-  Amber blown glass with Marquina black marble
-  Amber blown glass with Dark Emperador marble

**Cable Colour**

-  Grey
-  Black
-  Black
-  Black

**Wiring Type**  
Mains voltage

**Supply Voltage**  
220/240Vac, 50-60Hz  
110/120Vac, 60Hz

**Bulb Colour Temperature**  
2800k

**Bulb Lamp Supplied**  
1x G9 Halogen 60W  
(use only G9 max 75W)

**Types of Insulation**  
Class I (1)

**Ingress Protection Rating**  
IP20

**Bulb Life Expectancy**  
2,000 hours

**Bulb Lumens**  
980

**Packaging Dimensions**  
Base:  
L910mm × D370mm × H380mm  
Shade:  
L520mm × D520mm × H540mm

**Weight**  
7kg  
7kg

**Notes**  
CE Marked

**Packaging Type**  
Cardboard