

LOUVRE LIGHT (220/240V)

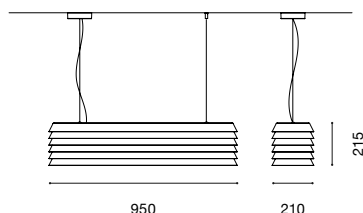
Klauser & Carpenter



Type
Suspension Light

Design
2008
Designer
Klauser & Carpenter

Referencing window blinds and ‘muscle cars’, Klauser & Carpenter’s surprisingly understated Louvre design uses layers of pressed aluminium to create a glare-free, ambient light.




Dimensions
L950mm × D210mm × H215mm

Cable Length
L2000mm

Materials
Anodised aluminium, polycarbonate diffuser, powder-coated aluminium and steel fixings, steel suspension cable.

Lamp Colour
 Anodised Black

Cable Colour
 Clear

Weight
6.8kg

Wiring Type
Mains voltage

Supply Voltage
220/240Vac, 50-60Hz

Colour Temperature
3000k

Light Source Fitting
G5

Types of Insulation
Class II (2)

Dimmable
Luminaire compatible with dimming devices

Life Expectancy
30,000 hours

Light Source Supplied
2× T5-HO linear fluorescent 39W (electronic ballast)

Ingress Protection Rating
IP20

Notes: professional installer to advice on suitable dimmer and bulb combination.

Lumens
3500 lm

Packaging Dimensions
Base: L1230mm × D430mm × H540mm

Weight
35kg

Care & Maintenance
Clean electrical parts with a soft dry cloth only.
To clean the glass use a slightly damp microfibre cloth with a mild detergent.
To clean the lamp please use a soft, damp cloth or a duster, avoiding any abrasives or solvents.

Notes
 

Packaging Type
Crate

Certifications



LOUVRE LIGHT (220/240V)

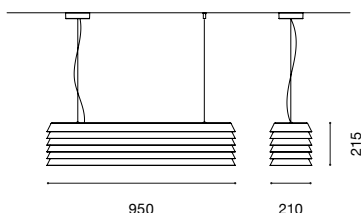
Klauser & Carpenter



Type
Suspension Light

Design
2008
Designer
Klauser & Carpenter

Referencing window blinds and ‘muscle cars’, Klauser & Carpenter’s surprisingly understated Louvre design uses layers of pressed aluminium to create a glare-free, ambient light.




Dimensions
L950mm × D210mm × H215mm

Cable Length
L2000mm

Materials
Anodised aluminium, polycarbonate diffuser, powder-coated aluminium and steel fixings, steel suspension cable.

Lamp Colour
 Anodised Bronze

Cable Colour
 Clear

Weight
6.8kg

Wiring Type
Mains voltage

Supply Voltage
220/240Vac, 50-60Hz

Colour Temperature
3000k

Light Source
Integrated LED strips

Types of Insulation
Class I (1)

Dimmable
Integrated dimmer DALI control technology
Notes: Luminare compatible with dimming devices, professional installer to advise on suitable dimmer

Life Expectancy
50,000 hours

Light Source Supplied
2x Integrated LED strips direct 42W
2x Integrated LED strips indirect 26W
68w Total

Ingress Protection Rating
IP20

Lumens
Direct 3600 lm
Indirect 2200 lm

Packaging Dimensions
Base: L1230mm × D430mm × H540mm

Weight
35kg

Care & Maintenance
Clean electrical parts with a soft dry cloth only.
To clean the glass use a slightly damp microfibre cloth with a mild detergent.
To clean the lamp please use a soft, damp cloth or a duster, avoiding any abrasives or solvents.

Notes
 

Packaging Type
Crate

Certifications
CE