


---

ESTABLISHED & SONS  
United Kingdom  
Phone +44 (0)20 7608 0990  
establishedandsons.com

ESTANDSONS LTD  
Estandsons Warehouse  
Intereuropa d.d.  
Mednarodni prehod 8,  
SI-5290 Šempeter pri Gorici,  
Slovenija

TIKI  
Nao Tamura



---

# TIKI

## Nao Tamura

---

Nao Tamura's characterful, bird-like lamp is robotically carved from clear acrylic to create a delicate form. Intended to sit in clusters, or 'flocks', Tiki suggests a different approach to lighting design.

These delicate bird like lamps use futuristic forms to animate and evoke character. The flawless acrylic shade balances above a metal formed base making a dynamic pairing. Tiki is a modern and exquisite table lamp.

### THE DESIGNER

Nao Tamura originally studied communication design but her work today is extremely varied, taking in conceptual art, lighting, product and graphic design, among others. She draws inspiration from an evolving mixture of cultures, disciplines and concepts, resulting in beautiful and gently emotive solutions for a wide range of contemporary scenarios. Tamura moved to New York in 2010 and is now based in Brooklyn. She has exhibited at the Palais de Tokyo museum in Paris, as well as Milan Design Week, Design Miami and Tokyo Designer's Week and has won a number of accolades, including a Good Design award from The Chicago Athenaeum Museum of Architecture and Design and the ADI Compasso d'Oro International Award.



---

# General Information

---

DESIGN  
2014

DESCRIPTION  
Table Light

MATERIALS  
Gloss glazed ceramic, acrylic

DIMENSIONS  
T1: H370mm x L340mm x D70mm, cable L1500mm, 1.5kg

LIGHT SOURCE  
T1: White LED, 3W, 220/240V, black PVC cable, inline on/off switch

COLOURS  
Black, Metallic Copper

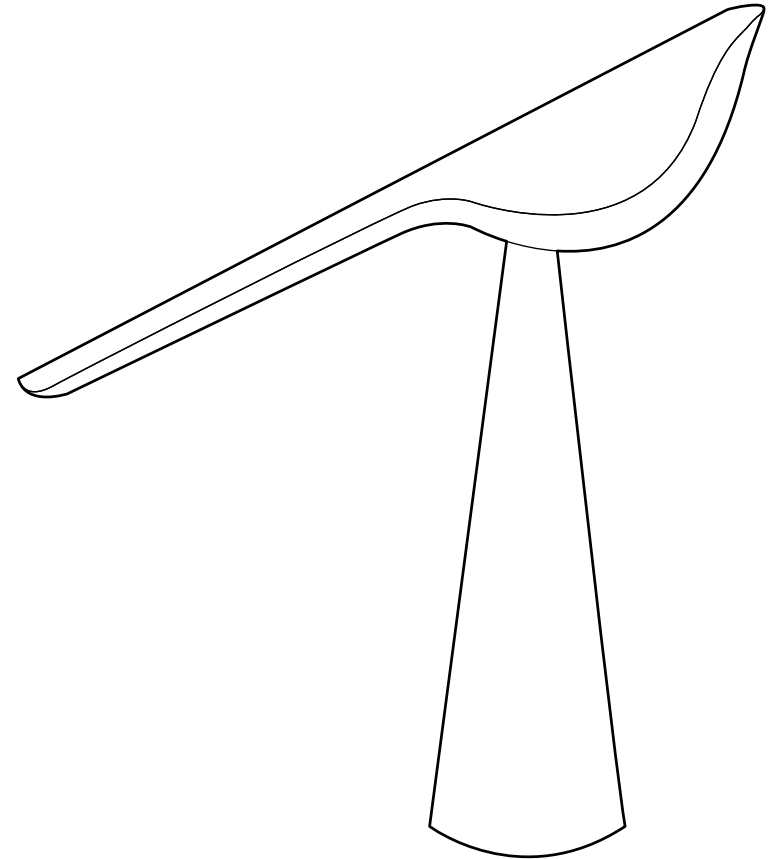
CLEANING GUIDELINES  
For major maintenance or repairs, consult the retailer.  
**ATTENTION!** Ensure the electrical supply is switched off before cleaning. Please remember to remove any jewellery before cleaning. Clean electrical parts with a soft dry cloth only.

NOTES  
Artisan material and process, variations occur (ceramic glazes).  
When installing, place the luminaire carefully on a flat, stable surface.

---

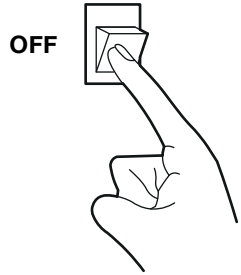
# Installation

---

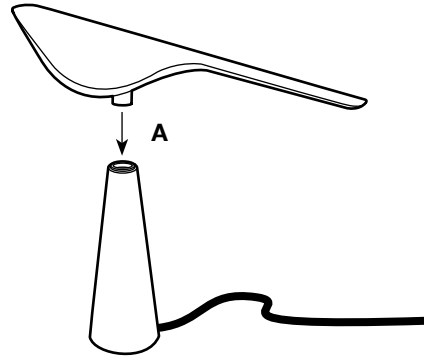


# Installation

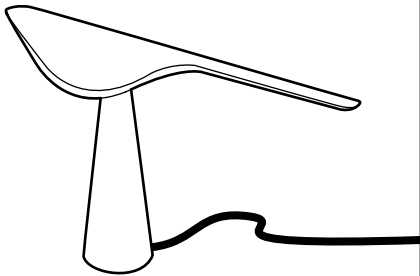
1.



2.



3.



# Important Information

One of the most common causes of damage to ceramics is rough or careless handling. Almost all such damage can be avoided by handling the piece as little as possible and taking care when interacting with or around it.

Be aware that touching the piece will leave behind a residue. Fingermarks can contain acids, oils and other secretions as well as dirt. Many of these can cause damage to the glaze if left on the piece for long periods of time. We advise that gloves are worn or that hands are well cleaned and dry prior to handling.

Crazing is a well-known characteristic found in ceramics caused by the expanding and contracting of the fired clay and glaze at different rates. This can often cause your piece to emit an occasional pinging sound. Whilst this usually happens predominantly at the cooling stage when fired, it does still occur from time to time as temperatures fluctuate.

Established & Sons disclaims any responsibility deriving from incorrect use of the mentioned object. Please read these instructions in full prior to assembling. Keep these instructions for future reference.

# Maintenance Instructions

## USER INSTRUCTIONS

When handling the piece we advise that all jewellery, watches etc are removed to avoid scratches to the surface.

Hands should be cleaned prior to handling and free from moisturiser to prevent transference of dirt and grease from fingers. Alternatively clean, cotton gloves can be worn.

This luminaire contains a built-in LED lamp. The LED lamp can not be changed.

The product is not suitable for outdoor use.

Avoid contact with heat sources.

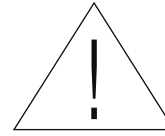
Do not put liquid on the electrical components.

For major maintenance or repairs, consult the retailer.

Once the product or its components are no longer required, please make sure that they are disposed of correctly.

Frequently dusting of this piece will help to maintain the luster of the finish. For general maintenance, the surface should be regularly dusted with a soft, dry, lint-free cloth. Please be aware that dust is an abrasive and can scratch the surface so this must be done carefully to prevent scratching.

If further cleaning is required, the item should be cleaned first without pressure using a soft, slightly damp cloth. It must be immediately dried with a clean, dry, lint-free cloth.



## <EN> INSTRUCTIONS FOR CORRECT INSTALLATION AND USE IMPORTANT!

Before installing and whenever acting on the luminaire ensure that the electrical supply is switched OFF. Always use a qualified electrician for the installation. Contact your local electricity authority for advice. Damaged electrical parts of the luminaire should be exclusively replaced by the manufacturer or a qualified person. E&S declines all responsibility for products that are modified.

## <ES> INSTRUCCIONES PARA EL USO Y LA INSTALACIÓN CORRECTOS ¡IMPORTANTE!

Antes de instalarla y siempre que manipule la luminaria, asegúrese de que el suministro eléctrico esté APAGADO. Recurre siempre a un electricista cualificado para la instalación. Póngase en contacto con su compañía local de electricidad para solicitar información. Las piezas eléctricas averiadas de la luminaria solo deben ser reemplazadas por el fabricante o por una persona cualificada. E&S declina toda responsabilidad por los productos que hayan sido modificados.

## <IT> ISTRUZIONI PER UN CORRETTO MONTAGGIO ED USO IMPORTANTE!

Prima di installare ed ogni volta che si interviene sull'apparecchio assicurarsi che la tensione di alimentazione sia SPENTA. Per il montaggio rivolgersi sempre ad un elettricista qualificato. Contattare l'ente locale competente per qualunque suggerimento. Le parti elettriche danneggiate devono essere sostituite esclusivamente dal costruttore o da una persona qualificata. E&S declina da ogni responsabilità per prodotti che sono stati modificati.

## <DE> INSTALLATIONS- WARTUNGS- UND BEDIENUNGSHINWEISE ACHTUNG!

Licht vor Installation, Wartung und Reinigung immer von der Stromversorgung trennen. Installation sollte immer durch eine Fachkraft ausgeführt werden. Bei Fragen kontaktieren Sie Ihren Stromversorger oder einen Elektrofachbetrieb. Beschädigte Komponenten sollten nur durch den Hersteller oder durch eine Fachkraft ausgetauscht werden. E&S ist nicht haftbar fuer Produkte, die in irgendeiner Form modifiziert wurden.

## <FR> MODE D'EMPLOI POUR UNE BONNE INSTALLATION ET UTILISATION IMPORTANT!

Avant l'installation et chaque fois que vous manipulez le luminaire assurez-vous que l'alimentation électrique est COUPÉE. Appelez toujours un électricien qualifié pour l'installation. Prenez conseil auprès de votre autorité d'électricité locale. Les pièces électriques endommagées du luminaire doivent être remplacées exclusivement par le fabricant ou une personne qualifiée. E&S décline toute responsabilité pour les produits modifiés.

## <PT> INSTRUÇÕES PARA A CORRETA INSTALAÇÃO E UTILIZAÇÃO IMPORTANTE!

Antes de instalar e sempre que atuar sobre o candeeiro deve confirmar que a alimentação elétrica DESLIGADA. A instalação deve ser sempre feita por um electricista qualificado. Contacte a sua entidade local de electricidade para aconselhamento. As componentes elétricas danificadas do candeeiro devem ser substituídas apenas pelo fabricante ou por uma pessoa qualificada. A E&S declina qualquer responsabilidade em relação a produtos que sejam alterados.

## <AR> تعليمات التركيب والاستعمال بالطريقة الصحيحة هام!

قبل التركيب وقبل الشروع بأي إجراء على المصباح، تأكد من أن التيار الكهربائي مُطفأ. ينبغي أن يتم التركيب على يد فني كهرباء مختص ومؤهل. اتصل بسلطة الكهرباء المحلية للحصول على النصائح. ينبغي عدم استبدال القطع الكهربائية المتضررة داخل المصباح إلا بواسطة الشركة الأمّ نة أو شخص مؤهل. لا تتحمل E&S أي مسؤولية عن المنتجات التي يتم تعديلها.



---

# About Established & Sons

---

Established & Sons is a British brand representing all that is innovative in contemporary design. By supporting the best creators of our time, it has built a collection for people who are passionate about design, presenting imaginative products with style and personality.

Designers and artists are afforded the freedom to explore their own language, advancing pioneering ideas that deliver exceptional furniture and lighting collections. Combined with Established & Sons' commitment to skilled craftsmanship and cutting-edge manufacturing techniques, this produces intelligent designs that are at the same time diverse in the extreme and united in their quest for the extraordinary.

The Established & Sons collection includes some of the most important examples of 21st-century design. Many of the pieces have been acquired by international museums, galleries, institutions and private collections.

Follow us on Instagram

