




Screening Info

Name: John Presentation
Screen: April 26, 2025, 10:55 a.m.
Gender: Male
D.O.B: Dec. 20, 1946



Ogden Natural Health, 11 Westmoreland Street Harrogate HG1 5AY
www.ogdennaturalhealth.com

Measure	Threshold	Value	Comment
Glucose		5.5	Optimal range 4.5-5.4. Your reading is above optimal. Did you fast for 4 hours before the test? Used as an indicator of diabetes or pre-diabetes as it shows how the body handles sugar. A diet high in sugar and processed carbs generally gives an elevated glucose result and shows a pre-disposition for pre-diabetes and diabetes. Symptoms may include thirst, frequent urination, weight gain and excessive hunger. It's essential that you make changes to your diet, follow the recommendations in our "Intro to Wellness" booklet.
Triglycerides		1.3	Triglycerides are a type of fat found in your blood. They are used for energy, storing any excess calories in fat cells. Caused by over eating, excess sugar, excess gluten, grains, refined carbohydrates, fruit juices, high glycaemic fruits and vegetables and hydrogenated oils. alcohol and obesity. Yours are slightly high and there is a need to change your food and lifestyle. Optimal Range is 0.79 - 1.24.
TYG Index Male		8.65	A slightly high TyG level is associated with increased inflammation affecting circulation, muscle stiffness, blood sugar irregularities, creating unexplained fatigue. A change in food and lifestyle is highly recommended. A high protein, low-glycaemic index diet is recommended. Plenty of exercise and reduced alcohol intake can be beneficial. Optimal Range is 6.60 - 7.59.

Disclaimer: The fitness & lifestyle screening is an assessment service indicating certain findings at the time of assessment. We would remind you that this is not a medical or diagnostic service. As your assessment results may be affected by nicotine, medication, alcohol, caffeine, certain foods, stress, pregnancy or other factors, any results indicated should not be regarded as conclusive. Should you have any concerns we recommend you consult your medical professional.

We believe that people are at their best when all their results fall in the optimal range, which is a narrow band within what is classed as the normal range in mainstream diagnoses. Recommendations that are generated as part of our assessment based on your results are offered to help you get all your readings into this optimal range. The vast majority of our clients confirm that they do feel better once they get their results into and then maintain them in this optimal range.